

प्रकरण - ७

समाजातील दुर्बल (अनुसूचित जाती/जमाती)

घटकां बाबत दाखल झालेले गुन्हे

७.१.१ कायद्यापुढे सर्व समान आहेत.या मूलभूत तत्वावर भारतीय घटना आधारलेली आहे. घटनेने सर्व नागरिकांना समान हक्क प्रदान केलेले आहेत. कोणत्याही धर्म,जात व लिंग यावरून भेदभाव केला जाणार नाही, याबाबत घटनेच्या कलम ३८, ३९ व ४६ अन्वये नागरिकांना शाश्वती दिलेली आहे. समाजातील दुर्बल घटकांना सामाजिक व आर्थिक न्याय तसेच शिक्षणाच्या सोयी देणे बाबत शासनाच्या योजना आहेत व त्याद्वारे त्यांच्यावरील अन्याय व पिळवणूक कमी करण्याचे प्रयत्न केले जातात.

७.१.२ महाराष्ट्रात नागरी हक्क संरक्षण शाखा ही प्रामुख्याने अपर पोलीस महासंचालक यांच्या अधिपत्याखाली कार्यरत आहे. अपर पोलीस महासंचालक, नागरी हक्क संरक्षण, म.रा.,मुंबई हे त्यांच्या नियंत्रणाखालील असणारा अधिकारी वर्ग व कर्मचारी वर्ग व सर्व जिल्ह्यातील घटक प्रमुखांना वेळोवेळी परिपत्रके काढून मार्गदर्शन करित असतात. तसेच, घटक प्रमुखांकडून माहिती मागवून एकत्रित करतात आणि एकत्रित केलेली माहिती केंद्र शासन, राज्य शासन आणि अनुसूचित जाती /जमाती आयोग, नवी दिल्ली यांना पाठवितात. अपर पोलीस महासंचालक (ना.ह.सं.) यांच्या नियंत्रणाखालील पोलीस अधीक्षक, पोलीस उप अधीक्षक, पोलीस निरीक्षक, सहा. पोलीस निरीक्षक, पोलीस उपनिरीक्षक दर्जाचे अधिकारी व कर्मचारी कार्यरत आहेत. नागरी हक्क संरक्षण कायदा १९५५ व अनुसूचित जाती / जमाती अत्याचार (प्रतिबंधक) कायदा १९८९ अन्वये दाखल झालेले गुन्हे, तसेच तक्रारी अर्ज हे त्या - त्या परिक्षेत्रातील व जिल्ह्यातील नेमलेले अधिकारी स्वतः फिर्यादी व साक्षीदार यांच्याशी संपर्क साधून कायद्याची योग्य प्रकारे अंमलबजावणी होत आहे किंवा नाही हे पाहतात. सदर कायद्यांची अंमलबजावणी करतांना अनुसूचित जाती / जमाती अत्याचार (प्रतिबंधक) कायदा १९८९ च्या बाबतीत दाखल झालेल्या गुन्ह्यांचे तपासी अधिकारी हे कमीत कमी पोलीस उप अधीक्षक / सहाय्यक पोलीस

७.२.१ या प्रकरणासाठी लागणारी सांख्यिकी माहिती यावर्षी राष्ट्रीय गुन्हे अभिलेख केंद्र, नवी दिल्लीने ठरवून दिलेल्या गुन्ह्यांचे शीर्षानुसार राज्यातील पोलीस घटकांकडून संकलित करण्यात आली आहे.

गुन्ह्यांचे वर्गीकरण

७.३.१ अनुसूचित जाती / जमाती विरुद्धच्या (ज्या मध्ये अनु. जाती / जमातीचा सदस्य बळी आहे.) गुन्ह्यांचे वर्गीकरण खालील शीर्षामध्ये करण्यात आले आहे.

१. खून
२. बलात्कार
३. अपहरण/पळविणे
४. दरोडा
५. जबरी चोरी
६. जळीत (जाळपोळ)
७. दुखापत
८. नागरी हक्क संरक्षण कायदा
९. अनुसूचित जाती /जमाती अत्याचार (प्रतिबंधक) कायदा
१०. इतर

CHAPTER - 7

CRIME AGAINST WEAKER SECTIONS (SCs/STs) OF SOCIETY

7.1.1 The Indian Constitution is based upon the cardinal principle of equality before law. The constitution provides equal rights to all its Citizens. No individual shall be discriminated against, on the grounds of religion, caste or sex. Articles 38, 39 and 46 of the constitution assure the citizens to that effect. The State has schemes for the social, economic and educational upliftment of the weaker sections of society as the part of efforts to curb their exploitation.

7.1.2 There is a Protection of Civil Rights branch headed by Addl. Director General of Police for co-ordination and implementation of various Acts, to safeguard the rights of SCs & STs. Addl. Director General of Police (PCR) guides officers under his charge, as well as the Unit Commanders, by issuing appropriate circulars. He collects information from Unit Commanders and sends consolidated reports to Central Govt., State Govt. and to the National Commission for SC's & ST's. Addl. Director General of Police (PCR) is assisted by S.P., Dy.S.P,PI,API,PSI and other staff. These officers, by contacting the complainants and witnesses verify whether, the provisions of Protection of Civil Rights Act - 1955 and Prevention of Atrocities (Scheduled Castes and Scheduled Tribes) Act - 1989 are properly implemented. As per provisions of Prevention of Atrocities (SC's & ST's) Act- 1989, concerned Investigating Officer must not be below the rank of Dy.S.P / A.C.P.

7.2.1 Statistical information required in this year for this chapter has been collected from Police Units in the State as per the crime heads prescribed by the NCRB, New Delhi.

Classification of crimes

7.3.1 Crimes against Scheduled Castes/ Scheduled Tribes (in which member of SC/ST are victims) are categorised under following heads.

1. Murder
2. Rape
3. Kidnapping & Abduction
4. Dacoity
5. Robbery
6. Arson
7. Hurt
8. Protection of Civil Rights Act
9. Prevention of Atrocities (on Schedule Castes and Scheduled Tribes) Act
10. Others

७.३.२ भारतीय दंड संहितेखालील गुन्हे उदा. खून, दुखापत, बलात्कार इत्यादी किंवा विशेष कायद्याखालील गुन्हे उदा. नागरी हक्क संरक्षण जाती / जमाती अत्याचार (प्रतिबंधक) कायदा यांचा यापूर्वीच्या प्रकरणांमध्ये उहापोह करण्यात आला आहे. तथापि विश्लेषणाच्या दृष्टीकोनातून त्यांचा या प्रकरणात एकत्रितरीत्या विचार करून विश्लेषणात्मक विवेचन या प्रकरणात करण्यात आले आहे. राज्यामध्ये अनुसूचित जाती / जमाती अत्याचार (प्रतिबंधक) कायदा व नागरी हक्क संरक्षण कायदा या कायदांच्या कलमांसमवेत भा.दं.वि. गुन्ह्यांची कलमे ज्या गुन्ह्यांत लावण्यात आली आहेत अशा गुन्ह्यांचेही विवेचन या प्रकरणात करण्यात आले आहे. बऱ्याचवेळा अनुसूचित जाती / जमाती अत्याचार (प्रतिबंधक) कायदा व ना.ह.सं.कायद्यामधील कलमे ही भा.दं.वि. खाली दाखल झालेल्या मूळ गुन्ह्यांच्या हेतूमध्ये अंतर्भूत नसतात, तथापि काही गुन्ह्यांत उलट परिस्थिती असते. अशा गुन्ह्यांत अ. जा. / ज. अत्याचार (प्रतिबंधक) कायद्याची कलमे हा महत्वाचा गाभा असतो व भा.दं.वि.ची कलमे तदनुषंगिक असतात. उदा. दलितांची घरे ज्यावेळी जाळली जातात, त्यावेळी दलितांवरील अत्याचार हा अ.जा. / ज.अत्याचार (प्रतिबंधक) कायद्याचा वा ना.ह.सं. कायद्याचा भाग महत्वाचा असतो व जळीताबाबतची भा.दं.वि. ची कलमे तदनुषंगिक

लोकसंख्या

७.४.१ सन २०११ च्या जनगणनेनुसार महाराष्ट्र राज्यातील अनुसूचित जातीची लोकसंख्या १,३२,७५,८९८ इतकी आहे व अनुसूचित जमातीची लोकसंख्या १,०५,१०,२१३ इतकी आहे.

अनुसूचित जातीचे सदस्यावरील अत्याचाराचे गुन्हे

७.५.१ सन २०१४ मध्ये राज्यात एकूण १७६८ गुन्हे दाखल झाले असून, सन २०१३ मध्ये दाखल गुन्ह्यांचे १६७८ मानाने सन २०१४ मध्ये ५.४ % इतकी वाढ झालेली आहे. तसेच सन २००९ चे तुलनेत २०१४ मध्ये ६१.३१ % इतकी मोठी वाढ झालेली आहे. सन २०१३ च्या (३१०) तुलनेत सन २०१४ मध्ये (५३२) हिंसामय गुन्ह्यांत ७१.६१% इतकी वाढ झाली. सन २०१३ ते २०१४ मधील गुन्ह्यांचे तुलनात्मक विवरण तक्ता क्र. ७.१ व ७.२ मध्ये दर्शविण्यात आले आहे.

7.3.2 IPC crimes such as Murder, Hurt, Rape etc. or crimes under special Acts such as PCR Act & Prevention of Atrocities (SC's / ST's) Act are already included in overall crimes reported under IPC and S.L.L. respectively and discussed in detail in the preceding chapters. Data regarding crime against Prevention of Atrocities (SC's / ST's) Act, which is discussed in the following paragraphs, is an analysis of the overall crime picture, examined separately for exclusive insight. In cases reviewed below, offences under the Prevention of Atrocities (SC's / ST's) Act or P.C.R. Act have been registered together with IPC offences. More often the Prevention of Atrocities (SC's / ST's) Act or PCR sections are incidental rather than integral to the substantive offence. On the other hand, in such cases the opposite is true e.g. in the burning of houses of members of SC's / ST's the offence of arson under IPC is incidental and offence under the P.C.R. / Prevention of Atrocities (SC's / ST's) Act is substantive.

Population

7.4.1 According to 2011 census the Population of Scheduled Castes in Maharashtra State is 1,32,75,898 and of Scheduled Tribes is 1,05,10,213.

Crimes Against a Member of Scheduled Castes

7.5.1 1768 such offences have been reported in the State during 2014 as compared to 1678 during 2013, an increase by 5.4 %. As compared to the figure of 2009 there is a significant increase by 61.31 % during 2014. As compared to 2013 (310) there is an increase by 61.31% in violent crime during 2014 (532) The comparative analysis of such crimes during 2013 and 2014 is presented in Table No. 7.1 & 7.2.

तक्ता क्र. ७.१

सन २०१३ व २०१४ मध्ये अनुसूचित जातीचे सदस्यावरील अत्याचारांच्या गुन्ह्यांची संख्या

Table No. 7.1

NUMBER OF CRIMES COMMITTED AGAINST MEMBERS OF SCHEDULED CASTES DURING 2013 AND 2014

SR. NO.	YEAR	CRIME AGAINST S.Cs			% VARIATION AS COMPARE TO PREVIOUS YEAR		
		VIOLENT CRIME	OTHER CRIMES	TOTAL	VIOLENT CRIME	OTHER CRIMES	TOTAL
1	2013	310	1368	1678	59.79	52.51	53.8
2	2014	532	1236	1768	71.61	-9.65	5.4

Note : 1) Violent Crime includes Murder, Rape, Kidnapping & Abduction, Dacoity, Robbery, Arson & Riots.

2) Other crimes include Hurt, Protection of Civil Right Act & Prevention of Atrocities (S.Cs/ S.Ts) Act and Others

७.५.२ तक्ता क्र. ७.२ मध्ये विविध गुन्हे शीर्षानुसार सन २००९ ते २०१४ मध्ये अनुसूचित जातीचे सदस्यावरील अत्याचारांचे (ज्यात अनुसूचित जातीचे सदस्य बळी आहेत.) दाखल गुन्ह्यांची आकडेवारी दर्शविली आहे. तसेच २०१४ मध्ये दाखल झालेल्या गुन्ह्यांचा २००९ व २०१३ च्या तुलनेतील शेकडा प्रमाणातील बदल दर्शविला आहे.

7.5.2 Crime head-wise incidences reported against S.C's. (in which members of Scheduled Castes are victims) during the period 2009 to 2014 along with percentage variations as compared to 2009 & 2013 are shown in Table No. 7.2.

तक्ता क्र. ७.२
सन २००९ ते २०१४ मध्ये ज्या गुन्हांत अनुसूचित जातीचे सदस्य बळी पडले आहेत असे दाखल गुन्हे

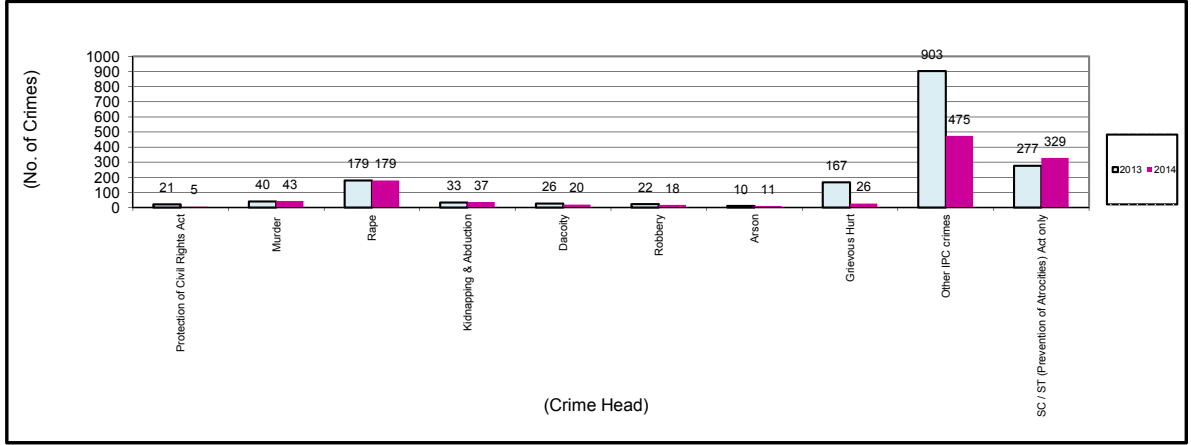
Table No. 7.2

NUMBER OF CRIMES REPORTED FROM 2009 TO 2014, IN WHICH MEMBERS OF SCHEDULED CASTES ARE VICTIMS.

Sr. No	CRIME HEADS	YEAR						% CHANGE DURING 2014 OVER 2009	% CHANGE DURING 2014 OVER 2013
		2009	2010	2011	2012	2013	2014		
1	Protection of Civil Rights Act, 1955	24	25	10	5	21	5	-79.17	-76.19
2	SC/ST (Prevention of Atrocities) Act, 1989								
2.1	Murder (Sec.302 IPC)	27	24	26	36	40	43	59.26	7.50
2.2	Attempt to commit Murder (Sec.307 IPC)	*	*	*	*	*	42		
2.3	Rape (Section 376 IPC)	105	89	95	97	179	179	70.48	0.00
2.4	Attempt to commit Rape (Sec.376/511 IPC)	*	*	*	*	*	1		
2.5	Assault on women (SC) with intent to outrage her Modesty (Sec.354 IPC)	*	*	*	*	*	352		
2.6	Insult to Modesty of Women (SC) (Sec.509 IPC)	*	*	*	*	*	6		
2.7	Kidnapping & Abduction (Sec.363, 364, 364A, 366 to 369 IPC)	10	25	12	23	33	37	270.00	12.12
2.8	Dacoity (Sec.395 to 398 IPC)	20	22	16	16	26	20	0.00	-23.08
2.9	Robbery (Sec.392 to 394, 397 & 398 IPC)	8	20	12	13	22	18	125.00	-18.18
2.1	Arson (Sec.435, 436 & 438 IPC)	8	12	7	9	10	11	37.50	10.00
2.11	Grievous Hurt (Sec.325, 326, 326A & 326B IPC)	56	77	84	81	167	26	-53.57	-84.43
2.12	Riots (Sec.147, 148, 149, 150 & 151 IPC)	*	*	*	*	*	224		
2.13	Other IPC crimes (other than those mentioned in 2.1 to 2.12)	547	519	577	544	903	475	-13.16	-47.40
2.14	SC / ST (Prevention of Atrocities) Act only	291	319	304	267	277	329	13.06	18.77
	Total SL.No.2.1 to 2.14)	1072	1107	1133	1086	1657	1763	64.46	6.40
3	IPC crimes in which SC/ST (POA) Act is not applied	*	*	*	*	*	0		
4	Employment of Manual Scavengers and Construction of Dry Latrines (Prohibition) Act, 1993	*	*	*	*	*	0		
5	Other SLL Crime against SCs (Other than PCR, SC/ST (POA) Act and Manual Scavenger act)	*	*	*	*	*	0		
	Total crimes against SCs (SL.No. 1 to 5)	1096	1132	1143	1091	1678	1768	61.31	5.36

आलेख क्र. ७.१
सन २०१३ व २०१४ मध्ये अनुसूचित जातीच्या सदस्यांवरील अत्याचाराचे दाखल गुन्हे
Chart No. 7.1

NUMBER OF CRIMES COMMITTED AGAINST SCHEDULED CASTES DURING 2013 AND 2014



७.५.३ वरील आलेखावरून सन २०१४ मध्ये सन २०१३ च्या तुलनेत खून, अपहरण व पळवून नेणे, अनु. जाती / जमाती अत्याचार (प्रतिबंध कायदा) व इतर कायदे या गुन्हे शीर्षाखालील गुन्ह्यांत वाढ झाल्याचे दिसून येते. तर जबरी चोरी, दरोडा, जबरी दुखापत, नागरी हक्क संरक्षण कायदा या गुन्हे शीर्षाखालील गुन्हेयात घट झाल्याचे दिसून येते.

7.5.3 The above chart reflects that comparatively during 2014, the incidences of Murder, Kidnapping & Abduction, Prevention of Atrocities (SC/ST) Act & Other Law have increased as compared to 2013. While there is decrease in cases of Dacoity, Robbery, Arson, Hurt/Grievous Hirt, Protection of Civil Rights Act.

७.५.४ आलेख क्र. ७.२ मध्ये सन २०१४ मध्ये अनुसूचित जातीचे सदस्यांवरील अत्याचारांच्या दाखल गुन्हेयांची गुन्हे शीर्ष-निहाय टक्केवारी दर्शविण्यात आली आहे.

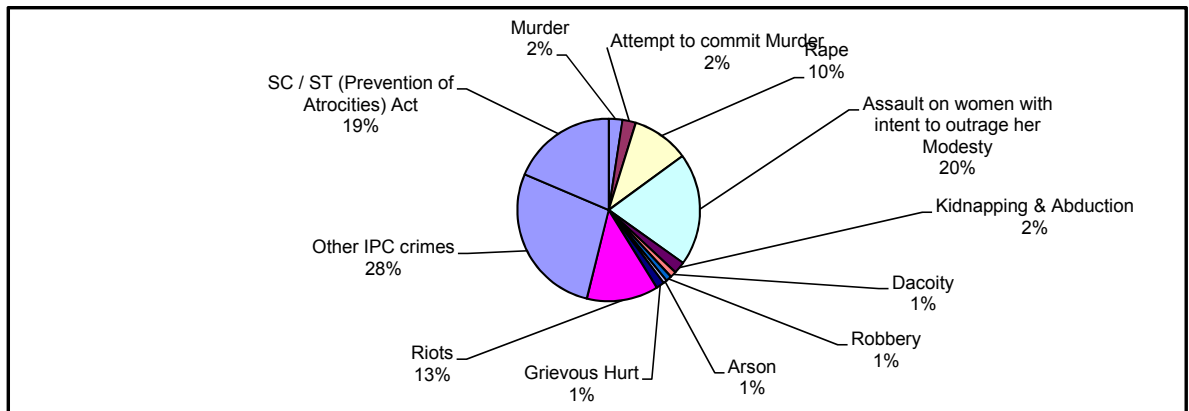
7.5.4 The data in chart No. 7.2 denotes the percentage share of various crimes committed against members of Scheduled Castes during 2014 .

७.५.५ तक्ता क्र.७.३ मध्ये एकूण भा.दं.वि.च्या तुलनेत अनुसूचित जातीच्या सदस्यांवरील अत्याचारांच्या दाखल गुन्हेयांची टक्केवारी व फरक दर्शविण्यात आले आहेत.

7.5.5 The data in Table No. 7.3 denotes the percentage share and variation of crimes committed against members of SC's in total IPC Crimes.

आलेख क्र. ७.२
सन २०१४ मध्ये अनुसूचित जातीच्या सदस्यांवरील अत्याचारांचे गुन्हे शीर्ष-निहाय टक्केवारी
Chart No. 7.2

PERCENTAGE SHARE OF VARIOUS CRIMES COMMITTED AGAINST MEMBERS OF SCHEDULED CASTES DURING 2014



तक्ता क्र. ७.३

एकूण भा.दं.वि. गुन्ह्यांच्या तुलनेत अनुसूचित जातीच्या सदस्यांवरील अत्याचाराचे दाखल झालेल्या गुन्ह्यांची टक्केवारी व फरक

Table No. 7.3
PERCENTAGE SHARE AND VARIATION OF CRIMES COMMITTED AGAINST MEMBERS OF SC's. IN TOTAL IPC CRIMES

SR. No.	YEAR	TOTAL IPC CRIMES	CRIMES COMMITTED AGAINST SCs.	PERCENTAGE OF CRIMES AGAINST SC's. IN TOTAL IPC CRIMES	PERCENTAGE VARIATION OVER PREVIOUS YEAR	
					IPC	CRIMES COMMITTED AGAINST SCs.
1	2013	234385	1678	0.72	15.63	53.8
2	2014	249834	1768	0.71	6.59	5.4

७.५.६ वरील तक्त्यावरून असे दिसून येते की, सन २०१४ मध्ये एकूण भादंविचे गुन्ह्यांत २०१३ चे तुलनेत ६.५९% ने वाढ झाली आहे. तर अनुसूचित जातीच्या सदस्यांवरील अत्याचारांच्या गुन्ह्यात ५.४% ने वाढ झालेली आहे.

गुन्ह्यांचे विश्लेषण

७.६.१ सन २०१४ मध्ये अनुसूचित जातीच्या व्यक्तींवरील अत्याचारांच्या दाखल गुन्ह्यांमध्ये सोलापूर ग्रामीण घटकात सर्वात जास्त गुन्हे (११०) दाखल झाले असून, त्याचा राज्याच्या एकूण (१७६८) गुन्ह्यांपैकी ६.२२ % इतका वाटा आहे.

७.६.२ पोलीस आयुक्तालयांचा विचार करता सन २०१४ मध्ये अनुसूचित जातींवरील अत्याचाराचे सर्वात जास्त गुन्हे पुणे शहरात (५५) दाखल झाले असून ते राज्यातील एकूण (१७६८) दाखल गुन्ह्यांच्या ३.११ % इतके आहेत. सन २०१४ मध्ये महाराष्ट्रात अनुसूचित जातीच्या व्यक्ती विरुद्ध दाखल झालेले गुन्हे व प्रमाण या बाबतची माहिती तक्ता क्र.३१ मध्ये दर्शविली आहे.

7.5.6 It is seen from the above table that there is an increase by 6.59 % in total IPC crimes during 2014 as compared to 2013. In the same period, there is an increase by 5.4 % in crimes committed against members of SCs.

Crime Analysis

7.6.1 During 2014, the maximum number of crimes (110) against Scheduled Castes have been registered in Solapur Rural. This accounted for 6.22 % of all such crimes registered in the State (1768).

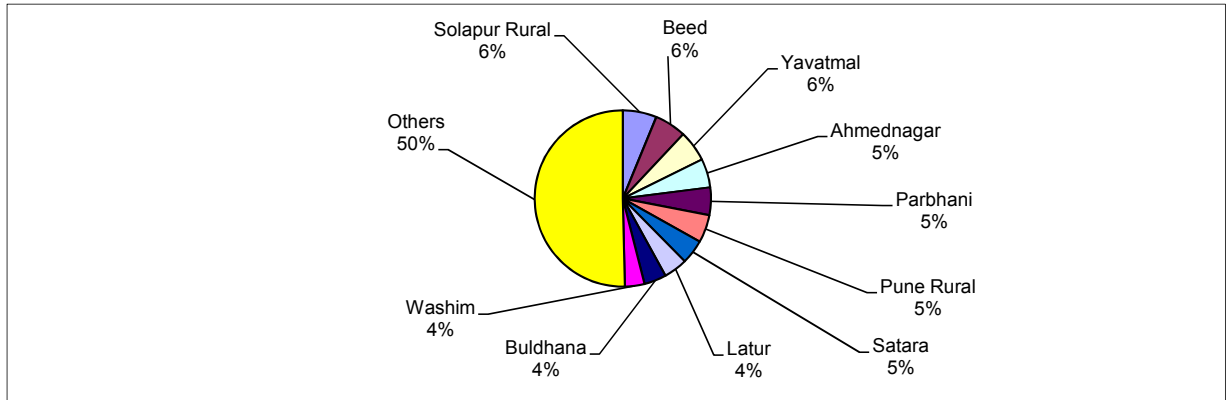
7.6.2 Among Commissionerates, the maximum number of crimes against Scheduled Castes, i.e. 55, have been registered in Pune (C) during 2014. This accounted for 3.11 % of all such crimes reported in the State (1768). Unit-wise details of incidences of crime in Maharashtra during 2014, in which a member of SCs. is victim, is shown in Table No.31.

आलेख क्र. ७.३

सन २०१४ मध्ये अनुसूचित जातीच्या सदस्यांवरील अत्याचाराचे दाखल झालेल्या गुन्ह्यांची घटक-निहाय टक्केवारी

Chart No. 7.3

UNIT-WISE PERCENTAGE CONTRIBUTION TO TOTAL CRIMES COMMITTED AGAINST MEMBERS OF SCHEDULED CASTES DURING 2014



७.६.३ सन २०१४ मध्ये अनुसूचित जातीच्या सदस्यांवरील अत्याचाराच्या विविध गुन्हे शीर्षाखालील दाखल झालेल्या गुन्ह्यांची घटकनिहाय माहिती तक्ता क्र. ३२ मध्ये दर्शविण्यात आली आहे.

७.६.४ सन २०१४ मध्ये ज्यात अनुसूचित जातीचे सदस्य बळी पडले आहेत अशा विविध शीर्षाखाली दाखल झालेल्या गुन्ह्यांचे सविस्तर विश्लेषण पुढीलप्रमाणे आहे.

खून

७.६.५ सन २०१४ मध्ये खुनाचे ४३ गुन्हे दाखल झाले. सन २०१३ मध्ये ४० गुन्हे दाखल होते, अशा प्रकारे ३ गुन्ह्यांची (७.५%) वाढ झाली आहे. तसेच २००९ (२७) च्या तुलनेत सन २०१४ मध्ये ५९.२६ % ने वाढ झाल्याचे दिसून येते.

बलात्कार

७.६.६ सन २०१३ (१७९ गुन्हे) व सन २०१४ (१७९ गुन्हे) मध्ये हया शीर्षाखाली समान गुन्हे दाखल आहेत. सन २००९ (१०५ गुन्हे) च्या तुलनेत सन २०१४ मध्ये ७०.४८ % ने वाढ झाल्याचे दिसते.

अपहरण व पळवून नेणे

७.६.७ सन २०१४ मध्ये ३७ गुन्हे तर २०१३ मध्ये ३३ गुन्हे दाखल होते. या शीर्षाखाली ०४ गुन्ह्यांची (१२.१२ %) वाढ झाली आहे. सन २००९ (१० गुन्हे) च्या तुलनेत सन २०१४ मध्ये २७ ने वाढ झाल्याचे दिसून येते.

दरोडा

७.६.८ सन २०१३ (२६ गुन्हे) च्या तुलनेत सन २०१४ (२० गुन्हे) मध्ये या शीर्षाखाली ०६ गुन्ह्यांची (२३.०८ %) घट झाली आहे. सन २००९ (२० गुन्हे) च्या तुलनेत सन २०१४ मध्ये वाढ किंवा घट झालेली नाही.

जबरी चोरी

७.६.९ सन २०१३ (२२ गुन्हे) च्या तुलनेत सन २०१४ (१८ गुन्हे) मध्ये या शीर्षाखाली ४ गुन्ह्यांची (१८.१८ %) घट झालेली आहे. सन २००९ (८ गुन्हे) च्या तुलनेत सन २०१४ मध्ये १० ने वाढ झाल्याचे दिसून येते.

जाळपोळ

७.६.१० सन २०१३ (१० गुन्हे) या तुलनेत सन २०१४ (११ गुन्हे) मध्ये हया सदराखाली १ गुन्ह्यांची (१० %) वाढ झाल्याचे दिसून येते. मात्र २००९ (०८ गुन्हे) च्या तुलनेत सन २०१४ (११ गुन्हे) मध्ये ३७.५०% ने वाढ दिसून येत आहे.

7.6.3 Unit-wise details of various forms of crimes committed against member of SCs. during 2014 is shown in Table No. 32.

7.6.4 A detailed account of the Crimes, in which members of Scheduled Castes are victims, during the year 2014 is presented below.

Murder

7.6.5 43 cases of Murder have been reported during 2014, as against 40 during 2013 . Thus there is an increase by 3 cases (7.5 %) . As compared to 2009 (27) there is an increase by 59.26 % during 2014.

Rape

7.6.6 During 2014 (179) offences have been registered as compared to 2013 (179) offences, there is equal cases registered in year 2013 & 2014. As compared to 2009 (105) offences there is an increase by 70.48 % during 2014 .

Kidnapping & Abduction

7.6.7 During 2014 (37 offences) have been registered as compared to 2013 (33 offences), there is an increase by 04 offence (12.12%). As compared to 2009 (10 offences) there is an increase by 27 during 2014.

Dacoity

7.6.8 During 2013 (26 offences) have been registered as compared to 2014 (20 offences), there is decrease by 06 offences (23.08 %). As compared to 2009 (20 offences) there is equal offences registered during year 2014.

Robbery

7.6.9 During 2013 (22 offences) have been registered as compared to 2014 (18 offences), there is a decrease by 4 offences (18.18 %). As compared to 2009 (8 offences), there is an increase by 10 during year 2014.

Arson

7.6.10 During 2013 (10 offences) have been registered as compared to 2014 (11 offences), there is an increase by 1 offences (10 %), there is increase by 37.50% as compared to 2009 (08 offences).

दुखापत

७.६.११ सन २०१३ मध्ये (१६७ गुन्हे) च्या तुलनेत सन २०१४ (२६ गुन्हे) मध्ये ८४.४३ % घट झाली आहे तर २००९ (५६ गुन्हे) च्या तुलनेत सन २०१४ मध्ये ५३.५७ % ने घट झाली आहे.

नागरी हक्क संरक्षण कायदा

७.६.१२ सन २०१३ मध्ये (२१ गुन्हे) च्या तुलनेत सन २०१४ मध्ये ०५ गुन्हे दाखल झाले आहेत. अशा प्रकारे १६ गुन्हेयांची (७६.१९ %) घट झालेली आहे. तसेच सन २००९ (२४ गुन्हे) च्या तुलनेत सन २०१४ मध्ये ७९.१७ % ने घट झालेली आहे.

अनुसूचित जाती/ जमाती अत्याचार (प्रतिबंधक) कायदा

७.६.१३ सन २०१३ (२७७ गुन्हे) च्या तुलनेत सन २०१४ मध्ये (३२९ गुन्हे) मध्ये (१८.७७ %) ने वाढ झाली आहे. सन २००९ (२९१ गुन्हे) च्या तुलनेत सन २०१४ मध्ये १३.०६ % ने वाढ झाली आहे.

इतर गुन्हे

७.६.१४ सन २०१३ (९०३ गुन्हे) च्या तुलनेत सन २०१४ (४७५ गुन्हे) मध्ये ४७.४०% ने घट झाली आहे. तर सन २००९ (५४७ गुन्हे) च्या तुलनेत सन २०१४ मध्ये १३.१६% ने घट झाली आहे.

अनुसूचित जमातीच्या सदस्यांवरील अत्याचाराचे गुन्हे

७.७.१ सन २०१४ मध्ये अनु. जमातीवरील अत्याचारांचे एकूण ४४३ गुन्हे दाखल झाले आहेत तर सन २०१३ मध्ये ४१५ गुन्हे दाखल होते. सन २०१४ मध्ये २०१३ च्या तुलनेत ६.७५ % ने वाढ झालेली आहे. तसेच सन २००९ च्या (२२४ गुन्हे) तुलनेत सन २०१४ मध्ये ९७.७७ % ने वाढ झालेली आहे

७.७.२ खालील तक्त्यात अनुसूचित जमातीवरील अत्याचारांचे २०१३ व २०१४ मध्ये दाखल गुन्हे व टक्केवारी याबाबत माहिती दिली आहे.

तक्ता क्र. ७.४

सन २०१३ व २०१४ मध्ये अनुसूचित जमातीचे सदस्यांवरील अत्याचाराच्या गुन्हेयांची संख्या

Table No.7.4

NUMBER OF CRIMES COMMITTED AGAINST MEMBERS OF SCHEDULED TRIBES DURING 2013 & 2014

SR. NO.	YEAR	CRIME AGAINST STs			% VARIATION AS COMPARE TO PRE. YEAR		
		VIOLENT	OTHER	TOTAL	VIOLENT	OTHER	TOTAL
1	2013	120	295	415	46.34	30.53	34.74
2	2014	165	278	443	37.5	-5.76	6.75

Note : 1) Violent Crime includes Murder, Rape, Kidnapping & Abduction, Dacoity, Robbery, Arson & Riots
2) Other Crimes include Hurt, Prevention of Atrocities (SCs / STs) Act and Others.

७.८.१ तक्ता क्र. ७.४ मध्ये विविध गुन्हे शिर्षानुसार सन २००९ ते २०१४ मध्ये अनुसूचित जमातीचे सदस्यांवरील अत्याचारांच्या (ज्यात अनुसूचित जमातीचे सदस्य बळी आहेत) दाखल गुन्हेयांची आकडेवारी दर्शविली आहे. २०१४ मध्ये दाखल झालेल्या गुन्हेयांचा २००९ व २०१३ च्या तुलनेतील शेकडा प्रमाणातील बदल दर्शविला आहे.

Hurt

7.6.11 During 2014 (26 offences) there is decrease in incidences by 84.43% as compared to 2013 (167 offences) & 53.57 % decrease as compared to 2009 (56 offences).

Protection of Civil Rights Act

7.6.12 As compared to 2013 (21 offences), there is decrease by 76.19 % during 2014 (05 offences). There is decrease by 79.17 % as compared to 2009 (24 offences).

Prevention of Atrocities (SCs/STs) Act.

7.6.13 During 2013 total (277 offences) have been registered, there is an increase by (18.77%) during 2014 (329 offences). There is an increase by (13.06 %) as compared to 2009 (291 offences).

Other Offences

7.6.14 During 2013 (903 offences) have been registered, there is a decrease as compared to 2014 (475 offences) by 47.40%. There is a decrease by (13.16%) as compared to 2009 (547 offences).

Crime Against Members of Scheduled Tribes

7.7.1 443 offences have been committed against members of S.T's during 2014, as against 415 during the year 2013, an increase by 6.75 %. Similarly there is an increase by 97.77% as compared to the figures of 2009 (224 offences).

7.7.2 The following table shows the cases against Scheduled Tribes in the years 2013 and 2014.

7.8.1 Crime head-wise incidences reported against ST's (in which a member of Scheduled Tribes is victim) during the years 2009 to 2014 along with percentage variations as compared to 2009 and 2013 are shown in Table No. 7.4

तक्ता क्र.७.५

सन २००९ ते २०१४ मध्ये ज्या गुन्ह्यात अनुसूचित जमातीचे सदस्य बळी पडले आहेत असे दाखल झालेले गुन्हे

Table No. 7.5

NUMBER OF CRIMES REPORTED FROM 2009 TO 2014, IN WHICH MEMBERS OF SCHEDULED TRIBES ARE VICTIM.

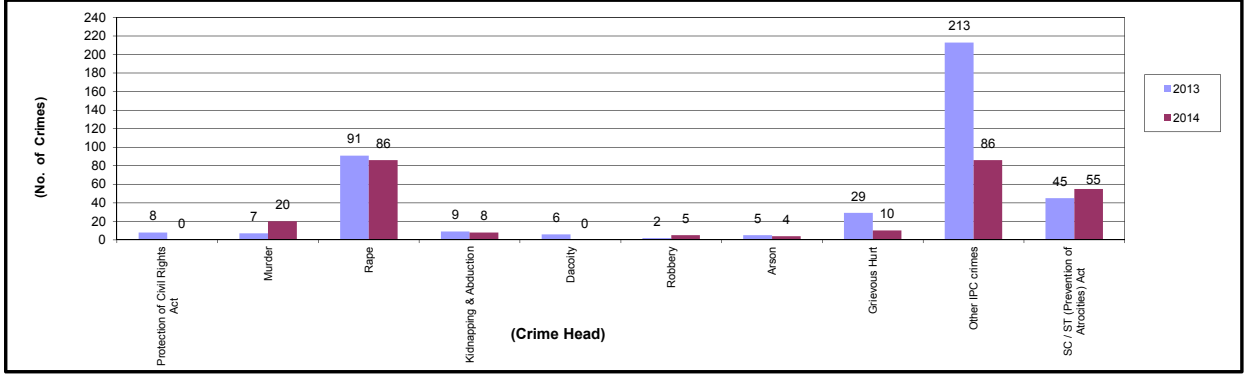
Sr. No.	CRIME HEADS	YEAR						% CHANGE DURING 2009 AS COMPARED TO 2009	% CHANGE DURING 2014 AS COMPARED TO 2013
		2009	2010	2011	2012	2013	2014		
1	Protection of Civil Rights Act, 1955	0	0	0	1	8	0	0.00	-100.00
2	SC/ST (Prevention of Atrocities) Act,1989								
2.1	Murder (Sec.302 IPC)	8	9	16	11	7	20	150.00	185.71
2.2	Attempt to commit Murder (Sec.307 IPC)	*	*	*	*	*	7		
2.3	Rape (Section 376 IPC)	50	46	57	56	91	86	72.00	-5.49
2.4	Attempt to commit Rape (Sec.376/511 IPC)	*	*	*	*	*	0		
2.5	Assault on women (ST) with intent to outrage her ModeSCy (Sec.354 IPC)	*	*	*	*	*	118		
2.6	Insult to ModeSCy of Women (ST) (Sec.509 IPC)	*	*	*	*	*	2		
2.7	Kidnapping & Abduction (Sec.363, 364, 364A, 366 to 369 IPC)	1	8	11	7	9	8	700.00	-11.11
2.8	Dacoity (Sec.395 to 398 IPC)	1	1	3	4	6	0	-100.00	-100.00
2.9	Robbery (Sec.392 to 394, 397 & 398 IPC)	1	1	2	3	2	5	400.00	150.00
2.1	Arson (Sec.435, 436 & 438 IPC)	6	7	4	1	5	4	-33.33	-20.00
2.11	Grievous Hurt (Sec.325, 326, 326A & 326B IPC)	6	11	18	17	29	10	66.67	-65.52
2.12	Riots (Sec.147, 148, 149, 150 & 151 IPC)	*	*	*	*	*	42		
2.13	Other IPC crimes (other than those mentioned in 2.1 to 2.12)	114	154	149	155	213	86	-24.56	-59.62
2.14	SC / ST (Prevention of Atrocities) Act only	37	55	61	53	45	55	48.65	22.22
	Total Sl.No.2.1 to 2.14)	224	292	321	307	407	443	97.77	8.85
3	IPC crimes (in which) SC/ST (POA) Act is not applied	*	*	*	*	*	0		
4	Employment of Manual Scavengers & Construction of Dry Latrines (Prohibition) Act, 1993	*	*	*	*	*	0		
5	Other SLL Crime against STs (Other than PCR, SC/ST (POA) Act and Manual Scavenger act)	*	*	*	*	*	0		
	Total crimes again STs (Sl.No. 1 to 5)	224	292	321	308	415	443	97.77	6.75

टीप: वरील तक्त्यात दर्शविलेलेल्या गुन्हे शीर्षकांपैकी अनुक्रमांक ४,५ व ८ शीर्षकाची माहिती सन २००९ पासून स्वतंत्ररीत्या संकलित केली जात आहे. तत्पूर्वी संकलित केली जात नव्हती.

Note:- Out of crime heads indicated in above table, information on crime heads with Sr. No. 4,5 and 8 is compiled separately since 2009. Earlier it was not compiled.

आलेख क्र. ७.४
सन २०१३ व २०१४ मध्ये अनुसूचित जमातीवरील अत्याचाराचे दाखल गुन्हे
Chart No.7.4

INCIDENCES OF CRIMES COMMITTED AGAINST SCHEDULED TRIBES DURING 2013 AND 2014



७.८.२ वरील ७.४ च्या आलेखावरून असे दिसून येते की, सन २०१४ मध्ये सन २०१३ च्या तुलनेत बलात्कार, अपहरण व पळवून नेणे या गुन्ह्यामध्ये घट झाली असून अन्य गुन्ह्यांचे शीर्षावली घट झाल्याचे दिसून येते.

७.८.३ आलेख क्र. ७.५ मध्ये सन २०१४ मध्ये अनुसूचित जमातीचे सदस्यांवरील अत्याचारांच्या दाखल झालेल्या गुन्ह्यांची शीर्षनिहाय टक्केवारी दर्शविण्यात आली आहे.

७.८.४ तक्ता क्र. ७.६ मध्ये एकूण भा.द.वि.च्या तुलनेत अनुसूचित जमातीच्या सदस्यावरील अत्याचारांच्या दाखल गुन्ह्यांची टक्केवारी व फरक दर्शविण्यात आला आहे.

7.8.2 The data in Chart No. 7.4 shows that during 2014, there is an increase in incidences of Rape, Kidnapping & Abduction as compared to 2013, while there is decrease under other heads.

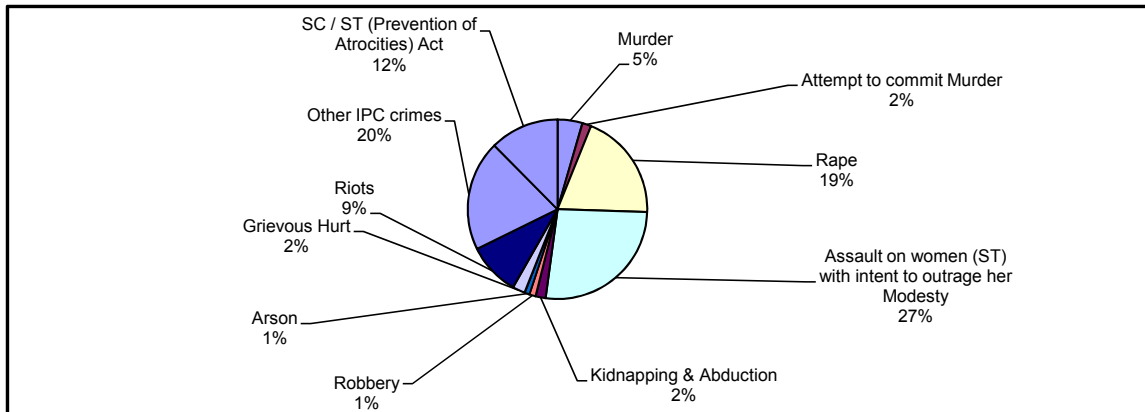
7.8.3 The data in Chart No.7.5 denotes the percentage share of various crimes committed against members of STs during 2014, under different heads.

7.8.4 The data in Table No.7.6 denotes the percentage share and variation of crimes committed against members of ST's in total IPC crimes.

आलेख क्र. ७.५
सन २०१४ मधील अनुसूचित जमातीचे सदस्यावरील अत्याचारांच्या गुन्ह्यांची शीर्षनिहाय टक्केवारी

Chart No.7.5

PERCENTAGE SHARE OF VARIOUS CRIMES COMMITTED AGAINST MEMBERS OF SCHEDULED TRIBES DURING 2014



तक्ता क्र. ७.६

एकूण भा.दं.वि. गुन्हांच्या तुलनेत अनुसूचित जमातीच्या सदस्यांवरील अत्याचाराचे दाखल झालेल्या गुन्हांची टक्केवारी व फरक

Table No. 7.6

PERCENTAGE SHARE AND VARIATION OF CRIMES COMMITTED AGAINST MEMBERS OF ST's IN TOTAL IPC CRIMES

Sr.No.	YEAR	TOTAL IPC CRIMES	CRIMES COMMITTED AGAINST STs	PERCENTAGE OF CRIMES AGAINST STs IN TOTAL IPC CRIMES	PERCENTAGE VARIATION AS COMPARE TO PREV. YEAR	
					IPC	CRIMES COMMITTED AGAINST STs
1	2013	234385	415	0.18	15.63	34.74
2	2014	249834	443	0.18	6.59	6.75

७.८.५ वरील तक्त्यावरून असे दिसून येते की, सन २०१४ मध्ये एकूण भादंविचे गुन्हायत २०१३ चे तुलनेत ६.५९ % ने वाढ झाली आहे तर अनुसूचित जमातीच्या सदस्यांवरील अत्याचारांच्या गुन्हायत ६.७५ % ने वाढ झालेली आहे.

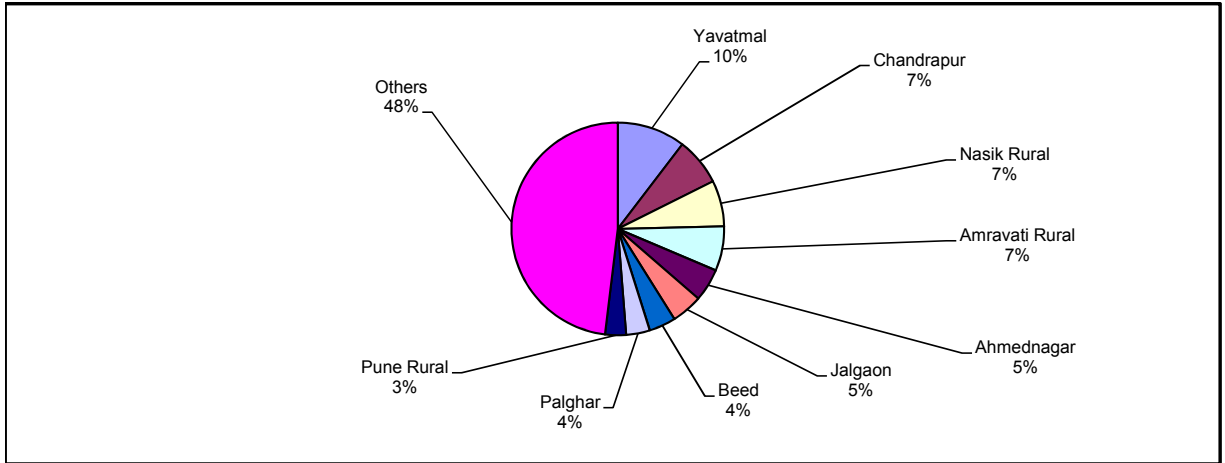
7.8.5 It is seen from the above table that there is an increase by 6.59 % in total IPC crimes during 2014 as compared to 2013 . In the same period there is an increase by 6.75 % in crimes committed against member of ST's.

आलेख क्र. ७.६

सन २०१४ मधील अनुसूचित जमातीच्या सदस्यांवरील अत्याचारांचे दाखल झालेल्या गुन्हांची घटक-निहाय टक्केवारी

Chart No. 7.6

UNIT-WISE PERCENTAGE CONTRIBUTION OF ALL CRIMES COMMITTED AGAINST MEMBERS OF SCHEDULED TRIBES DURING 2014



७.८.६ सन २०१४ मध्ये अनुसूचित जमातीचे सदस्यांवरील अत्याचारांच्या विविध गुन्हे शीर्षांखाली दाखल झालेल्या गुन्हांची घटक-निहाय माहिती तक्ता क्र. ३३ मध्ये दर्शविण्यात आली आहे.

7.8.6 Unit-wise details of various forms of crimes committed against members of STs during 2014 are shown in Table No.33.

गुन्ह्यांचे विश्लेषण

७.९.१ सन २०१४ मध्ये अनुसूचित जमातीचे सदस्यांवरील अत्याचारांचे एकूण ४४३ गुन्हे दाखल झालेले आहेत. सन २०१३ मध्ये ४१५ गुन्हे दाखल झालेले होते. अर्थात ६.७५% ने वाढ झालेली आहे.

७.९.२ राज्यात सर्वात जास्त सोलापूर ग्रामीण येथे अनुसूचित जमातीवर ११० गुन्हे दाखल झाले असून महाराष्ट्रातील एकूण गुन्ह्यांमध्ये त्यांचा टक्केवारी हिस्सा ६.२२ % इतका आहे.

७.९.३ सन २०१४ मध्ये अनुसूचित जमातीचे सदस्य बळी पडले आहेत, अशा विविध शीर्षाखाली दाखल झालेल्या गुन्ह्यांचे सविस्तर विश्लेषण पुढील प्रमाणे आहे.

खून

७.९.४ सन २०१४ (२० गुन्हे) च्या तुलनेत सन २०१३ (७ गुन्हे) मध्ये या शीर्षाखाली १८५.७१% वाढ झाली आहे. तर सन २००९ (८ गुन्हे) च्या तुलनेतही १५०% ने वाढ झाल्याचे दिसते.

बलात्कार

७.९.५ सन २०१३ (११ गुन्हे) च्या तुलनेत सन २०१४ (८६ गुन्हे) मध्ये गुन्ह्यांत ५.४९ % ने घट दिसून येते. तर २००९ (५० गुन्हे) तुलनेत ७२ % वाढ दिसून येते.

अपहरण व पळवून नेणे

७.९.६ सन २०१३ (९ गुन्हे) च्या तुलनेत सन २०१४ (८ गुन्हे) मध्ये गुन्ह्यात ११.११% ने घट झाल्याचे दिसून येते. तसेच सन २००९ (१ गुन्हे) च्या तुलनेत (७००%) वाढ झालेली आहे.

दरोडा

७.९.७ सन २०१३ (६ गुन्हे) च्या तुलनेत सन २०१४ (० गुन्हे) मध्ये ६ गुन्ह्यांची (१०० %) घट झालेली आहे.

जबरी चोरी

७.९.८ सन २०१३ (२ गुन्हे) च्या तुलनेत सन २०१४ मध्ये (५ गुन्हे) दाखल आहे. सदर गुन्ह्यात १५०% ने वाढ झालेली आहे.

जाळपाळ

७.९.९ सन २०१३ (५ गुन्हे) व २००९ (६ गुन्हे) च्या तुलनेत सन २०१४ मध्ये (४ गुन्हे) अनुक्रमे २० % व (३३.३३%) ने घट झाली आहे.

दुखापत

७.९.१० सन २०१३ (४५ गुन्हे) च्या तुलनेत सन २०१४ (१० गुन्हे) मध्ये गुन्ह्यांत ६५.५२ % घट झाली आहे. तर सन २००९ (६ गुन्हे) च्या तुलनेत ६६.६७ % नी वाढ झाली आहे.

अनुसूचित जाती /जमाती अत्याचार (प्रतिबंधक) कायदा

७.९.११ सन २०१३ (४५ गुन्हे) च्या तुलनेत सन २०१४ (५५ गुन्हे) मध्ये या शीर्षाखाली १० गुन्ह्यांनी (२२.२२%) वाढ झाली आहे.

इतर गुन्हे

७.९.१२ सन २०१३ (२१३ गुन्हे) च्या तुलनेत सन २०१४ (८६ गुन्हे) मध्ये ५९.६२ % ने घट झाली आहे. तर सन २००९ (११४ गुन्हे) च्या तुलनेत २४.५६% ने घट झाली आहे.

Crime Trends

7.9.1 During the year 2014, 443 cases of crimes against Scheduled Tribes have been reported 415 during 2013, i.e. an increase by (6.75 %).

7.9.2 Solapur (R) has reported the maximum offences, 110 cases against ST's, i.e. 6.22 % of all such crimes registered in the State.

7.9.3 A detailed account of the Crimes committed, in which members of Scheduled Tribes are victims, during the year 2014, is presented below.

Murder

7.9.4 As compared to 2013 (7 offences), there is an increase by 185.71% during the year 2014 (20 offences) under this head & also as compared to 2009 (8 offences) there is an increase by 150%.

Rape

7.9.5 As compared to 2013 (91 offences), there is a decrease by 5.49% during 2014 (86 offences) and as compared to 2009 (50 offences) there is an increase by 72 %.

Kidnapping & Abduction

7.9.6 As compared to 2013 (9 offences), there is a decrease by 11.11 % during 2014 (8 offences) and as compared to 2009 (1 offence) there is an increase by 700%.

Dacoity

7.9.7 As compared to 2013 (6 offences), there is a decrease by 100% during 2014 (0 offence).

Robbery

7.9.8 As compared to 2013 (2 offences), there is an increase by 150% during 2014 (5 offences).

Arson

7.9.9 As compared to 2013 (5 offences) and 2009 (6 offences) there is decrease by 20 % and 33.33% respectively during the year 2014 (4 offences).

Hurt

7.9.10 As compared to 2013 (45 offences), there is a decrease by 65.52 % during 2014 (10 offences) and there is an increase by 66.67% as compared to 2009 (6 offences)

Prevention of Atrocities (SC / ST) Act

7.9.11 As compared to 2013 (45 offences) there is an increase by 22.22% during 2014 (55 offences).

Other Offences

7.9.12 As compared to 2013 (213 offences,) there is a decrease by 59.62 % during 2014 (86 offences) and as compared to 2009 (114 offences), there is a decrease by 24.56%.

सन २०१४ मध्ये महाराष्ट्र राज्यात अनुसूचित जाती संबंधित ज्यात अनुसूचित जातीचे सदस्य बळी आहेत असे दाखल झालेले गुन्हे व टक्केवारी

Table No. 31

INCIDENCES & PERCENTAGE OF CRIMES COMMITTED AGAINST SCHEDULED CASTES (IN WHICH MEMBER OF S.C.'s IS VICTIM) IN MAHARASHTRA DURING 2014

Sr. No.	UNIT	Incidence	Percentage Contribution To All-India Total	Estimated SCs Population(In Lakhs)	Rate Of Total Cognizable Crimes	Rank on the Basis of Col.6	Rank on the Basis of Col.4
1	2	3	4	5	6	7	8
1	Akola	30	1.70	3.64	8.24	29	18
2	Amravati Rural	43	2.43	3.95	10.89	24	15
3	Buldhana	72	4.07	4.71	15.29	18	8
4	Yavatmal	101	5.71	3.29	30.70	2	3
5	Washim	63	3.56	2.29	27.51	5	9
*	Amravati Range	309	17.48	17.88	17.28		
6	Aurangabad Rural	29	1.64	3.09	9.39	26	19
7	Jalna	59	3.34	2.72	21.69	8	11
8	Beed	102	5.77	3.51	29.06	3	2
9	Osmanabad	44	2.49	2.65	16.60	13	14
*	Aurangabad Range	234	13.24	11.97	19.55		
10	Nanded	45	2.55	6.4	7.03	35	13
11	Latur	77	4.36	4.81	16.01	16	7
12	Parbhani	90	5.09	2.47	36.44	1	5
13	Hingoli	44	2.49	1.83	24.04	7	14
*	Nanded Range	256	14.48	15.51	16.51		
14	Kolhapur	60	3.39	5.05	11.88	22	10
15	Pune Rural	90	5.09	4.6	19.57	11	5
16	Sangli	26	1.47	3.53	7.37	33	20
17	Satara	79	4.47	3.23	24.46	6	6
18	Solapur Rural	110	6.22	5.12	21.48	9	1
*	Kolhapur Range	365	20.64	21.53	16.95		
19	Bhandara	13	0.74	2	6.50	38	28
20	Chandrapur	32	1.81	3.48	9.20	27	17
21	Nagpur Rural	21	1.19	3.92	5.36	40	22
22	Wardha	19	1.07	1.89	10.05	25	24
*	Nagpur Range	85	4.81	11.29	7.53		
23	Gadchiroli	5	0.28	1.21	4.13	42	32
24	Gondia	35	1.98	1.76	19.89	10	16
*	Gadchiroli Range	40	2.26	2.97	13.47		
25	Ahmednagar	93	5.26	5.74	16.20	14	4
26	Dhule	19	1.07	1.28	14.84	19	24
27	Jalgaon	45	2.55	3.89	11.57	23	13
28	Nasik Rural	24	1.36	3.2	7.50	32	21
29	Nandurbar	7	0.40	0.48	14.58	20	31
*	Nasik Range	188	10.63	14.59	12.89		
30	Raigad	20	1.13	1.28	15.62	17	23
31	Ratnagiri	12	0.68	0.67	17.91	12	29
32	Sindhudurg	5	0.28	0.56	8.93	28	32
33	Thane Rural	10	0.57	1.26	7.94	30	30
34	Palghar	14	0.79	0.87	16.09	15	27
*	Thane Range	61	3.45	4.64	13.15		
35	Mumbai Railway	2	0.11				34
36	Pune Railway	0	0.00				
37	Nagpur Railway	1	0.06				35
*	Railway Range	3	0.17	0			
38	Nagpur Commr.	33	1.87	4.75	6.95	36	17
39	Pune Commr.	55	3.11	7.2	7.64	31	12
40	Thane Commr.	29	1.64	4.17	6.95	36	19
41	Mumbai Commr.	35	1.98	8.03	4.36	41	16
42	Nasik Commr.	4	0.23	2.35	1.70	43	33
43	Aurangabad Commr.	15	0.85	2.31	6.49	39	26
44	Solapur Commr.	10	0.57	1.38	7.25	34	30
45	Navi Mumbai	30	1.70	1.07	28.04	4	18
46	Amravati Commr.	16	0.90	1.12	14.29	21	25
*	Total Commrs.	227	12.84	32.38	7.01		
**	Total	1768	100.00	132.76	13.32		

INCIDENCES & PERCENTAGE OF CRIMES COMMITTED AGAINST SCHEDULED CASTES (IN WHICH MEMBER OF S.C.'s IS VICTIM) IN MAHARASHTRA DURING 2014

Sr. No.	UNIT	Population Of SCs (in Lakh)	Protection of Civil Rights Act, 1955			SC/ST (Prevention of Atrocities) Act											
						Murder (Section 302 IPC)			Attempt to commit Murder (Section 307 IPC)			Rape (Section 376 IPC)			Attempt to commit Rape (Section 376/511 IPC)		
			I	V	R	I	V	R	I	V	R	I	V	R	I	V	R
1	Akola	3.64	0	0	0.00	7	0	0.00	2	2	0.55	9	9	2.47	0	0	0
2	Amravati Rural	3.95	1	1	0.25	0	0	0.00	1	1	0.25	4	4	1.01	0	0	0
3	Buldhana	4.71	0	0	0.00	2	2	0.42	3	3	0.64	2	56	0.42	0	0	0
4	Yavatmal	3.29	0	0	0.00	2	2	0.61	0	0	0.00	8	8	2.43	0	0	0
5	Washim	2.29	0	0	0.00	1	1	0.44	3	3	1.31	6	6	2.62	0	0	0
*	Amravati Range	17.88	1	1	0.25	5	5	1.47	9	9	2.75	29	29	8.96	0	0	0
6	Aurangabad Rural	3.09	0	0	0.00	1	1	0.32	1	1	0.32	1	1	0.32	0	0	0
7	Jalna	2.72	0	0	0.00	3	3	1.10	2	2	0.74	4	4	1.47	0	0	0
8	Beed	3.51	0	0	0.00	3	3	0.85	5	6	1.42	8	8	2.28	0	0	0
9	Osmanabad	2.65	0	0	0.00	0	0	0.00	0	0	0.00	7	7	2.64	0	0	0
*	Aurangabad Range	11.97	0	0	0.00	7	7	2.28	8	9	2.48	20	20	6.71	0	0	0
10	Nanded	6.4	0	0	0.00	1	1	0.16	2	2	0.31	3	3	0.47	0	0	0
11	Latur	4.81	0	0	0.00	2	2	0.42	3	3	0.62	3	3	0.62	0	0	0
12	Parbhani	2.47	0	0	0.00	3	3	1.21	2	2	0.81	2	2	0.81	0	0	0
13	Hingoli	1.83	0	0	0.00	1	1	0.55	1	1	0.55	5	5	2.73	0	0	0
*	Nanded Range	15.51	0	0	0.00	7	7	2.33	8	8	2.29	13	13	4.63	0	0	0
14	Kolhapur	5.05	2	2	0.40	3	3	0.59	0	0	0.00	7	7	1.39	0	0	0
15	Pune Rural	4.6	0	0	0.00	2	2	0.43	4	4	0.87	8	8	1.74	0	0	0
16	Sangli	3.53	0	0	0.00	0	0	0.00	0	0	0.00	4	4	1.13	0	0	0
17	Satara	3.23	0	0	0.00	0	0	0.00	0	0	0.00	9	9	2.79	0	0	0
18	Solapur Rural	5.12	0	0	0.00	2	2	0.39	3	5	0.59	14	14	2.73	0	0	0
*	Kolhapur Range	21.53	2	2	0.40	7	7	1.42	7	9	1.46	42	42	9.78	0	0	0
19	Bhandara	2	0	0	0.00	1	1	0.50	0	0	0.00	1	1	0.50	0	0	0
20	Chandrapur	3.48	0	0	0.00	0	0	0.00	0	0	0.00	5	5	1.44	0	0	0
21	Nagpur Rural	3.92	0	0	0.00	0	0	0.00	0	0	0.00	1	1	0.26	0	0	0
22	Wardha	1.89	0	0	0.00	1	1	0.53	0	0	0.00	3	3	1.59	0	0	0
*	Nagpur Range	11.29	0	0	0.00	2	2	1.03	0	0	0.00	10	10	3.78	0	0	0
23	Gadchiroli	1.21	0	0	0.00	1	1	0.83	0	0	0.00	1	1	0.83	0	0	0
24	Gondia	1.76	0	0	0.00	3	3	1.70	2	2	1.14	7	7	3.98	0	0	0
*	Gadchiroli Range	2.97	0	0	0.00	4	4	2.53	2	2	1.14	8	8	4.80	0	0	0
25	Ahmednagar	5.74	0	0	0.00	6	6	1.05	1	1	0.17	11	11	1.92	0	0	0
26	Dhule	1.28	0	0	0.00	0	0	0.00	2	2	1.56	3	3	2.34	0	0	0
27	Jalgaon	3.89	0	0	0.00	1	1	0.26	1	1	0.26	5	5	1.29	0	0	0
28	Nasik Rural	3.2	0	0	0.00	1	2	0.31	0	0	0.00	4	4	1.25	0	0	0
29	Nandurbar	0.48	0	0	0.00	0	0	0.00	0	0	0.00	0	0	0.00	0	0	0
*	Nasik Range	14.59	0	0	0.00	8	9	1.61	4	4	1.99	23	23	6.80	0	0	0
30	Raigad	1.28	1	1	0.78	0	0	0.00	0	0	0.00	3	3	2.34	0	0	0
31	Ratnagiri	0.67	0	0	0.00	0	0	0.00	0	0	0.00	1	1	1.49	1	1	1.49
32	Sindhudurg	0.56	0	0	0.00	0	0	0.00	0	0	0.00	0	0	0.00	0	0	0
33	Thane Rural	1.26	0	0	0.00	0	0	0.00	0	0	0.00	1	1	0.79	0	0	0
34	Palghar	0.87	0	0	0.00	0	0	0.00	1	1	1.15	2	2	2.30	0	0	0
*	Thane Range	4.64	1	1	0.78	0	0	0.00	1	1	1.15	7	7	6.93	1	1	1.49
35	Mumbai Railway	0	0	0	0.00	0	0	0.00	0	0	0.00	0	0	0.00	0	0	0
36	Pune Railway	0	0	0	0.00	0	0	0.00	0	0	0.00	0	0	0.00	0	0	0
37	Nagpur Railway	0	0	0	0.00	0	0	0.00	0	0	0.00	0	0	0.00	0	0	0
*	Railway Range	0	0	0	0.00	0	0	0.00	0	0	0.00	0	0	0.00	0	0	0
38	Nagpur Commr.	4.75	0	0	0.00	0	0	0.00	0	0	0.00	7	7	1.47	0	0	0
39	Pune Commr.	7.2	1	1	0.14	1	1	0.14	0	0	0.00	6	6	0.83	0	0	0
40	Thane Commr.	4.17	0	0	0.00	0	0	0.00	0	0	0.00	3	3	0.72	0	0	0
41	Mumbai Commr.	8.03	0	0	0.00	0	0	0.00	0	0	0.00	3	3	0.37	0	0	0
42	Nasik Commr.	2.35	0	0	0.00	0	0	0.00	0	0	0.00	0	0	0.00	0	0	0
43	Aurangabad Commr.	2.31	0	0	0.00	1	1	0.43	0	0	0.00	3	3	1.30	0	0	0
44	Solapur Commr.	1.38	0	0	0.00	0	0	0.00	0	0	0.00	1	1	0.72	0	0	0
45	Navi Mumbai	1.07	0	0	0.00	1	1	0.93	1	2	0.93	3	3	2.80	0	0	0
46	Amravati Commr.	1.12	0	0	0.00	0	0	0.00	2	2	1.79	1	1	0.89	0	0	0
*	Total Commrs.	32.38	1	1	0.14	3	3	1.51	3	4	2.72	27	27	9.12	0	0	0
*	Total		5	5		43	44		42	46		179	179		1	1	0

तक्ता क्र. ३२ (चालू)

सन २०१४ मध्ये महाराष्ट्र राज्यात अनुसूचित जाती संबंधित ज्यात अनुसूचित जातीचे सदस्य बळी आहेत असे दाखल झालेले गुन्हे व टक्केवारी

Table No. 32 (Continued)

INCIDENCES & PERCENTAGE OF CRIMES COMMITTED AGAINST SCHEDULED CASTES (IN WHICH MEMBER OF S.C.'S IS VICTIM) IN MAHARASHTRA DURING 2014

Sr. No.	UNIT	SC/ST(Prevention of Atrocities) Act																	
		Assault on SC women to outrage her Modesty (Section 354 IPC) (Total)			Sexual Harassment (Section 354A IPC)			Assault or use of criminal force to women with intent to Disrobe (Section 354B IPC)			Voyeurism (Section 354C IPC)			Stalking (Section 354D IPC)			Others		
		I	V	R	I	V	R	I	V	R	I	V	R	I	V	R	I	V	R
1	2	19	20	21	22	23	24	25	26	27	28	29	30	31	32	33	34	35	36
1	Akola	6	6	1.65	3	3	0.82	0	0	0.00	0	0	0.00	0	0	0.00	3	3	0.82
2	Amravati Rural	13	13	3.29	8	8	2.03	2	2	0.51	1	1	0.25	1	1	0.25	1	1	0.25
3	Buldhana	25	25	5.31	12	12	2.55	2	2	0.42	0	0	0.00	0	0	0.00	11	11	2.34
4	Yavatmal	24	24	7.29	14	14	4.26	9	9	2.74	1	1	0.30	0	0	0.00	0	0	0.00
5	Washim	22	22	9.61	22	22	9.61	0	0	0.00	0	0	0.00	0	0	0.00	0	0	0.00
*	Amravati Range	90	90	27.15	59	59	19.26	13	13	3.67	2	2	0.56	1	1	0.25	15	15	3.41
6	Aurangabad Rural	6	6	1.94	0	0	0.00	0	0	0.00	0	0	0.00	0	0	0.00	6	6	1.94
7	Jalna	11	11	4.04	8	8	2.94	0	0	0.00	0	0	0.00	0	0	0.00	3	3	1.10
8	Beed	18	18	5.13	14	14	3.99	0	0	0.00	0	0	0.00	1	1	0.28	3	3	0.85
9	Osmanabad	12	12	4.53	8	8	3.02	2	2	0.75	0	0	0.00	2	2	0.75	0	0	0.00
*	Aurangabad Range	47	47	15.64	30	30	9.95	2	2	0.75	0	0	0.00	3	3	1.04	12	12	3.90
10	Nanded	9	9	1.41	9	9	1.41	0	0	0.00	0	0	0.00	0	0	0.00	0	0	0.00
11	Latur	12	12	2.49	0	0	0.00	0	0	0.00	0	0	0.00	0	0	0.00	12	12	2.49
12	Parbhani	12	12	4.86	7	7	2.83	1	1	0.40	0	0	0.00	0	0	0.00	4	4	1.62
13	Hingoli	9	9	4.92	8	8	4.37	0	0	0.00	0	0	0.00	0	0	0.00	1	1	0.55
*	Nanded Range	42	42	13.68	24	24	8.61	1	1	0.40	0	0	0.00	0	0	0.00	17	17	4.66
14	Kolhapur	8	8	1.58	0	0	0.00	0	0	0.00	0	0	0.00	0	0	0.00	8	8	1.58
15	Pune Rural	18	18	3.91	9	9	1.96	0	0	0.00	0	0	0.00	1	1	0.22	8	8	1.74
16	Sangli	2	2	0.57	0	0	0.00	0	0	0.00	0	0	0.00	0	0	0.00	2	2	0.57
17	Satara	11	11	3.41	5	5	1.55	1	1	0.31	0	0	0.00	0	0	0.00	5	5	1.55
18	Solapur Rural	13	13	2.54	4	4	0.78	2	2	0.39	0	0	0.00	0	0	0.00	7	7	1.37
*	Kolhapur Range	52	52	12.01	18	18	4.29	3	3	0.70	0	0	0.00	1	1	0.22	30	30	6.81
19	Bhandara	6	6	3.00	5	5	2.50	0	0	0.00	0	0	0.00	0	0	0.00	1	1	0.50
20	Chandrapur	10	10	2.87	0	0	0.00	0	0	0.00	0	0	0.00	0	0	0.00	10	10	2.87
21	Nagpur Rural	9	9	2.30	6	6	1.53	0	0	0.00	0	0	0.00	1	1	0.26	2	2	0.51
22	Wardha	7	7	3.70	0	0	0.00	0	0	0.00	0	0	0.00	0	0	0.00	7	7	3.70
*	Nagpur Range	32	32	11.87	11	11	4.03	0	0	0.00	0	0	0.00	1	1	0.26	20	20	7.59
23	Gadchiroli	2	2	1.65	2	2	1.65	0	0	0.00	0	0	0.00	0	0	0.00	0	0	0.00
24	Gondia	10	10	5.68	10	10	5.68	0	0	0.00	0	0	0.00	0	0	0.00	0	0	0.00
*	Gadchiroli Range	12	12	7.33	12	12	7.33	0	0	0.00	0	0	0.00	0	0	0.00	0	0	0.00
25	Ahmednagar	24	24	4.18	4	4	0.70	1	1	0.17	0	0	0.00	0	0	0.00	19	19	3.31
26	Dhule	3	3	2.34	0	0	0.00	0	0	0.00	0	0	0.00	0	0	0.00	3	3	2.34
27	Jalgaon	9	9	2.31	3	3	0.77	0	0	0.00	2	2	0.51	0	0	0.00	4	4	1.03
28	Nasik Rural	3	3	0.94	3	3	0.94	0	0	0.00	0	0	0.00	0	0	0.00	0	0	0.00
29	Nandurbar	0	0	0.00	0	0	0.00	0	0	0.00	0	0	0.00	0	0	0.00	0	0	0.00
*	Nasik Range	39	39	9.78	10	10	2.41	1	1	0.17	2	2	0.51	0	0	0.00	26	26	6.68
30	Raigad	6	6	4.69	3	3	2.34	0	0	0.00	0	0	0.00	0	0	0.00	3	3	2.34
31	Ratnagiri	1	1	1.49	0	0	0.00	0	0	0.00	0	0	0.00	1	1	1.49	0	0	0.00
32	Sindhudurg	0	0	0.00	0	0	0.00	0	0	0.00	0	0	0.00	0	0	0.00	0	0	0.00
33	Thane Rural	1	1	0.79	0	0	0.00	0	0	0.00	0	0	0.00	0	0	0.00	1	1	0.79
34	Palghar	0	0	0.00	0	0	0.00	0	0	0.00	0	0	0.00	0	0	0.00	0	0	0.00
*	Thane Range	8	8	6.97	3	3	2.34	0	0	0.00	0	0	0.00	1	1	1.49	4	4	3.14
35	Mumbai Railway	0	0	0.00	0	0	0.00	0	0	0.00	0	0	0.00	0	0	0.00	0	0	0.00
36	Pune Railway	0	0	0.00	0	0	0.00	0	0	0.00	0	0	0.00	0	0	0.00	0	0	0.00
37	Nagpur Railway	0	0	0.00	0	0	0.00	0	0	0.00	0	0	0.00	0	0	0.00	0	0	0.00
*	Railway Range	0	0	0.00	0	0	0.00	0	0	0.00	0	0	0.00	0	0	0.00	0	0	0.00
38	Nagpur Commr.	4	4	0.84	4	4	0.84	0	0	0.00	0	0	0.00	0	0	0.00	0	0	0.00
39	Pune Commr.	16	17	2.22	8	8	1.11	0	0	0.00	1	1	0.14	0	0	0.00	7	8	0.97
40	Thane Commr.	1	1	0.24	0	0	0.00	0	0	0.00	0	0	0.00	0	0	0.00	1	1	0.24
41	Mumbai Commr.	2	2	0.25	0	0	0.00	0	0	0.00	0	0	0.00	0	0	0.00	2	2	0.25
42	Nasik Commr.	0	0	0.00	0	0	0.00	0	0	0.00	0	0	0.00	0	0	0.00	0	0	0.00
43	Aurangabad Commr.	2	2	0.87	1	1	0.43	0	0	0.00	0	0	0.00	1	1	0.43	0	0	0.00
44	Solapur Commr.	0	0	0.00	0	0	0.00	0	0	0.00	0	0	0.00	0	0	0.00	0	0	0.00
45	Navi Mumbai	3	3	2.80	0	0	0.00	1	1	0.93	0	0	0.00	0	0	0.00	2	2	1.87
46	Amravati Commr.	2	2	1.79	0	0	0.00	0	0	0.00	0	0	0.00	0	0	0.00	2	2	1.79
*	Total Commrs.	30	31	9.01	13	13	2.39	1	1	0.93	1	1	0.14	1	1	0.43	14	15	5.12
*	Total	352	353		180	180		21	21		5	5		8	8		138	139	

तक्ता क्र. ३२ (चालू)

सन २०१४ मध्ये महाराष्ट्र राज्यात अनुसूचित जाती संबंधित ज्यात अनुसूचित जातीचे सदस्य बळी आहेत असे दाखल झालेले गुन्हे व टक्केवारी

Table No. 32 (Continued)

INCIDENCES & PERCENTAGE OF CRIMES COMMITTED AGAINST SCHEDULED CASTES (IN WHICH MEMBER OF S.C.'s IS VICTIM) IN MAHARASHTRA DURING 2014

Sr. No.	UNIT	SC/ST(Prevention of Atrocities) Act														
		Insult to Modesty of SC Women(Sec 509 IPC)			Kidnapping & Abduction (Section 363,364,364A, 366 IPC) Total			K & A (Section 363 IPC)			K & A (Section 364 IPC)			K & A for Ransom (Section 364A IPC)		
		I	V	R	I	V	R	I	V	R	I	V	R	I	V	R
1	2	37	38	39	40	41	42	43	44	45	46	47	48	49	50	51
1	Akola	0	0	0.00	0	0	0.00	0	0	0.00	0	0	0.00	0	0	0.00
2	Amravati Rural	0	0	0.00	0	0	0.00	0	0	0.00	0	0	0.00	0	0	0.00
3	Buldhana	0	0	0.00	0	0	0.00	0	0	0.00	0	0	0.00	0	0	0.00
4	Yavatmal	0	0	0.00	1	1	0.30	1	1	0.30	0	0	0.00	0	0	0.00
5	Washim	0	0	0.00	0	0	0.00	0	0	0.00	0	0	0.00	0	0	0.00
*	Amravati Range	0	0	0.00	1	1	0.30	1	1	0.30	0	0	0.00	0	0	0.00
6	Aurangabad Rural	1	1	0.32	1	1	0.32	1	1	0.32	0	0	0.00	0	0	0.00
7	Jalna	0	0	0.00	4	4	1.47	2	2	0.74	0	0	0.00	0	0	0.00
8	Beed	0	0	0.00	5	5	1.42	1	1	0.28	0	0	0.00	0	0	0.00
9	Osmanabad	1	1	0.38	1	1	0.38	0	0	0.00	0	0	0.00	0	0	0.00
*	Aurangabad Range	2	2	0.70	11	11	3.60	4	4	1.34	0	0	0.00	0	0	0.00
10	Nanded	0	0	0.00	2	2	0.31	0	0	0.00	0	0	0.00	0	0	0.00
11	Latur	0	0	0.00	3	3	0.62	0	0	0.00	0	0	0.00	0	0	0.00
12	Parbhani	0	0	0.00	5	5	2.02	0	0	0.00	0	0	0.00	0	0	0.00
13	Hingoli	0	0	0.00	2	2	1.09	0	0	0.00	0	0	0.00	0	0	0.00
*	Nanded Range	0	0	0.00	12	12	4.05	0	0	0.00	0	0	0.00	0	0	0.00
14	Kolhapur	0	0	0.00	0	0	0.00	0	0	0.00	0	0	0.00	0	0	0.00
15	Pune Rural	0	0	0.00	2	2	0.43	2	2	0.43	0	0	0.00	0	0	0.00
16	Sangli	0	0	0.00	2	2	0.57	2	2	0.57	0	0	0.00	0	0	0.00
17	Satara	0	0	0.00	2	2	0.62	0	0	0.00	0	0	0.00	0	0	0.00
18	Solapur Rural	0	0	0.00	1	1	0.20	0	0	0.00	0	0	0.00	0	0	0.00
*	Kolhapur Range	0	0	0.00	7	7	1.82	4	4	1.00	0	0	0.00	0	0	0.00
19	Bhandara	0	0	0.00	0	0	0.00	0	0	0.00	0	0	0.00	0	0	0.00
20	Chandrapur	0	0	0.00	0	0	0.00	0	0	0.00	0	0	0.00	0	0	0.00
21	Nagpur Rural	0	0	0.00	0	0	0.00	0	0	0.00	0	0	0.00	0	0	0.00
22	Wardha	1	1	0.53	1	1	0.53	0	0	0.00	0	0	0.00	0	0	0.00
*	Nagpur Range	1	1	0.53	1	1	0.53	0	0	0.00	0	0	0.00	0	0	0.00
23	Gadchiroli	0	0	0.00	0	0	0.00	0	0	0.00	0	0	0.00	0	0	0.00
24	Gondia	0	0	0.00	0	0	0.00	0	0	0.00	0	0	0.00	0	0	0.00
*	Gadchiroli Range	0	0	0.00	0	0	0.00	0	0	0.00	0	0	0.00	0	0	0.00
25	Ahmednagar	0	0	0.00	1	1	0.17	1	1	0.17	0	0	0.00	0	0	0.00
26	Dhule	0	0	0.00	0	0	0.00	0	0	0.00	0	0	0.00	0	0	0.00
27	Jalgaon	0	0	0.00	1	1	0.26	0	0	0.00	0	0	0.00	0	0	0.00
28	Nasik Rural	0	0	0.00	1	1	0.31	0	0	0.00	0	0	0.00	0	0	0.00
29	Nandurbar	0	0	0.00	0	0	0.00	0	0	0.00	0	0	0.00	0	0	0.00
*	Nasik Range	0	0	0.00	3	3	0.74	1	1	0.17	0	0	0.00	0	0	0.00
30	Raigad	0	0	0.00	0	0	0.00	0	0	0.00	0	0	0.00	0	0	0.00
31	Ratnagiri	0	0	0.00	0	0	0.00	0	0	0.00	0	0	0.00	0	0	0.00
32	Sindhudurg	0	0	0.00	0	0	0.00	0	0	0.00	0	0	0.00	0	0	0.00
33	Thane Rural	0	0	0.00	0	0	0.00	0	0	0.00	0	0	0.00	0	0	0.00
34	Palghar	0	0	0.00	0	0	0.00	0	0	0.00	0	0	0.00	0	0	0.00
*	Thane Range	0	0	0.00	0	0	0.00	0	0	0.00	0	0	0.00	0	0	0.00
35	Mumbai Railway	0	0	0.00	0	0	0.00	0	0	0.00	0	0	0.00	0	0	0.00
36	Pune Railway	0	0	0.00	0	0	0.00	0	0	0.00	0	0	0.00	0	0	0.00
37	Nagpur Railway	0	0	0.00	0	0	0.00	0	0	0.00	0	0	0.00	0	0	0.00
*	Railway Range	0	0	0.00	0	0	0.00	0	0	0.00	0	0	0.00	0	0	0.00
38	Nagpur Commr.	0	0	0.00	0	0	0.00	0	0	0.00	0	0	0.00	0	0	0.00
39	Pune Commr.	1	1	0.14	1	1	0.14	1	1	0.14	0	0	0.00	0	0	0.00
40	Thane Commr.	0	0	0.00	0	0	0.00	0	0	0.00	0	0	0.00	0	0	0.00
41	Mumbai Commr.	2	2	0.25	0	0	0.00	0	0	0.00	0	0	0.00	0	0	0.00
42	Nasik Commr.	0	0	0.00	0	0	0.00	0	0	0.00	0	0	0.00	0	0	0.00
43	Aurangabad Commr.	0	0	0.00	1	1	0.43	1	1	0.43	0	0	0.00	0	0	0.00
44	Solapur Commr.	0	0	0.00	0	0	0.00	0	0	0.00	0	0	0.00	0	0	0.00
45	Navi Mumbai	0	0	0.00	0	0	0.00	0	0	0.00	0	0	0.00	0	0	0.00
46	Amravati Commr.	0	0	0.00	0	0	0.00	0	0	0.00	0	0	0.00	0	0	0.00
*	Total Commrs.	3	3	0.39	2	2	0.57	2	2	0.57	0	0	0.00	0	0	0.00
*	Total	6	6		37	37		12	12		0	0	0.00	0	0	0.00

तक्ता क्र. ३२ (चालू)

सन २०१४ मध्ये महाराष्ट्र राज्यात अनुसूचित जाती संबंधित ज्यात अनुसूचित जातीचे सदस्य बळी आहेत असे दाखल झालेले गुन्हे व टक्केवारी

Table No. 32 (Continued)

INCIDENCES & PERCENTAGE OF CRIMES COMMITTED AGAINST SCHEDULED CASTES (IN WHICH MEMBER OF S.C.'s IS VICTIM) IN MAHARASHTRA DURING 2014

Sr. No.	UNIT	SC/ST(Prevention of Atrocities) Act														
		K & A of SC women to compel her for marriage (Sec 366IPC)			Others			Dacoity (Section 395,396 & 398 IPC)			Dacoity with Murder (Section 396 IPC)			Others		
		I	V	R	I	V	R	I	V	R	I	V	R	I	V	R
1	2	52	53	54	55	56	57	58	59	60	61	62	63	64	65	66
1	Akola	0	0	0.00	0	0	0.00	0	0	0.00	0	0	0.00	0	0	0.00
2	Amravati Rural	0	0	0.00	0	0	0.00	0	0	0.00	0	0	0.00	0	0	0.00
3	Buldhana	0	0	0.00	0	0	0.00	1	1	0.21	0	0	0.00	1	1	0.21
4	Yavatmal	0	0	0.00	0	0	0.00	0	0	0.00	0	0	0.00	0	0	0.00
5	Washim	0	0	0.00	0	0	0.00	1	1	0.44	0	0	0.00	1	1	0.44
*	Amravati Range	0	0	0.00	0	0	0.00	2	2	0.65	0	0	0.00	2	2	0.65
6	Aurangabad Rural	0	0	0.00	0	0	0.00	0	0	0.00	0	0	0.00	0	0	0.00
7	Jalna	2	2	0.74	0	0	0.00	0	0	0.00	0	0	0.00	0	0	0.00
8	Beed	2	2	0.57	2	2	0.57	1	1	0.28	0	0	0.00	1	1	0.28
9	Osmanabad	1	1	0.38	0	0	0.00	1	1	0.38	0	0	0.00	1	1	0.38
*	Aurangabad Range	5	5	1.68	2	2	0.57	2	2	0.66	0	0	0.00	2	2	0.66
10	Nanded	1	1	0.16	1	1	0.16	2	2	0.31	0	0	0.00	2	2	0.31
11	Latur	3	3	0.62	0	0	0.00	1	1	0.21	0	0	0.00	1	1	0.21
12	Parbhani	0	0	0.00	5	5	2.02	0	0	0.00	0	0	0.00	0	0	0.00
13	Hingoli	2	2	1.09	0	0	0.00	0	0	0.00	0	0	0.00	0	0	0.00
*	Nanded Range	6	6	1.87	6	6	2.18	3	3	0.52	0	0	0.00	3	3	0.52
14	Kolhapur	0	0	0.00	0	0	0.00	1	1	0.20	0	0	0.00	1	1	0.20
15	Pune Rural	0	0	0.00	0	0	0.00	0	0	0.00	0	0	0.00	0	0	0.00
16	Sangli	0	0	0.00	0	0	0.00	0	0	0.00	0	0	0.00	0	0	0.00
17	Satara	1	1	0.31	1	1	0.31	2	6	0.62	0	0	0.00	2	6	0.62
18	Solapur Rural	1	1	0.20	0	0	0.00	2	4	0.39	0	0	0.00	2	4	0.39
*	Kolhapur Range	2	2	0.50	1	1	0.31	5	11	1.21	0	0	0.00	5	11	1.21
19	Bhandara	0	0	0.00	0	0	0.00	0	0	0.00	0	0	0.00	0	0	0.00
20	Chandrapur	0	0	0.00	0	0	0.00	1	1	0.29	0	0	0.00	1	1	0.29
21	Nagpur Rural	0	0	0.00	0	0	0.00	0	0	0.00	0	0	0.00	0	0	0.00
22	Wardha	1	1	0.53	0	0	0.00	0	0	0.00	0	0	0.00	0	0	0.00
*	Nagpur Range	1	1	0.53	0	0	0.00	1	1	0.29	0	0	0.00	1	1	0.29
23	Gadchiroli	0	0	0.00	0	0	0.00	0	0	0.00	0	0	0.00	0	0	0.00
24	Gondia	0	0	0.00	0	0	0.00	0	0	0.00	0	0	0.00	0	0	0.00
*	Gadchiroli Range	0	0	0.00	0	0	0.00	0	0	0.00	0	0	0.00	0	0	0.00
25	Ahmednagar	0	0	0.00	0	0	0.00	0	0	0.00	0	0	0.00	0	0	0.00
26	Dhule	0	0	0.00	0	0	0.00	0	0	0.00	0	0	0.00	0	0	0.00
27	Jalgaon	1	1	0.26	0	0	0.00	2	3	0.51	0	0	0.00	2	3	0.51
28	Nasik Rural	1	1	0.31	0	0	0.00	2	2	0.63	0	0	0.00	2	2	0.63
29	Nandurbar	0	0	0.00	0	0	0.00	0	0	0.00	0	0	0.00	0	0	0.00
*	Nasik Range	2	2	0.57	0	0	0.00	4	5	1.14	0	0	0.00	4	5	1.14
30	Raigad	0	0	0.00	0	0	0.00	0	0	0.00	0	0	0.00	0	0	0.00
31	Ratnagiri	0	0	0.00	0	0	0.00	1	1	1.49	0	0	0.00	1	1	1.49
32	Sindhudurg	0	0	0.00	0	0	0.00	0	0	0.00	0	0	0.00	0	0	0.00
33	Thane Rural	0	0	0.00	0	0	0.00	0	0	0.00	0	0	0.00	0	0	0.00
34	Palghar	0	0	0.00	0	0	0.00	0	0	0.00	0	0	0.00	0	0	0.00
*	Thane Range	0	0	0.00	0	0	0.00	1	1	1.49	0	0	0.00	1	1	1.49
35	Mumbai Railway	0	0	0.00	0	0	0.00	0	0	0.00	0	0	0.00	0	0	0.00
36	Pune Railway	0	0	0.00	0	0	0.00	0	0	0.00	0	0	0.00	0	0	0.00
37	Nagpur Railway	0	0	0.00	0	0	0.00	0	0	0.00	0	0	0.00	0	0	0.00
*	Railway Range	0	0	0.00	0	0	0.00	0	0	0.00	0	0	0.00	0	0	0.00
38	Nagpur Commr.	0	0	0.00	0	0	0.00	1	1	0.21	0	0	0.00	1	1	0.21
39	Pune Commr.	0	0	0.00	0	0	0.00	0	0	0.00	0	0	0.00	0	0	0.00
40	Thane Commr.	0	0	0.00	0	0	0.00	0	0	0.00	0	0	0.00	0	0	0.00
41	Mumbai Commr.	0	0	0.00	0	0	0.00	0	0	0.00	0	0	0.00	0	0	0.00
42	Nasik Commr.	0	0	0.00	0	0	0.00	0	0	0.00	0	0	0.00	0	0	0.00
43	Aurangabad Commr.	0	0	0.00	0	0	0.00	0	0	0.00	0	0	0.00	0	0	0.00
44	Solapur Commr.	0	0	0.00	0	0	0.00	1	1	0.72	0	0	0.00	1	1	0.72
45	Navi Mumbai	0	0	0.00	0	0	0.00	0	0	0.00	0	0	0.00	0	0	0.00
46	Amravati Commr.	0	0	0.00	0	0	0.00	0	0	0.00	0	0	0.00	0	0	0.00
*	Total Commrs.	0	0	0.00	0	0	0.00	2	2	0.94	0	0	0.00	2	2	0.94
*	Total	16	16	0.00	9	9	0.00	20	27	0.00	0	0	0.00	20	27	0.00

तक्ता क्र. ३२ (चालू)

सन २०१४ मध्ये महाराष्ट्र राज्यात अनुसूचित जाती संबंधित ज्यात अनुसूचित जातीचे सदस्य बळी आहेत असे दाखल झालेले गुन्हे व टक्केवारी

Table No. 32 (Continued)

INCIDENCES & PERCENTAGE OF CRIMES COMMITTED AGAINST SCHEDULED CASTES (IN WHICH MEMBER OF S.C.'S IS VICTIM) IN MAHARASHTRA DURING 2014

Sr. No.	UNIT	SC/ST(Prevention of Atrocities) Act														
		Robbery (Section 392 to 394, 397 & 398 IPC)			Arson (Section 435, 436, 438 IPC)			Grievous Hurt (325,326,326A & 326 B IPC)			Grievous Hurt (Section 325 & 326 IPC)			Acid attack (Section 326A IPC)		
		I	V	R	I	V	R	I	V	R	I	V	R	I	V	R
1	2	67	68	69	70	71	72	73	74	75	76	77	78	79	80	81
1	Akola	0	0	0.00	1	1	0.27	0	0	0.00	0	0	0.00	0	0	0.00
2	Amravati Rural	0	0	0.00	0	0	0.00	0	0	0.00	0	0	0.00	0	0	0.00
3	Buldhana	0	0	0.00	1	1	0.21	0	0	0.00	0	0	0.00	0	0	0.00
4	Yavatmal	1	1	0.30	0	0	0.00	0	0	0.00	0	0	0.00	0	0	0.00
5	Washim	2	2	0.87	0	0	0.00	0	0	0.00	0	0	0.00	0	0	0.00
*	Amravati Range	3	3	1.18	2	2	0.49	0	0	0.00	0	0	0.00	0	0	0.00
6	Aurangabad Rural	0	0	0.00	1	1	0.32	5	5	1.62	5	5	1.62	0	0	0.00
7	Jalna	1	1	0.37	0	0	0.00	1	1	0.37	1	1	0.37	0	0	0.00
8	Beed	3	3	0.85	0	0	0.00	1	1	0.28	1	1	0.28	0	0	0.00
9	Osmanabad	0	0	0.00	0	0	0.00	0	0	0.00	0	0	0.00	0	0	0.00
*	Aurangabad Range	4	4	1.22	1	1	0.32	7	7	2.27	7	7	2.27	0	0	0.00
10	Nanded	0	0	0.00	1	1	0.16	0	0	0.00	0	0	0.00	0	0	0.00
11	Latur	1	1	0.21	1	1	0.21	0	0	0.00	0	0	0.00	0	0	0.00
12	Parbhani	0	0	0.00	0	0	0.00	4	4	1.62	4	4	1.62	0	0	0.00
13	Hingoli	0	0	0.00	0	0	0.00	0	0	0.00	0	0	0.00	0	0	0.00
*	Nanded Range	1	1	0.21	2	2	0.36	4	4	1.62	4	4	1.62	0	0	0.00
14	Kolhapur	1	1	0.20	0	0	0.00	4	4	0.79	4	4	0.79	0	0	0.00
15	Pune Rural	0	0	0.00	1	1	0.22	2	2	0.43	2	2	0.43	0	0	0.00
16	Sangli	0	0	0.00	0	0	0.00	0	0	0.00	0	0	0.00	0	0	0.00
17	Satara	1	1	0.31	0	0	0.00	1	3	0.31	1	3	0.31	0	0	0.00
18	Solapur Rural	1	1	0.20	0	0	0.00	3	3	0.59	3	3	0.59	0	0	0.00
*	Kolhapur Range	3	3	0.70	1	1	0.22	10	12	2.12	10	12	2.12	0	0	0.00
19	Bhandara	0	0	0.00	0	0	0.00	0	0	0.00	0	0	0.00	0	0	0.00
20	Chandrapur	0	0	0.00	0	0	0.00	0	0	0.00	0	0	0.00	0	0	0.00
21	Nagpur Rural	0	0	0.00	0	0	0.00	0	0	0.00	0	0	0.00	0	0	0.00
22	Wardha	0	0	0.00	0	0	0.00	1	1	0.53	1	1	0.53	0	0	0.00
*	Nagpur Range	0	0	0.00	0	0	0.00	1	1	0.53	1	1	0.53	0	0	0.00
23	Gadchiroli	0	0	0.00	0	0	0.00	0	0	0.00	0	0	0.00	0	0	0.00
24	Gondia	0	0	0.00	0	0	0.00	0	0	0.00	0	0	0.00	0	0	0.00
*	Gadchiroli Range	0	0	0.00	0	0	0.00	0	0	0.00	0	0	0.00	0	0	0.00
25	Ahmednagar	1	1	0.17	4	6	0.70	1	2	0.17	1	2	0.17	0	0	0.00
26	Dhule	0	0	0.00	1	1	0.78	0	0	0.00	0	0	0.00	0	0	0.00
27	Jalgaon	3	3	0.77	0	0	0.00	0	0	0.00	0	0	0.00	0	0	0.00
28	Nasik Rural	0	0	0.00	0	0	0.00	0	0	0.00	0	0	0.00	0	0	0.00
29	Nandurbar	0	0	0.00	0	0	0.00	0	0	0.00	0	0	0.00	0	0	0.00
*	Nasik Range	4	4	0.95	5	7	1.48	1	2	0.17	1	2	0.17	0	0	0.00
30	Raigad	0	0	0.00	0	0	0.00	1	1	0.78	1	1	0.78	0	0	0.00
31	Ratnagiri	0	0	0.00	0	0	0.00	0	0	0.00	0	0	0.00	0	0	0.00
32	Sindhudurg	0	0	0.00	0	0	0.00	0	0	0.00	0	0	0.00	0	0	0.00
33	Thane Rural	1	1	0.79	0	0	0.00	0	0	0.00	0	0	0.00	0	0	0.00
34	Palghar	0	0	0.00	0	0	0.00	0	0	0.00	0	0	0.00	0	0	0.00
*	Thane Range	1	1	0.79	0	0	0.00	1	1	0.78	1	1	0.78	0	0	0.00
35	Mumbai Railway	0	0	0.00	0	0	0.00	0	0	0.00	0	0	0.00	0	0	0.00
36	Pune Railway	0	0	0.00	0	0	0.00	0	0	0.00	0	0	0.00	0	0	0.00
37	Nagpur Railway	0	0	0.00	0	0	0.00	0	0	0.00	0	0	0.00	0	0	0.00
*	Railway Range	0	0	0.00	0	0	0.00	0	0	0.00	0	0	0.00	0	0	0.00
38	Nagpur Commr.	0	0	0.00	0	0	0.00	0	0	0.00	0	0	0.00	0	0	0.00
39	Pune Commr.	0	0	0.00	0	0	0.00	0	0	0.00	0	0	0.00	0	0	0.00
40	Thane Commr.	1	1	0.24	0	0	0.00	0	0	0.00	0	0	0.00	0	0	0.00
41	Mumbai Commr.	0	0	0.00	0	0	0.00	2	2	0.25	2	2	0.25	0	0	0.00
42	Nasik Commr.	0	0	0.00	0	0	0.00	0	0	0.00	0	0	0.00	0	0	0.00
43	Aurangabad Commr.	1	1	0.43	0	0	0.00	0	0	0.00	0	0	0.00	0	0	0.00
44	Solapur Commr.	0	0	0.00	0	0	0.00	0	0	0.00	0	0	0.00	0	0	0.00
45	Navi Mumbai	0	0	0.00	0	0	0.00	0	0	0.00	0	0	0.00	0	0	0.00
46	Amravati Commr.	0	0	0.00	0	0	0.00	0	0	0.00	0	0	0.00	0	0	0.00
*	Total Commrs.	2	2	0.67	0	0	0.00	2	2	0.25	2	2	0.25	0	0	0.00
*	Total	18	18		11	13	2.87	26	29	7.75	26	29	7.75	0	0	0.00

तक्ता क्र. ३२ (चालू)

सन २०१४ मध्ये महाराष्ट्र राज्यात अनुसूचित जाती संबंधित ज्यात अनुसूचित जातीचे सदस्य बळी आहेत असे दाखल झालेले गुन्हे व टक्केवारी

Table No. 32 (Continued)

INCIDENCES & PERCENTAGE OF CRIMES COMMITTED AGAINST SCHEDULED CASTES (IN WHICH MEMBER OF S.C.'S IS VICTIM) IN MAHARASHTRA DURING 2014

Sr. No.	UNIT	SC/ST(Prevention of Atrocities) Act														
		Attempt to Acid Attack(Sec 326B IPC)			Riots (Sections 147, 148, 149, 150 & 151 IPC)			Other IPC crimes			SC / ST (Prevention of Atrocities) Act only			Total of SC/ST (Prevention of Atrocities) Act (Sum of previous columns excluding sub heads)		
		I	V	R	I	V	R	I	V	R	I	V	R	I	V	R
1	2	82	83	84	85	86	87	88	89	90	91	92	93	94	95	96
1	Akola	0	0	0.00	4	7	1.10	1	1	0.27	7	7	1.92	30	33	8.24
2	Amravati Rural	0	0	0.00	4	4	1.01	8	8	2.03	12	12	3.04	42	42	10.63
3	Buldhana	0	0	0.00	11	11	2.34	12	12	2.55	15	15	3.18	72	72	15.29
4	Yavatmal	0	0	0.00	4	8	1.22	48	48	14.59	13	13	3.95	101	105	30.70
5	Washim	0	0	0.00	6	6	2.62	11	11	4.80	11	11	4.80	63	63	27.51
*	Amravati Range	0	0	0.00	29	36	8.28	80	80	24.24	58	58	16.90	308	315	92.37
6	Aurangabad Rural	0	0	0.00	7	7	2.27	2	2	0.65	3	3	0.97	29	29	9.39
7	Jalna	0	0	0.00	8	8	2.94	25	25	9.19	0	0	0.00	59	59	21.69
8	Beed	0	0	0.00	21	26	5.98	34	34	9.69	3	3	0.85	102	108	29.06
9	Osmanabad	0	0	0.00	10	10	3.77	6	6	2.26	6	6	2.26	44	44	16.60
*	Aurangabad Range	0	0	0.00	46	51	14.96	67	67	21.79	12	12	4.09	234	240	76.74
10	Nanded	0	0	0.00	8	9	1.25	5	5	0.78	12	12	1.88	45	46	7.03
11	Latur	0	0	0.00	14	14	2.91	20	20	4.16	17	17	3.53	77	77	16.01
12	Parbhani	0	0	0.00	11	11	4.45	25	25	10.12	26	26	10.53	90	90	36.44
13	Hingoli	0	0	0.00	7	7	3.83	19	19	10.38	0	0	0.00	44	44	24.04
*	Nanded Range	0	0	0.00	40	41	12.44	69	69	25.44	55	55	15.94	256	257	83.52
14	Kolhapur	0	0	0.00	0	0	0.00	15	19	2.97	19	19	3.76	58	62	11.49
15	Pune Rural	0	0	0.00	20	24	4.35	16	19	3.48	17	17	3.70	90	97	19.57
16	Sangli	0	0	0.00	2	2	0.57	9	9	2.55	7	7	1.98	26	26	7.37
17	Satara	0	0	0.00	21	50	6.50	7	7	2.17	25	25	7.74	79	114	24.46
18	Solapur Rural	0	0	0.00	12	24	2.34	40	125	7.81	19	19	3.71	110	211	21.48
*	Kolhapur Range	0	0	0.00	55	100	13.76	87	179	18.98	87	87	20.89	363	510	84.36
19	Bhandara	0	0	0.00	0	0	0.00	3	3	1.50	2	2	1.00	13	13	6.50
20	Chandrapur	0	0	0.00	1	1	0.29	15	15	4.31	0	0	0.00	32	32	9.20
21	Nagpur Rural	0	0	0.00	2	2	0.51	8	8	2.04	1	1	0.26	21	21	5.36
22	Wardha	0	0	0.00	0	0	0.00	3	3	1.59	2	2	1.06	19	19	10.05
*	Nagpur Range	0	0	0.00	3	3	0.80	29	29	9.44	5	5	2.31	85	85	31.11
23	Gadchiroli	0	0	0.00	0	0	0.00	0	0	0.00	1	1	0.83	5	5	4.13
24	Gondia	0	0	0.00	2	2	1.14	8	8	4.55	3	3	1.70	35	35	19.89
*	Gadchiroli Range	0	0	0.00	2	2	1.14	8	8	4.55	4	4	2.53	40	40	24.02
25	Ahmednagar	0	0	0.00	11	12	1.92	32	36	5.57	1	1	0.17	93	101	16.20
26	Dhule	0	0	0.00	5	5	3.91	2	2	1.56	3	3	2.34	19	19	14.84
27	Jalgaon	0	0	0.00	7	7	1.80	7	7	1.80	9	9	2.31	45	46	11.57
28	Nasik Rural	0	0	0.00	2	2	0.63	6	6	1.88	5	5	1.56	24	25	7.50
29	Nandurbar	0	0	0.00	2	2	4.17	0	0	0.00	5	5	10.42	7	7	14.58
*	Nasik Range	0	0	0.00	27	28	12.41	47	51	10.81	23	23	16.81	188	198	64.70
30	Raigad	0	0	0.00	1	1	0.78	5	5	3.91	3	3	2.34	19	19	14.84
31	Ratnagiri	0	0	0.00	0	0	0.00	3	3	4.48	5	5	7.46	12	12	17.91
32	Sindhudurg	0	0	0.00	0	0	0.00	2	2	3.57	3	3	5.36	5	5	8.93
33	Thane Rural	0	0	0.00	2	7	1.59	4	4	3.17	1	1	0.79	10	15	7.94
34	Palghar	0	0	0.00	2	5	2.30	6	6	6.90	3	3	3.45	14	17	16.09
*	Thane Range	0	0	0.00	5	13	4.67	20	20	22.03	15	15	19.41	60	68	65.71
35	Mumbai Railway	0	0	0.00	0	0	0.00	1	1	0.00	1	1	0.00	2	2	0.00
36	Pune Railway	0	0	0.00	0	0	0.00	0	0	0.00	0	0	0.00	0	0	0.00
37	Nagpur Railway	0	0	0.00	0	0	0.00	0	0	0.00	1	1	0.00	1	1	0.00
*	Railway Range	0	0	0.00	0	0	0.00	1	1	0.00	2	2	0.00	3	3	0.00
38	Nagpur Commr.	0	0	0.00	0	0	0.00	9	16	1.89	5	5	1.05	33	33	6.95
39	Pune Commr.	0	0	0.00	4	6	0.56	9	10	1.25	16	17	2.22	54	59	7.50
40	Thane Commr.	0	0	0.00	2	2	0.48	1	17	0.24	5	5	1.20	29	29	6.95
41	Mumbai Commr.	0	0	0.00	3	3	0.37	2	13	0.25	12	12	1.49	35	37	4.36
42	Nasik Commr.	0	0	0.00	1	1	0.43	2	2	0.85	1	1	0.43	4	4	1.70
43	Aurangabad Commr.	0	0	0.00	1	1	0.43	4	3	1.73	3	3	1.30	15	15	6.49
44	Solapur Commr.	0	0	0.00	1	1	0.72	0	1	0.00	6	6	4.35	10	10	7.25
45	Navi Mumbai	0	0	0.00	3	3	2.80	4	4	3.74	15	16	14.02	30	32	28.04
46	Amravati Commr.	0	0	0.00	2	2	1.79	3	4	2.68	5	5	4.46	16	16	14.29
*	Total Commrs.	0	0	0.00	17	19	7.58	34	70	12.63	68	70	30.52	226	235	83.53
*	Total	0	0	0.00	224	293	76.04	442	574	149.91	329	331	129.40	1763	1951	606.05

तक्ता क्र. ३२ (पूर्ण)

सन २०१४ मध्ये महाराष्ट्र राज्यात अनुसूचित जाती संबंधित ज्यात अनुसूचित जातीचे सदस्य बळी आहेत असे दाखल झालेले गुन्हे व टक्केवारी

Table No. 32 (Concluded)

INCIDENCES & PERCENTAGE OF CRIMES COMMITTED AGAINST SCHEDULED CASTES (IN WHICH MEMBER OF S.C.'s IS VICTIM) IN MAHARASHTRA DURING 2014

Sr. No.	UNIT	IPC Crimes Committed Against SCs (in which SC/ST POA Act not applied)			The Employment of Manual Scavengers (P) Act			Other SLL Crimes Against SCs			Total Crimes Against SCs		
		I	V	R	I	V	R	I	V	R	I	V	R
1	2	97	98	99	100	101	102	103	104	105	106	107	108
1	Akola	0	0	0.00	0	0	0.00	0	0	0.00	30	33	8.24
2	Amravati Rural	0	0	0.00	0	0	0.00	0	0	0.00	43	43	10.89
3	Buldhana	0	0	0.00	0	0	0.00	0	0	0.00	72	72	15.29
4	Yavatmal	0	0	0.00	0	0	0.00	0	0	0.00	101	105	30.70
5	Washim	0	0	0.00	0	0	0.00	0	0	0.00	63	63	27.51
*	Amravati Range	0	0	0.00	0	0	0.00	0	0	0.00	309	316	92.62
6	Aurangabad Rural	0	0	0.00	0	0	0.00	0	0	0.00	29	29	9.39
7	Jalna	0	0	0.00	0	0	0.00	0	0	0.00	59	59	21.69
8	Beed	0	0	0.00	0	0	0.00	0	0	0.00	102	108	29.06
9	Osmanabad	0	0	0.00	0	0	0.00	0	0	0.00	44	44	16.60
*	Aurangabad Range	0	0	0.00	0	0	0.00	0	0	0.00	234	240	76.74
10	Nanded	0	0	0.00	0	0	0.00	0	0	0.00	45	46	7.03
11	Latur	0	0	0.00	0	0	0.00	0	0	0.00	77	77	16.01
12	Parbhani	0	0	0.00	0	0	0.00	0	0	0.00	90	90	36.44
13	Hingoli	0	0	0.00	0	0	0.00	0	0	0.00	44	44	24.04
*	Nanded Range	0	0	0.00	0	0	0.00	0	0	0.00	256	257	83.52
14	Kolhapur	0	0	0.00	0	0	0.00	0	0	0.00	60	64	11.88
15	Pune Rural	0	0	0.00	0	0	0.00	0	0	0.00	90	97	19.57
16	Sangli	0	0	0.00	0	0	0.00	0	0	0.00	26	26	7.37
17	Satara	0	0	0.00	0	0	0.00	0	0	0.00	79	114	24.46
18	Solapur Rural	0	0	0.00	0	0	0.00	0	0	0.00	110	211	21.48
*	Kolhapur Range	0	0	0.00	0	0	0.00	0	0	0.00	365	512	84.75
19	Bhandara	0	0	0.00	0	0	0.00	0	0	0.00	13	13	6.50
20	Chandrapur	0	0	0.00	0	0	0.00	0	0	0.00	32	32	9.20
21	Nagpur Rural	0	0	0.00	0	0	0.00	0	0	0.00	21	21	5.36
22	Wardha	0	0	0.00	0	0	0.00	0	0	0.00	19	19	10.05
*	Nagpur Range	0	0	0.00	0	0	0.00	0	0	0.00	85	85	31.11
23	Gadchiroli	0	0	0.00	0	0	0.00	0	0	0.00	5	5	4.13
24	Gondia	0	0	0.00	0	0	0.00	0	0	0.00	35	35	19.89
*	Gadchiroli Range	0	0	0.00	0	0	0.00	0	0	0.00	40	40	24.02
25	Ahmednagar	0	0	0.00	0	0	0.00	0	0	0.00	93	101	16.20
26	Dhule	0	0	0.00	0	0	0.00	0	0	0.00	19	19	14.84
27	Jalgaon	0	0	0.00	0	0	0.00	0	0	0.00	45	46	11.57
28	Nasik Rural	0	0	0.00	0	0	0.00	0	0	0.00	24	25	7.50
29	Nandurbar	0	0	0.00	0	0	0.00	0	0	0.00	7	7	14.58
*	Nasik Range	0	0	0.00	0	0	0.00	0	0	0.00	188	198	64.70
30	Raigad	0	0	0.00	0	0	0.00	0	0	0.00	20	20	15.63
31	Ratnagiri	0	0	0.00	0	0	0.00	0	0	0.00	12	12	17.91
32	Sindhudurg	0	0	0.00	0	0	0.00	0	0	0.00	5	5	8.93
33	Thane Rural	0	0	0.00	0	0	0.00	0	0	0.00	10	15	7.94
34	Palghar	0	0	0.00	0	0	0.00	0	0	0.00	14	17	16.09
*	Thane Range	0	0	0.00	0	0	0.00	0	0	0.00	61	69	66.49
35	Mumbai Railway	0	0	0.00	0	0	0.00	0	0	0.00	2	2	0.00
36	Pune Railway	0	0	0.00	0	0	0.00	0	0	0.00	0	0	0.00
37	Nagpur Railway	0	0	0.00	0	0	0.00	0	0	0.00	1	1	0.00
*	Railway Range	0	0	0.00	0	0	0.00	0	0	0.00	3	3	0.00
38	Nagpur Commr.	0	0	0.00	0	0	0.00	0	0	0.00	33	33	6.95
39	Pune Commr.	0	0	0.00	0	0	0.00	0	0	0.00	55	60	7.64
40	Thane Commr.	0	0	0.00	0	0	0.00	0	0	0.00	29	29	6.95
41	Mumbai Commr.	0	0	0.00	0	0	0.00	0	0	0.00	35	37	4.36
42	Nasik Commr.	0	0	0.00	0	0	0.00	0	0	0.00	4	4	1.70
43	Aurangabad Commr.	0	0	0.00	0	0	0.00	0	0	0.00	15	15	6.49
44	Solapur Commr.	0	0	0.00	0	0	0.00	0	0	0.00	10	10	7.25
45	Navi Mumbai	0	0	0.00	0	0	0.00	0	0	0.00	30	32	28.04
46	Amravati Commr.	0	0	0.00	0	0	0.00	0	0	0.00	16	16	14.29
*	Total Commrs.	0	0	0.00	0	0	0.00	0	0	0.00	227	236	83.66
*	Total	0	0	0.00	0	0	0.00	0	0	0.00	1768	1956	160.38

तक्ता क्र. - ३२ अ - १
सन २०१४ मध्ये महाराष्ट्र राज्यात अनुसूचित जाती संबंधित दाखल झालेल्या गुन्ह्यांची (शिर्ष- निहाय) पोलीसाकडून निर्गती

Table - 32 A - 1

Disposal of Cases by Police For Crimes Committed Against Scheduled Castes (Crime Head-wise) During 2014

Sr.No	Crime Head	Cases pending investigation from previous year	Cases reported during the year (156(3) Cr.P.C. + Police Stations)	No. of cases withdrawn by the Govt. during investigation	Cases transferred to other Police Station/ Magistrate	Total Cases for investigation (Col. 3+4 - 5 - 6)	Cases not investigated U/S 157(1)(b) of Cr.PC	Cases ended as final report false	Cases ended as mistake of fact or of law
1	2	3	4	5	6	7	8	9	10
1	Protection of Civil Rights Act, 1955	11	5	0	0	16	0	0	0
2	SC/ST (Prevention of Atrocities) Act								
2.1	Murder	12	43	0	0	55	0	5	0
2.2	Attempt to commit Murder	6	42	0	0	48	0	3	0
2.3	Rape	52	179	0	0	231	0	10	2
2.4	Attempt to commit Rape	0	1	0	0	1	0	0	0
2.5	Assault on women with intent to outrage her Modesty	55	352	0	0	407	0	14	4
2.5.1	Sexual Harassment	15	180	0	0	195	0	6	2
2.5.2	Assault on women with intent to Disrobe	0	21	0	0	21	0	1	0
2.5.3	Voyeurism	0	5	0	0	5	0	0	0
2.5.4	Stalking	0	8	0	0	8	0	0	0
2.5.5	Other Sexual Harassment	40	138	0	0	178	0	7	2
2.6	Insult to the Modesty of women	0	6	0	0	6	0	0	1
2.7	Kidnapping & Abduction	8	37	0	0	45	0	3	5
2.7.1	Kidnaping & Abduction	0	12	0	0	12	0	0	1
2.7.2	Kidnaping & Abduction in order to Murder	0	0	0	0	0	0	0	0
2.7.3	Kidnapping for Ransom	0	0	0	0	0	0	0	0
2.7.4	Kidnapping & Abduction of Women to compel her for marriage	6	16	0	0	22	0	1	2
2.7.5	Other Kidnapping	2	9	0	0	11	0	2	2
2.8	Dacoity	15	20	0	0	35	0	5	0
2.8.1	Dacoity with Murder	0	0	0	0	0	0	0	0
2.8.2	Other Dacoity	15	20	0	0	35	0	5	0
2.9	Robbery	9	18	0	0	27	0	1	0
2.1	Arson	2	11	0	0	13	0	0	0
2.11	Grievous Hurt	41	26	0	1	66	0	0	0
2.11.1	Hurt	41	26	0	1	66	0	0	0
2.11.2	Acid attack	0	0	0	0	0	0	0	0
2.11.3	Attempt to Acid Attack	0	0	0	0	0	0	0	0
2.12	Riots	73	224	0	0	297	0	15	0
2.13	Other IPC crimes	203	475	0	0	678	0	51	9
2.14	SC / ST (Prevention of Atrocities) Act only	152	329	0	1	480	0	50	7
	Total of SC/ST (Prevention of Atrocities) Act	628	1763	0	2	2389	0	157	28
3	IPC Crime in which SC/ST (POA) Act is not applied	0	0	0	0	0	0	0	0
4	Manual Scavengers and Construction of Dry Latrines (P) Act, 1993	0	0	0	0	0	0	0	0
5	Other SLL Crime against SCs	0	0	0	0	0	0	0	0
	Total Crimes against SCs	639	1768	0	2	2405	0	157	28

Table No. 32 A - 2 (Contd.)

Sr.No	Crime Head	Cases in ended as final report as Non Cognizable Submitted	Cases in which charge-sheets were submitted	Cases charge-sheets not laid but FR True submitted	Total cases Disposed off by police	Cases pending investigation at the end of the year	Charge-sheeting Rate Col.12/(Col.12+13)* 100	Cases Pendency Rate {Col.15/ (3+4) x 100
1	2	11	12	13	14	15	16	17
1	Protection of Civil Rights Act, 1955	0	9	0	9	7	100.0	43.8
2	SC/ST (Prevention of Atrocities) Act							
2.1	Murder	0	38	2	45	10	95.0	18.2
2.2	Attempt to commit Murder	2	25	0	30	18	100.0	37.5
2.3	Rape	1	169	0	182	49	100.0	21.2
2.4	Attempt to commit Rape	0	1	0	1	0	100.0	0.0
2.5	Assault on women with intent to outrage her Modesty	0	294	2	314	93	99.3	22.9
2.5.1	Sexual Harassment	0	139	0	147	48	100.0	24.6
2.5.2	Assault on women with intent to Disrobe	0	17	0	18	3	100.0	14.3
2.5.3	Voyeurism	0	4	0	4	1	100.0	20.0
2.5.4	Stalking	0	7	0	7	1	100.0	12.5
2.5.5	Other Sexual Harassment	0	127	2	138	40	98.5	22.5
2.6	Insult to the Modesty of women	0	3	0	4	2	100.0	33.3
2.7	Kidnapping & Abduction	0	24	0	32	13	100.0	28.9
2.7.1	Kidnaping & Abduction	0	4	0	5	7	100.0	58.3
2.7.2	Kidnaping & Abduction in order to Murder	0	0	0	0	0	0.0	
2.7.3	Kidnaping for Ransom	0	0	0	0	0	0.0	
2.7.4	Kidnaping & Abduction of Women to compel her for marriage	0	14	0	17	5	100.0	22.7
2.7.5	Other Kidnaping	0	6	0	10	1	100.0	9.1
2.8	Dacoity	2	21	0	28	7	100.0	20.0
2.8.1	Dacoity with Murder	0	0	0	0	0		
2.8.2	Other Dacoity	2	21	0	28	7	100.0	20.0
2.9	Robbery	1	14	1	17	10	93.3	37.0
2.1	Arson	0	9	0	9	4	100.0	30.8
2.11	Grievous Hurt	0	37	0	37	29	100.0	43.3
2.11.1	Hurt	0	37	0	37	29	100.0	43.3
2.11.2	Acid attack	0	0	0	0	0	0.0	
2.11.3	Attempt to Acid Attack	0	0	0	0	0	0.0	
2.12	Riots	8	201	4	228	69	98.1	23.2
2.13	Other IPC crimes	28	359	7	454	224	98.1	33.0
2.14	SC / ST (Prevention of Atrocities) Act only	16	260	4	337	143	98.5	29.7
	Total of SC/ST (Prevention of Atrocities) Act	58	1455	20	1718	671	98.6	28.1
3	IPC Crime in which SC/ST (POA) Act is not applied	0	0	0	0	0	0.0	0.0
4	Manual Scavengers and Construction of Dry Latrines (P) Act, 1993	0	0	0	0	0	0.0	0.0
5	Other SLL Crime against SCs	0	0	0	0	0	0.0	0.0
	Total Crimes against SCs	58	1464	20	1727	678	98.7	28.2

Table 32 B

Disposal of Cases by Courts For Crimes Committed Against Scheduled Castes During 2014

Sr.No	Crime Head	Cases pending trial from the previous year	Cases sent for trial during the year	No. of cases withdrawn by the Govt.	No. Of cases disposed by Plea Bargaining.	Total no. Of cases for trial during the year	Cases compound ed or withdrawn	Cases in which trials were completed	Cases convicted	Cases acquitted or discharged	Cases pending trial at the end of the year	Convicti on Rate $\{(10)/(9) \times 100\}$	Cases Pendency Rate (Col. 12/7)x100
1	2	3	4	5	6	7	8	9	10	11	12	13	14
1	Protection of Civil Rights Act, 1955	306	9	0	0	315	0	15	0	15	300	0.0	95.2
2	SC/ST (Prevention of Atrocities) Act												
2.1	Murder	162	38	0	0	200	0	22	3	19	178	13.6	89.0
2.2	Attempt to commit Murder	92	25	0	0	117	0	13	0	13	104	0.0	88.9
2.3	Rape	548	169	0	0	717	0	71	9	62	646	12.7	90.1
2.4	Attempt to commit Rape	3	1	0	0	4	0	0	0	0	4		100.0
2.5	Assault on women with intent to outrage her Modesty	423	294	0	0	717	0	71	11	60	646	15.5	90.1
2.5.1	Sexual Harassment	42	139	0	0	181	0	10	1	9	171	10.0	94.5
2.5.2	Assault on women with intent to Disrobe	0	17	0	0	17	0	0	0	0	17		100.0
2.5.3	Voyeurism	0	4	0	0	4	0	0	0	0	4		100.0
2.5.4	Stalking	1	7	0	0	8	0	1	0	1	7	0.0	87.5
2.5.5	Other Sexual Harassment	380	127	0	0	507	0	60	10	50	447	16.7	88.2
2.6	Insult to the Modesty of women	41	3	0	0	44	0	4	0	4	40	0.0	90.9
2.7	Kidnapping & Abduction	106	24	0	0	130	0	13	1	12	117	7.7	90.0
2.7.1	Kidnaping & Abduction	23	4	0	0	27	0	3	1	2	24	33.3	88.9
2.7.2	Kidnaping & Abduction in order to Murder	0	0	0	0	0	0	0	0	0	0		
2.7.3	Kidnaping for Ransom	0	0	0	0	0	0	0	0	0	0		
2.7.4	Kidnaping & Abduction of Women to compel her for marriage	51	14	0	0	65	0	9	0	9	56	0.0	86.2
2.7.5	Other Kidnaping	32	6	0	0	38	0	1	0	1	37	0.0	97.4
2.8	Dacoity	70	21	0	0	91	0	14	1	13	77	7.1	84.6
2.8.1	Dacoity with Murder	0	0	0	0	0	0	0	0	0	0		
2.8.2	Other Dacoity	70	21	0	0	91	0	14	1	13	77	7.1	84.6
2.9	Robbery	58	14	0	0	72	0	7	0	7	65	0.0	90.3
2.1	Arson	63	9	0	0	72	0	1	0	1	71	0.0	98.6
2.11	Grievous Hurt	166	37	0	0	203	0	19	4	15	184	21.1	90.6
2.11.1	Hurt	166	37	0	0	203	0	19	4	15	184	21.1	90.6
2.11.2	Acid attack	0	0	0	0	0	0	0	0	0	0		
2.11.3	Attempt to Acid Attack	0	0	0	0	0	0	0	0	0	0		
2.12	Riots	704	201	0	0	905	0	97	4	93	808	4.1	89.3
2.13	Other IPC crimes	1918	359	0	0	2277	0	244	19	225	2033	7.8	89.3
2.14	SC / ST (Prevention of Atrocities) Act only	1536	260	0	0	1796	6	193	7	186	1597	3.6	88.9
	Total of SC/ST (Prevention of Atrocities) Act	5890	1455	0	0	7345	6	769	59	710	6570	7.7	89.4
3	IPC Crime in which SC/ST (POA) Act is not applied	0	0	0	0	0	0	0	0	0	0	0.0	0.0
4	Manual Scavengers and Construction of Dry Latrines (P) Act, 1993	0	0	0	0	0	0	0	0	0	0	0.0	0.0
5	Other SLL Crime against SCs	0	0	0	0	0	0	0	0	0	0	0.0	0.0
	Total Crimes against SCs	6196	1464	0	0	7660	6	784	59	725	6870	7.5	89.7

सन २०१४ मध्ये महाराष्ट्र राज्यात अनुसूचित जमाती संबंधित (ज्यात अनुसूचित जमातीचे सदस्य बळी आहेत) असे दाखल झालेले गुन्हे व टक्केवारी

Table no. 33

Incidence & Rate of Crimes Committed Against Scheduled Tribes During 2014

Sr.No	UNIT	Incidence	Percentage Contribution To State Total	Population of STs (In Lakhs)	Rate Of Total Cognizable Crimes	Rank on the Basis of Col.6	Rank on the Basis of Col.4
1	2	3	4	5	6	7	8
1	Akola	11	2.48	1.00	11.00	10	13
2	Amravati Rural	30	6.77	3.88	7.73	15	4
3	Buldhana	6	1.35	1.25	4.80	23	18
4	Yavatmal	46	10.38	5.14	8.95	11	1
5	Washim	13	2.93	0.80	16.25	5	11
*	Amravati Range	106	23.93	12.07	8.78		
6	Aurangabad Rural	11	2.48	1.27	8.66	13	13
7	Jalna	6	1.35	0.42	14.29	6	18
8	Beed	18	4.06	0.33	54.55	1	7
9	Osmanabad	4	0.90	0.36	11.11	9	20
*	Aurangabad Range	39	8.80	2.38	16.39		
10	Nanded	6	1.35	2.82	2.13	32	18
11	Latur	0	0.00	0.57	0.00		
12	Parbhani	9	2.03	0.41	21.95	4	15
13	Hingoli	5	1.13	1.12	4.46	25	19
*	Nanded Range	20	4.51	4.92	4.07		
14	Kolhapur	1	0.23	0.30	3.33	29	22
15	Pune Rural	14	3.16	2.76	5.07	20	9
16	Sangli	0	0.00	0.18	0.00		
17	Satara	8	1.81	0.30	26.67	2	16
18	Solapur Rural	7	1.58	0.60	11.67	8	17
*	Kolhapur Range	30	6.77	4.14	7.25		4
19	Bhandara	0	0.00	0.89	0.00		
20	Chandrapur	32	7.22	3.89	8.23	14	2
21	Nagpur Rural	14	3.16	2.52	5.56	19	9
22	Wardha	13	2.93	1.50	8.67	12	11
*	Nagpur Range	59	13.32	8.80	6.70		
23	Gadchiroli	9	2.03	4.15	2.17	31	15
24	Gondia	12	2.71	2.14	5.61	18	12
*	Gadchiroli Range	21	4.74	6.29	3.34		6
25	Ahmednagar	22	4.97	3.78	5.82	17	5
26	Dhule	12	2.71	6.47	1.85	33	12
27	Jalgaon	21	4.74	6.04	3.48	27	6
28	Nasik Rural	31	7.00	14.53	2.13	32	3
29	Nandurbar	13	2.93	11.42	1.14	36	11
*	Nasik Range	99	22.35	42.24	2.34		
30	Raigad	10	2.26	2.98	3.36	28	14
31	Ratnagiri	1	0.23	0.20	5.00	21	22
32	Sindhudurg	0	0.00	0.07	0.00		
33	Thane Rural	13	2.93	2.95	4.41	26	11
34	Palghar	16	3.61	11.18	1.43	35	8
*	Thane Range	40	9.03	17.38	2.30		
35	Mumbai Railway	0	0.00	0.00			
36	Pune Railway	0	0.00	0.00			
37	Nagpur Railway	0	0.00	0.00			
*	Railway Range	0	0.00	0.00			
38	Nagpur Commr.	9	2.03	1.85	4.86	22	15
39	Pune Commr.	0	0.00	0.73	0.00		
40	Thane Commr.	5	1.13	1.11	4.50	24	19
41	Mumbai Commr.	4	0.90	1.30	3.08	30	20
42	Nasik Commr.	2	0.45	1.12	1.79	34	21
43	Aurangabad Commr.	2	0.45	0.16	12.50	7	21
44	Solapur Commr.	1	0.23	0.18	5.56	19	22
45	Navi Mumbai	2	0.45	0.27	7.41	16	21
46	Amravati Commr.	4	0.90	0.16	25.00	3	20
*	Total Commrs.	29	6.55	6.88	4.22		
*	Total of M.S	443	100.00	105.10	4.22		

तक्ता क्र. ३४

सन २०१४ मध्ये महाराष्ट्र राज्यात अनुसूचित जमाती संबधित (ज्यात अनुसूचित जमातीचे सदस्य बळी आहेत) असे दाखल झालेले गुहे व टक्केवारी

Table No. 34

Incidence & Rate of Crimes Committed Against Scheduled Tribes During 2014

Sr. No.	UNIT	Total of SC/ST (Prevention of Atrocities) Act (Sum of previous columns excluding sub heads)														
		Total of SC/ST (Prevention of Atrocities) Act (Sum of previous columns excluding sub heads)			IPC Crimes Committed Against STs (in which SC/ST POA Act not applied)			The Employment of Manual ST avengers (P) Act			Other SLL Crimes Against STs			Total Crimes Against STs		
		I	V	R	I	V	R	I	V	R	I	V	R	I	V	R
1	2	94	95	96	97	98	99	100	101	102	103	104	105	106	107	108
1	Akola	11	23	11.00	0	0	0.00	0	0	0.00	0	0	0.00	11	23	11.00
2	Amravati Rural	30	30	7.73	0	0	0.00	0	0	0.00	0	0	0.00	30	30	7.73
3	Buldhana	6	6	4.80	0	0	0.00	0	0	0.00	0	0	0.00	6	6	4.80
4	Yavatmal	46	46	8.95	0	0	0.00	0	0	0.00	0	0	0.00	46	46	8.95
5	Washim	13	13	16.25	0	0	0.00	0	0	0.00	0	0	0.00	13	13	16.25
*	Amravati Range	106	118	8.78	0	0	0.00	0	0	0.00	0	0	0.00	106	118	8.78
6	Aurangabad Rural	11	11	8.66	0	0	0.00	0	0	0.00	0	0	0.00	11	11	8.66
7	Jalna	6	6	14.29	0	0	0.00	0	0	0.00	0	0	0.00	6	6	14.29
8	Beed	18	19	54.55	0	0	0.00	0	0	0.00	0	0	0.00	18	19	54.55
9	Osmanabad	4	4	11.11	0	0	0.00	0	0	0.00	0	0	0.00	4	4	11.11
*	Aurangabad Range	39	40	16.39	0	0	0.00	0	0	0.00	0	0	0.00	39	40	16.39
10	Nanded	6	6	2.13	0	0	0.00	0	0	0.00	0	0	0.00	6	6	2.13
11	Latur	0	0	0.00	0	0	0.00	0	0	0.00	0	0	0.00	0	0	0.00
12	Parbhani	9	9	21.95	0	0	0.00	0	0	0.00	0	0	0.00	9	9	21.95
13	Hingoli	5	8	4.46	0	0	0.00	0	0	0.00	0	0	0.00	5	8	4.46
*	Nanded Range	20	23	4.07	0	0	0.00	0	0	0.00	0	0	0.00	20	23	4.07
14	Kolhapur	1	1	3.33	0	0	0.00	0	0	0.00	0	0	0.00	1	1	3.33
15	Pune Rural	14	15	5.07	0	0	0.00	0	0	0.00	0	0	0.00	14	15	5.07
16	Sangli	0	0	0.00	0	0	0.00	0	0	0.00	0	0	0.00	0	0	0.00
17	Satara	8	9	26.67	0	0	0.00	0	0	0.00	0	0	0.00	8	9	26.67
18	Solapur Rural	7	11	11.67	0	0	0.00	0	0	0.00	0	0	0.00	7	11	11.67
*	Kolhapur Range	30	36	7.25	0	0	0.00	0	0	0.00	0	0	0.00	30	36	7.25
19	Bhandara	0	0	0.00	0	0	0.00	0	0	0.00	0	0	0.00	0	0	0.00
20	Chandrapur	32	32	8.23	0	0	0.00	0	0	0.00	0	0	0.00	32	32	8.23
21	Nagpur Rural	14	14	5.56	0	0	0.00	0	0	0.00	0	0	0.00	14	14	5.56
22	Wardha	13	14	8.67	0	0	0.00	0	0	0.00	0	0	0.00	13	14	8.67
*	Nagpur Range	59	60	6.70	0	0	0.00	0	0	0.00	0	0	0.00	59	60	6.70
23	Gadchiroli	9	9	2.17	0	0	0.00	0	0	0.00	0	0	0.00	9	9	2.17
24	Gondia	12	12	5.61	0	0	0.00	0	0	0.00	0	0	0.00	12	12	5.61
*	Gadchiroli Range	21	21	3.34	0	0	0.00	0	0	0.00	0	0	0.00	21	21	3.34
25	Ahmednagar	22	26	5.82	0	0	0.00	0	0	0.00	0	0	0.00	22	26	5.82
26	Dhule	12	12	1.85	0	0	0.00	0	0	0.00	0	0	0.00	12	12	1.85
27	Jalgaon	21	23	3.48	0	0	0.00	0	0	0.00	0	0	0.00	21	23	3.48
28	Nasik Rural	31	31	2.13	0	0	0.00	0	0	0.00	0	0	0.00	31	31	2.13
29	Nandurbar	13	13	1.14	0	0	0.00	0	0	0.00	0	0	0.00	13	13	1.14
*	Nasik Range	99	105	2.34	0	0	0.00	0	0	0.00	0	0	0.00	99	105	2.34
30	Raigad	10	10	3.36	0	0	0.00	0	0	0.00	0	0	0.00	10	10	3.36
31	Ratnagiri	1	1	5.00	0	0	0.00	0	0	0.00	0	0	0.00	1	1	5.00
32	Sindhudurg	0	0	0.00	0	0	0.00	0	0	0.00	0	0	0.00	0	0	0.00
33	Thane Rural	13	15	4.41	0	0	0.00	0	0	0.00	0	0	0.00	13	15	4.41
34	Palghar	16	16	1.43	0	0	0.00	0	0	0.00	0	0	0.00	16	16	1.43
*	Thane Range	40	42	2.30	0	0	0.00	0	0	0.00	0	0	0.00	40	42	2.30
35	Mumbai Railway	0	0	0.00	0	0	0.00	0	0	0.00	0	0	0.00	0	0	0.00
36	Pune Railway	0	0	0.00	0	0	0.00	0	0	0.00	0	0	0.00	0	0	0.00
37	Nagpur Railway	0	0	0.00	0	0	0.00	0	0	0.00	0	0	0.00	0	0	0.00
*	Railway Range	0	0	0	0	0	0.00	0	0	0	0	0	0.00	0	0	0
38	Nagpur Commr.	9	9	4.86	0	0	0.00	0	0	0.00	0	0	0.00	9	9	4.86
39	Pune Commr.	0	0	0.00	0	0	0.00	0	0	0.00	0	0	0.00	0	0	0.00
40	Thane Commr.	5	5	4.50	0	0	0.00	0	0	0.00	0	0	0.00	5	5	4.50
41	Mumbai Commr.	4	4	3.08	0	0	0.00	0	0	0.00	0	0	0.00	4	4	3.08
42	Nasik Commr.	2	2	1.79	0	0	0.00	0	0	0.00	0	0	0.00	2	2	1.79
43	Aurangabad Commr.	2	2	12.50	0	0	0.00	0	0	0.00	0	0	0.00	2	2	12.50
44	Solapur Commr.	1	1	5.56	0	0	0.00	0	0	0.00	0	0	0.00	1	1	5.56
45	Navi Mumbai	2	2	7.41	0	0	0.00	0	0	0.00	0	0	0.00	2	2	7.41
46	Amravati Commr.	4	4	25.00	0	0	0.00	0	0	0.00	0	0	0.00	4	4	25.00
*	Total Commrs.	29	29	4.22	0	0	0.00	0	0	0.00	0	0	0.00	29	29	4.22
*	Total	443	474	4.22	0	0	0.00	0	0	0.00	0	0	0.00	443	474	4.22

तक्ता क्र. ३४ अ

सन २०१४ मध्ये महाराष्ट्र राज्यात अनुसूचित जमाती संबंधित दाखल झालेल्या गुन्ह्यांची (शिर्ष- निहाय) पोलीसकडून निर्गती

Table 34 A
Disposal of Cases by Police For Crimes Committed Against Scheduled Tribes (Crime Head-wise) During 2014

Sr. No.	Crime Head	Cases pending investigation from previous year	Cases reported during the year (156(3) Cr.P.C. + Police Stations)	No. of cases withdrawn by the Govt. during investigation	Cases transferred to other Police Station/ Magistrate	Total Cases for investigation (Col. 3+4-5-6)	Cases not investigated U/S 157(1)(b) of Cr.PC	Cases ended as final report false	Cases ended as mistake of fact or of law	Cases in ended as final report as Non Cognizable Submitted	Cases in which charge-sheets were submitted
1	2	3	4	5	6	7	8	9	10	11	12
1	Protection of Civil Rights Act, 1955	4	0	0	0	4	0	0	0	0	4
2	SC/ST (Prevention of Atrocities) Act										
2.1	Murder	1	20	0	0	21	0	1	0	0	15
2.2	Attempt to commit Murder	3	7	0	0	10	0	0	0	0	8
2.3	Rape	28	86	0	0	114	0	1	0	1	91
2.4	Attempt to commit Rape	0	0	0	0	0	0	0	0	0	0
2.5	Assault on women with intent to outrage her Modesty	17	118	0	0	135	0	6	1	3	91
2.5.1	Sexual Harassment	2	59	0	0	61	0	2	0	0	40
2.5.2	Assault on women with intent to Disrobe	0	6	0	0	6	0	0	0	0	5
2.5.3	Voyeurism	0	3	0	0	3	0	0	0	0	2
2.5.4	Stalking	0	4	0	0	4	0	0	0	0	2
2.5.5	Other Sexual Harassment	15	46	0	0	61	0	4	1	3	42
2.6	Insult to the Modesty of women	0	2	0	0	2	0	0	0	0	2
2.7	Kidnapping & Abduction	4	8	0	0	12	0	0	1	0	6
2.7.1	Kidnaping & Abduction	1	1	0	0	2	0	0	0	0	0
2.7.2	Kidnaping & Abduction in order to Murder	0	0	0	0	0	0	0	0	0	0
2.7.3	Kidnapping for Ransom	0	0	0	0	0	0	0	0	0	0
2.7.4	Kidnapping & Abduction of Women to compel her for marriage	3	3	0	0	6	0	0	1	0	3
2.7.5	Other Kidnapping	0	4	0	0	4	0	0	0	0	3
2.8	Dacoity	6	0	0	0	6	0	0	0	0	3
2.8.1	Dacoity with Murder	0	0	0	0	0	0	0	0	0	0
2.8.2	Other Dacoity	6	0	0	0	6	0	0	0	0	3
2.9	Robbery	1	5	0	0	6	0	2	1	0	1
2.1	Arson	4	4	0	0	8	0	0	0	0	7
2.11	Grievous Hurt	7	10	0	0	17	0	0	0	0	10
2.11.1	Hurt	7	10	0	0	17	0	0	0	0	10
2.11.2	Acid attack	0	0	0	0	0	0	0	0	0	0
2.11.3	Attempt to Acid Attack	0	0	0	0	0	0	0	0	0	0
2.12	Riots	11	42	0	0	53	0	3	1	0	35
2.13	Other IPC crimes	51	86	0	0	137	0	4	2	2	73
2.14	SC / ST (Prevention of Atrocities) Act only	32	55	0	0	87	0	10	1	2	54
	Total of SC/ST (Prevention of Atrocities) Act	165	443	0	0	608	0	27	7	8	396
3	IPC Crime in which SC/ST (POA) Act is not applied	0	0	0	0	0	0	0	0	0	0
4	Manual Scavengers and Construction of Dry Latrines (P) Act, 1993	0	0	0	0	0	0	0	0	0	0
5	Other SLL Crime against STs	0	0	0	0	0	0	0	0	0	0
	Total crimes against STs	169	443	0	0	612	0	27	7	8	400

तक्ता क्र. ३४ (पूर्ण)

सन २०१४ मध्ये महाराष्ट्र राज्यात अनुसूचित जमाती संबंधित दाखल झालेल्या गुन्ह्यांची (शिर्ष- निहाय) पोलीसाकडून निरंगती

Table No. 34 A (Concluded)

Disposal of Cases by Police For Crimes Committed Against Scheduled Tribes (Crime Head-wise) During 2014

Sr.No.	Crime Head	Cases in which charge-sheets were not laid but final report as True submitted	Total cases Disposed off by police (Col. 8+9+10+11+12+13)	Cases pending investigation at the end of the year (col. 7 – col. 14)	Charge-sheeting Rate Col.12/(Col.12+13)*100	Cases Pendency Rate {Col.15/(3+4) x 100	Cases in which charge-sheets were not laid but final report as True submitted	Total cases Disposed off by police (Col. 8+9+10+11+12+13)	Cases pending investigation at the end of the year (col. 7 – col. 14)	Charge-sheeting Rate Col.12/(Col.12+13)*100	Cases Pendency Rate {Col.15/(3+4) x 100
1	2	13	14	15	16	17	13	14	15	16	17
1	Protection of Civil Rights Act, 1955	0	4	0	100	0	0	0	0	0.0	0.0
2	SC/ST (Prevention of Atrocities) Act										
2.1	Murder	0	16	5	100	23.8	0	0	0	0.0	0.0
2.2	Attempt to commit Murder	0	8	2	100	20	0	0	0	0.0	0.0
2.3	Rape	0	93	21	100	18.4	0	0	0	0.0	0.0
2.4	Attempt to commit Rape	0	0	0	0		0	0	0	0.0	0.0
2.5	Assault on women with intent to outrage her Modesty	1	102	33	98.91	24.4	0	0	0	0.0	0.0
2.5.1	Sexual Harassment	1	43	18	97.56	29.5	0	0	0	0.0	0.0
2.5.2	Assault on women with intent to Disrobe	0	5	1	100	16.7	0	0	0	0.0	0.0
2.5.3	Voyeurism	0	2	1	100	33.3	0	0	0	0.0	0.0
2.5.4	Stalking	0	2	2	100	50	0	0	0	0.0	0.0
2.5.5	Other Sexual Harassment	0	50	11	100	18	0	0	0	0.0	0.0
2.6	Insult to the Modesty of women	0	2	0	100	0	0	0	0	0.0	0.0
2.7	Kidnapping & Abduction	1	8	4	85.71	33.3	0	0	0	0.0	0.0
2.7.1	Kidnaping & Abduction	1	1	1	0	50	0	0	0	0.0	0.0
2.7.2	Kidnaping & Abduction in order to Murder	0	0	0	0		0	0	0	0.0	0.0
2.7.3	Kidnaping for Ransom	0	0	0	0		0	0	0	0.0	0.0
2.7.4	Kidnaping & Abduction of Women to compel her for marriage	0	4	2	100	33.3	0	0	0	0.0	0.0
2.7.5	Other Kidnaping	0	3	1	100	25	0	0	0	0.0	0.0
2.8	Dacoity	1	4	2	75	33.3	0	0	0	0.0	0.0
2.8.1	Dacoity with Murder	0	0	0	0		0	0	0	0.0	0.0
2.8.2	Other Dacoity	1	4	2	75	33.3	0	0	0	0.0	0.0
2.9	Robbery	1	5	1	50	16.7	0	0	0	0.0	0.0
2.1	Arson	0	7	1	100	12.5	0	0	0	0.0	0.0
2.1.1	Grievous Hurt	1	11	6	90.91	35.3	0	0	0	0.0	0.0
2.1.1.1	Hurt	1	11	6	90.91	35.3	0	0	0	0.0	0.0
2.1.1.2	Acid attack	0	0	0	0		0	0	0	0.0	0.0
2.1.1.3	Attempt to Acid Attack	0	0	0	0		0	0	0	0.0	0.0
2.12	Riots	0	39	14	100	26.4	0	0	0	0.0	0.0
2.13	Other IPC crimes	5	86	51	93.59	37.2	0	0	0	0.0	0.0
2.14	SC / ST (Prevention of Atrocities) Act only	0	67	20	100	23	0	0	0	0.0	0.0
	Total of SC/ST (Prevention of Atrocities) Act	10	448	160	97.54	26.3	0	0	0	0.0	0.0
	Total crimes against STs	0	27	7	8	400	10	452	160	97.56	26.1

Table No. 34 B

Disposal of Cases by Courts For Crimes Committed Against Scheduled Tribes (Crime Head-wise) During 2014

Sr.No	Crime Head	Cases pending trial from the previous year (col.21)	Cases sent for trial during the year	No. of cases withdrawn by the Govt.	No. Of cases disposed by Plea Bargaining	Total no. Of cases for trial during the year Col.7=Col.3+4 - Col.5 - col. 6	Cases compounded or withdrawn	Cases in which trials were completed (Col.9= Col. 10+11)	Cases convicted	Cases acquitted or discharged	Cases pending trial at the end of the year (Col.12 = Col.7 - (Col.8+9)	Conviction Rate $\{(10)/(9) \times 100\}$	Cases Pendency Rate (Col. 12/7) x 100
1	2	3	4	5	6	7	8	9	10	11	12	13	14
1	Protection of Civil Rights Act, 1955	3	4	0	0	7	0	0	0	0	7	0.0	100.0
2	SC/ST (Prevention of Atrocities) Act												
2.1	Murder	73	15	0	0	88	0	12	1	11	76	8.3	86.4
2.2	Attempt to commit Murder	18	8	0	0	26	0	2	0	2	24	0.0	92.3
2.3	Rape	297	91	0	0	388	0	41	3	38	347	7.3	89.4
2.4	Attempt to commit Rape	1	0	0	0	1	0	0	0	0	1	0.0	100.0
2.5	Assault on women with intent to outrage her Modesty	228	91	0	0	319	0	24	3	21	295	12.5	92.5
2.5.1	Sexual Harassment	30	40	0	0	70	0	4	0	4	66	0.0	94.3
2.5.2	Assault on women with intent to Disrobe	0	5	0	0	5	0	0	0	0	5	0.0	100.0
2.5.3	Voyeurism	0	2	0	0	2	0	0	0	0	2	0.0	100.0
2.5.4	Stalking	0	2	0	0	2	0	0	0	0	2	0.0	100.0
2.5.5	Other Sexual Harassment	198	42	0	0	240	0	20	3	17	220	15.0	91.7
2.6	Insult to the Modesty of women	19	2	0	0	21	0	1	0	1	20	0.0	95.2
2.7	Kidnapping & Abduction	36	6	0	0	42	0	1	0	1	41	0.0	97.6
2.7.1	Kidnaping & Abduction	7	0	0	0	7	0	1	0	1	6	0.0	85.7
2.7.2	Kidnaping & Abduction in order to Murder	0	0	0	0	0	0	0	0	0	0	0.0	0.0
2.7.3	Kidnapping for Ransom	1	0	0	0	1	0	0	0	0	1	0.0	100.0
2.7.4	Kidnapping & Abduction of Women to compel her for marriage	20	3	0	0	23	0	0	0	0	23	0.0	100.0
2.7.5	Other Kidnapping	8	3	0	0	11	0	0	0	0	11	0.0	100.0
2.8	Dacoity	15	3	0	0	18	0	1	0	1	17	0.0	94.4
2.8.1	Dacoity with Murder	0	0	0	0	0	0	0	0	0	0	0.0	0.0
2.8.2	Other Dacoity	15	3	0	0	18	0	1	0	1	17	0.0	94.4
2.9	Robbery	11	1	0	0	12	0	2	0	2	10	0.0	83.3
2.1	Arson	38	7	0	0	45	0	2	1	1	43	50.0	95.6
2.11	Grievous Hurt	46	10	0	0	56	0	9	0	9	47	0.0	83.9
2.11.1	Hurt	46	10	0	0	56	0	9	0	9	47	0.0	83.9
2.11.2	Acid attack	0	0	0	0	0	0	0	0	0	0	0.0	0.0
2.11.3	Attempt to Acid Attack	0	0	0	0	0	0	0	0	0	0	0.0	0.0
2.12	Riots	121	35	0	0	156	0	22	1	21	134	4.6	85.9
2.13	Other IPC crimes	441	73	0	0	514	0	46	1	45	468	2.2	91.1
2.14	SC / ST (Prevention of Atrocities) Act only	451	54	0	0	505	2	37	2	35	466	5.4	92.3
	Total of SC/ST (Prevention of Atrocities) Act	1795	396	0	0	2191	2	200	12	188	1989	6.0	90.8
3	IPC Crime in which SC/ST (POA) Act is not applied	0	0	0	0	0	0	0	0	0	0	0.0	0.0
4	Manual Scavengers and Construction of Dry Latrines (P) Act, 1993	0	0	0	0	0	0	0	0	0	0	0.0	0.0
5	Other SLL Crime against STs	0	0	0	0	0	0	0	0	0	0	0.0	0.0
6	Total crimes against STs	1798	400	0	0	2198	2	200	12	188	1996	6.0	90.8