

स्त्रियांवरील अत्याचाराचे गुन्हे

५.१.१ गेल्या काही वर्षातील स्त्रियांवरील अत्याचार निर्मूलनासंबंधी जागतिक पातळीवरील मोहिमा या स्त्रियांवरील अत्याचाराची उग्रता व त्या विषयाच्या गांभीर्याच्या निदर्शक आहेत. ही अत्यंत गंभीर स्वरूपाची समस्या आहे. महाराष्ट्रातील स्त्रियांना त्यांच्या सर्व मूलभूत हक्कांची शाश्वती दिली पाहिजे. त्यासाठी सामाजिक जाणीव वृद्धिंगत करण्याबरोबरच फौजदारी न्याय व्यवस्थेकडून कठोर अंमलबजावणी करणे आवश्यक आहे.

५.१.२ अनेक प्रकारे संरक्षण असले तरी स्वतःच्या हक्कांसंबंधीची अनभिज्ञता, अशिक्षितपणा, अनिष्ट प्रथा व रूढी यामुळे आपल्या स्त्रियांना त्रास भोगावा लागतो याचे दुष्परिणाम अनेक आहेत. उदा. पुरुष-स्त्री प्रमाणात सातत्याने होणारी घट, बाल मृत्यू प्रमाणात वाढ, मुलींची शैक्षणिक अशोभनीयता, कमी रोजंदारी वेतन इत्यादी.

स्त्रियांचे कायदेशीर अधिकार

५.२.१ राज्यघटनेतील तरतुदीप्रमाणे केंद्र व राज्य सरकारांनी स्त्रियांना समान अधिकार, सामाजिक भेदभाव व अत्याचार प्रतिबंध, त्याचप्रमाणे कामकरी महिलांना संरक्षण व इतर पूरक सेवा देण्यासंदर्भात कायदे केले आहेत.

५.२.२ स्त्रिया या अनेक गुन्ह्यांना बळी पडतात.मात्र खून, जबरी चोरी इत्यादी जे गुन्हे स्त्रियांच्या विरोधात होतात त्यांना स्त्रियांविरोधी गुन्हे म्हटले जात नाही. एखादी व्यक्ती स्त्री आहे म्हणून तिच्यावर अत्याचार होतो, अशाच गुन्ह्यांना स्त्रियांवरील अत्याचाराचे गुन्हे असे संबोधण्यात येते. यामध्ये लैंगिक भेद ही प्रमुख बाब आहे.

५.२.३ भारतीय दंड विधान संहितेमधील गुन्हे

- १) बलात्कार (कलम ३७६ भादंवि) .
- २) अपहरण व पळवून नेणे (कलम ३६३, ३६६ भादंवि) .
- ३) हुंडाबळी (कलम ३०४ (ब) भादंवि) .
- ४) पती व पत्नीच्या नातेवाईकांकडून छळ (मानसिक व शारीरिक) (कलम ४९८ (अ) भादंवि.).
- ५) विनयभंग (कलम ३५४ भादंवि).
- ६) लैंगिक छळ (कलम ५०९ भादंवि).
- ७) मुलींची आयात करणे (२१ वर्षा पर्यंतच्या) (कलम ३६६ (ब) भादंवि).
- ८) हुंडयासाठी खून (३०२ भादंवि).
- ९) हुंडयासाठी खुनाचा प्रयत्न (३०७ भादंवि).
- १०) आत्महत्यास प्रवृत्त करणे (३०६ भादंवि).

CRIME AGAINST WOMEN

5.1.1 The global campaign for elimination of violence against women in recent years indicates the enormity as well as seriousness of the atrocities committed against women the world over. This is a matter of serious concern. Women in Maharashtra are to be guaranteed with all the fundamental rights, raising the level of social awareness along with vigorous enforcement within the context of the Criminal Justice System.

5.1.2 Despite many safeguards available, the women in our society continue to suffer due to lack of awareness of their rights, illiteracy and oppressive practices & customs. Consequently, distortions like constant fall in the sex ratio, high infant mortality rate, low literacy rate, high drop out rate of girls from schools, low wage rates etc are seen.

Legal Rights of women

5.2.1 Under the Constitutional mandate, the Central and State Govts. have enacted various legislative measures intended to ensure equal rights, to prohibit social discrimination and various forms of violence and to provide support services, especially to working women.

5.2.2 Though in various crimes, i.e. murder, robbery etc. women are victims, they are not categorised as crime against women. Only those offences, which are specifically committed against women, are treated as crime against women. The gender discrimination is sole reason behind such crimes..

5.2.3. Crimes Identified Under the Indian Penal Code.

- 1) Rape (Sec.376 IPC).
- 2) Kidnapping & Abduction for different purposes Sec.363, 366 IPC).
- 3) Dowry Deaths.(Sec.304 (B) IPC).
- 4) Cruelty by Husband & Relatives (Mental / Physical Torture) (Sec.498(A) IPC).
- 5) Molestation (Sec.354 IPC).
- 6) Sexual Harassment (Sec.509 IPC).
- 7) Importation of girls (upto 21 years of age) (Sec.366-(B) IPC).
- 8) Murder for Dowry (Sec 302 IPC).
- 9) Att.to Murder for Dowry (Sec 307 IPC).
- 10) Abetment to commit suicide (Sec 306 IPC).

विशेष व स्थानिक कायद्यांतर्गत गुन्हे

५.२.४ कोणताही कायदा लैंगिक भेदभाव करीत नाही. तथापि ज्या कायद्यान्वये स्त्रिया बाधित होतात, त्यांचा वेळोवेळी आढावा घेतला जातो आणि आवश्यकतेप्रमाणे कायद्यात बदल केले जातात, स्त्रिया व त्यांच्या प्रश्नांना संरक्षण देणारे विशेष सामाजिक कायदे पुढीलप्रमाणे आहेत.

१. राज्य कर्मचारी विमा कायदा १९४८.
२. लागवड (प्लँटेशन) मजूर कायदा १९५१.
३. कौटुंबिक न्यायालय कायदा १९५१.
४. विशेष विवाह कायदा १९५५.
५. हिंदू विवाह कायदा १९५६.
६. हिंदू वारसा हक्क कायदा १९५६.
७. अनैतिक व्यापार (प्रतिबंधक) कायदा १९५६.
८. मातृत्व कायदा १९६१ (सुधारित १९९५).
९. हुंडा प्रतिबंधक कायदा १९६१.
१०. वैद्यकीय गर्भपात कायदा १९७१.
११. मजूर करार कायदा (कायम ठराव आणि रद्दबातल १९७९).
१२. समान वेतन कायदा १९७६.
१३. फौजदारी कायदा (सुधारित) १९८३.
१४. कारखानाविषयक कायदा (सुधारित) १९८६.
१५. स्त्रियांचे अश्लिल प्रदर्शन (प्रतिबंधक) कायदा १९८६.
१६. सती (प्रतिबंधक) कायदा १९८७.
१७. बालविवाह प्रतिबंधक कायदा २००६.

५.२.५ या गुन्ह्यांची जिल्हा / आयुक्तालय-निहाय माहिती या पुस्तकाच्या संबंधित प्रकरणामध्ये दिलेली आहे. त्याचे विश्लेषण खालील परिच्छेदात दिले आहे.

स्त्रियांवरील अत्याचाराबाबतचे गुन्हे

५.३.१ गुन्ह्यांची वेगवेगळ्या शीर्षाप्रमाणे २०१२ ते २०१४ पावेतो माहिती पुढील तक्त्यात दिली आहे. स्त्रियांवरील अत्याचाराच्या गुन्ह्यांत २०१४ मध्ये २०१३ च्या तुलनेत ०२.१६% वाढ झाली असून गेल्या वर्षाच्या तुलनेत चालू वर्षी ५६४ गुन्हे वाढले आहेत.

The Crimes identified under the Special & Local Laws (SLL)

5.2.4 No law can be gender biased. The provisions of the law specifically affecting women are being periodically reviewed and amended according to the needs of changing patterns of the society and to safeguard the women folk.

1. The Employees State Insurance Act, 1948.
2. The Plantation Labour Act, 1951.
3. The Family Courts Act, 1951.
4. The Special Marriage Act, 1955.
5. The Hindu Marriage Act, 1956.
6. The Hindu Succession Act, 1956.
7. Immoral Traffic (Prevention) Act, 1956. za
8. The Maternity Benefit Act, 1961 (Amended in 1995).
9. Dowry Prohibition Act, 1961.
10. The Medical Termination of Pregnancy Act, 1971.
11. The Contract Labour (Regulation and Abolition) Act, 1979
12. The Equal Remuneration Act, 1976.
13. The Criminal Law Act (Amendment), 1983.
14. The Factories Act (Amendment), 1986.
15. Indecent Representation of Women (Prohibition) Act, 1986.
16. Commission of Sati (Prevention) Act, 1987.
17. Prohibition of Child Marriage Act, 2006.

5.2.5 The detailed Dists. / Commrs.-wise information of these crimes is presented in the concerned chapters of report, while related analysis is discussed in the following paragraphs.

Incidences of Offences Against Women

5.3.1 The Crime head-wise incidences of reported crimes during 2012 to 2014 along with percentage variation is presented below. It is observed that crimes against women during 2014 have increased by 02.16% as compared to the year 2013. A specific increase of 564 cases has been reported at the State level during 2014 as compared to 2013.

तक्ता क्र ५.१
स्त्रियांवरील अत्याचाराचे गुन्हे २०१२ ते २०१४

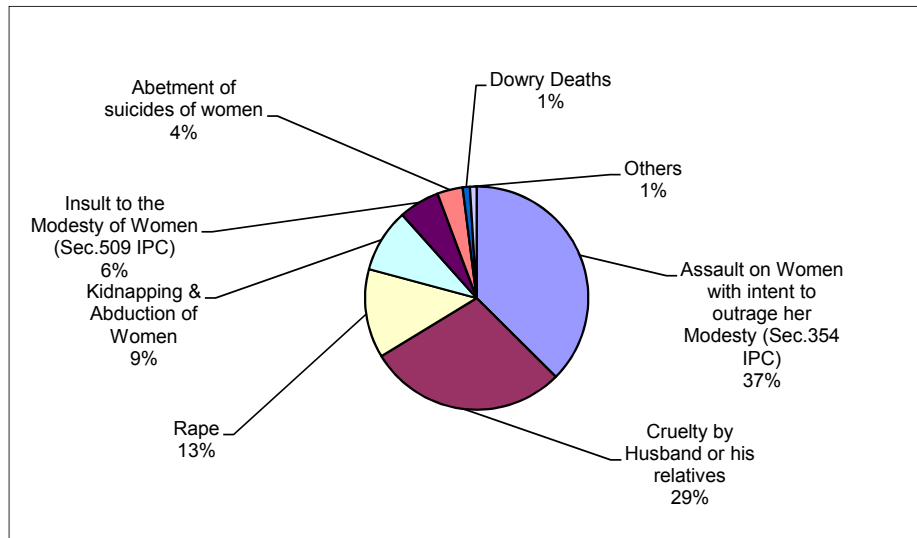
Table No. 5.1
Crime Against Women during 2012 - 2014

Sr No.	Crime Head	YEAR			Percentage variation during 2014 over 2013
		2012	2013	2014	
[1]	[2]	[3]	[4]	[5]	[6]
1	Rape (Sec.376 IPC)	1839	3063	3438	12.24
2	Attempt to commit Rape (Sec.376/511 IPC)	*	*	15	
3	Kidnapping & Abduction of Women (Sec.363,364,364A,365 TO 369 IPC)	1140	1874	2457	31.11
4	Dowry Deaths (Sec.304B IPC)	329	320	279	-12.81
5	Assault on Women with intent to outrage her Modesty (Sec.354 IPC)	3935	8132	10001	22.98
6	Insult to the Modesty of Women (Sec.509 IPC)	1294	2632	1575	-40.16
7	Cruelty by Husband or his relatives (Sec.498 A IPC)	7415	8542	7696	-9.90
8	Importation of Girls (upto 21 years) from Foreign Country (Sec.366 B IPC)	0	0	1	100.00
9	Abetment of suicides of women (u/s 306 IPC)	1146	963	986	2.39
10	Dowry Prohibition Act, 1961	33	43	39	-9.30
11	Indecent Representation of Women (Prohibition) Act, 1986	2	0	0	0.00
12	Commission of Sati Prevention Act 1987	0	0	0	0.00
13	Protection of Women from Domestic Violence Act, 2005	*	*	4	
14	Immoral Traffic (Prevention) Act (Women Cases only)	366	289	202	-30.10
	Total Crimes against Women	17800	26129	26693	2.16

* indicates that the Crime Head was not introduced till that year

आलेख क. ५.१
सन २०१४ मधील स्त्रियांवरील अत्याचाराच्या वेगवेगळ्या गुन्ह्यांची टक्केवारी

Chart No. 5.1
Percentage Distribution of various Crimes Against Women During 2014



५.३.२ स्त्री अत्याचाराबाबत गुन्ह्यांची भा.दं.वि. मधील एकुण टक्केवारी २०१३ मध्ये ११.१५% होती. त्यामध्ये २०१४ सालात घट होऊन ती १०.६८% इतकी झाली आहे.

5.3.2 The percentage of IPC crimes committed against women, in total IPC crimes was 11.15% during 2013, which has decrease up to 10.68% during 2014.

तक्ता क्र. ५.२

एकूण भा.दं.वि. गुन्ह्यांपैकी स्त्रियांवरील अत्याचाराच्या गुन्ह्यांचे प्रमाण

Table No. 5.2

Proportion of Crime against Women (IPC) in total IPC crimes

Sr.No.	Year	Total IPC Crimes	Crime Against women (IPC cases)	Percentage to total IPC Crimes
1	2	3	4	5
1	2012	202700	17800	8.78
2	2013	234385	26129	11.15
3	2014	249834	26693	10.68

५.३.३ उपलब्ध माहितीवरून असे दिसून येते की, स्त्रियांवरील अत्याचाराचे भा.दं.वि. कलमाखाली दाखल झालेल्या गुन्ह्यांत गेल्या तीन वर्षात सर्वसाधारणपणे वाढ झालेली आहे.

5.3.3 The available data indicates an overall increase under IPC crimes against women during the last three years.

गुन्ह्याचे प्रमाण

५.४.१ स्त्रियांवरील अत्याचाराच्या गुन्ह्यांचे प्रमाण (गुन्हे प्रति एक लाख जनसंख्या) २०१४ मध्ये ४७.५५ इतके आहे. हे प्रमाण प्राथमिकरीत्या फार गंभीर आहे. दिल्ली येथील 'निर्भया' केसनंतर स्त्रिया स्वतःहून तक्रार देण्यास पुढे येत आहेत.

Crime Rate

5.4.1 The rate of crime against women in Maharashtra (i.e. number of crimes against women per Lakh of population) is 47.55 during 2014 . This rate of crime, appears alarming at the outset. After Delhi 'Nirbhaya' case women are coming forward to complain themself.

५.४.२ राज्यात स्त्रियांवरील अत्याचाराच्या दाखल झालेल्या एकुण गुन्ह्यांचा विचार करता सर्वात मोठा वाटा मुंबई शहराचा (१४.५९%) आहे, तदनंतर यवतमाळ (५.७४%) ठाणे शहर (५.५३%), पुणे शहर (४.९४%) व पुणे ग्रामीण (३.५५%) अशी क्रमवारी आहे.

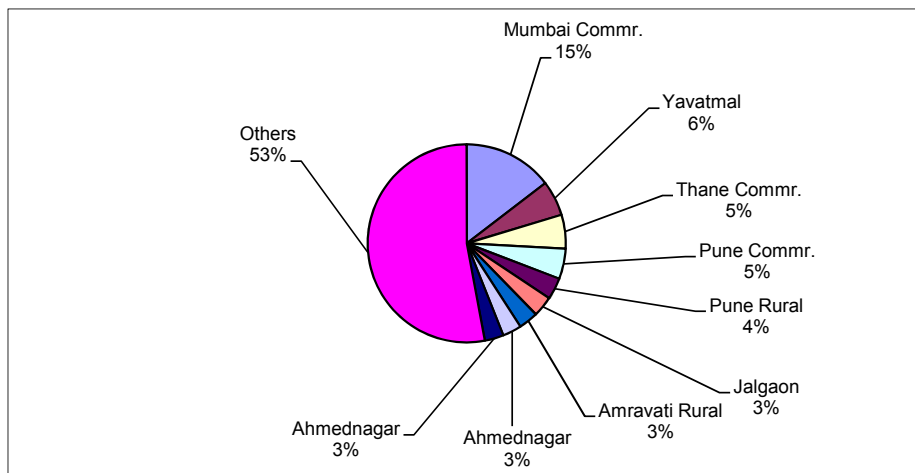
5.4.2 Mumbai (C) accounts for 14.59% of all crimes against women, which is the highest in the state, followed by Yavatmal (5.74%), Thane (C) (5.53%), Pune (C) (4.94%) & Pune rural (3.55%).

आलेख क्र.५.२

सन २०१४ मधील घटक-निहाय स्त्रियांवरील अत्याचाराची शेकडा विभागणी

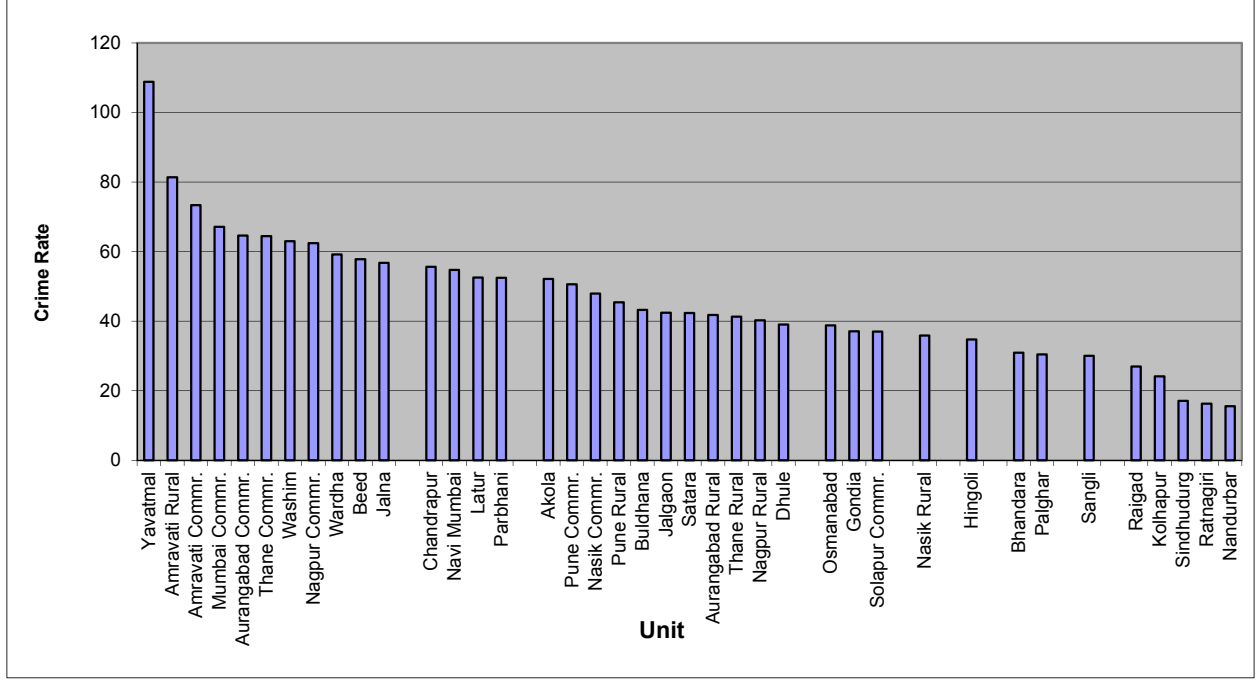
Chart No. 5.2

Dist. / Commr.-wise percentage contribution to total crimes committed against women during 2014



आलेख क्र. ५.३
सन २०१४ मधील स्त्रियांवरील अत्याचाराचे दाखल झालेल्या गुन्ह्याचे प्रमाण

Chart No. 5.3
Rate of Total Crime Committed Against Women During-2014



५.४.३ स्त्री अत्याचाराबाबतच्या दाखल झालेल्या गुन्ह्यांचे २०१४ चे विश्लेषण पुढीलप्रमाणे.

बलात्कार

५.४.४ २०१४ मध्ये बलात्काराचे एकूण ३४३८ गुन्हे घडले. २०१३ च्या तुलनेत २०१४ मध्ये १२.२४% नी वाढ झालेली आहे.

५.४.५ बलात्कारास बळी पडलेल्या स्त्रियांची एकूण संख्या २०१४ मध्ये ३४६५ तर २०१३ मध्ये ३०८४ होती. सन २०१३ च्या तुलनेत चालू सालात १२.३५% इतकी वाढ आहे. एकूण ३४६५ पैकी १२६९ (३६.६२%) स्त्रिया १८ ते ३० वयोगटातील होत्या. ७३१ बालिका (२१.०९%) १२ ते १६ वयोगटातील, ६२८ बालिका (१८.१२%) १६ ते १८ वयोगटातील, ४१० स्त्रिया (११.८३%) ३० ते ४५ वयोगटातील. १८ ते ३० वयोगटाच्या स्त्रियांमध्ये २०१३ च्या तुलनेत २०१४ मध्ये ०६.४६% वाढ झाली आहे.

5.4.3 A detailed analysis of crimes against women reported in Maharashtra State during the year 2014 is presented below.

Rape

5.4.4 There were 3438 cases of rape reported during 2014, which is an increase by 12.24% as compared to 2013 .

5.4.5 There were 3465 rape victims during 2014 as compared to 3084 rape victims during 2013. This shows an increase by 12.35%. Among them, 1269 (36.62%) were in the age group of 18-30 years, 731 (21.09%) were in the age group between 12-16 years, 628 (18.12%) were in the age group between 16-18 years, and 410 (11.83%) were in the age group between 30-45. This reflects a partly increase in the number of rape victims in the age group of 18-30, which shows an increase by 06.46% during 2014 as compared to 2013.

तक्ता क्र. ५.३

सन २०१३ - २०१४ मधील बलात्काराचे पीडित, त्याचे वयोगटानुसार वर्गीकरण व बदलाची टक्केवारी

Table No. 5.3

Victims of Rape by Age-Groups & percentage changes during 2014 over 2013

Year	Below 12 years	12-16 years	16-18 years	18-30 years	30-45 years	45-60 years	60 years & above	Total of all age-groups
2013	N.A	N.A	N.A	1192	N.A	N.A	N.A	3084
2014	365	731	628	1269	410	53	9	3465
% change in 2014 as compared to 2013	-	-	-	6.46	-	-	-	12.35

कोठडीतील बलात्कार

५.४.६ पोलिसांच्या ताब्यात असताना घडलेल्या बलात्कारांची संख्या 'निरंक' आहे.

अपहरण आणि पळवून नेणे (स्त्रियां व मुली)

५.४.७ राज्यात सन २०१३ च्या तुलनेत सन २०१४ मध्ये या गुन्ह्यामध्ये ३१.११% नी वाढ झालेली आहे. मुंबई शहरामध्ये ११.४०% वाढ झाली आहे.

हुंडाबळी

५.४.८ २०१३ व २०१४ मध्ये अनुक्रमे ३२० व २७९ गुन्हे दाखल झाले आहेत. २०१४ मध्ये १२.८१% नी घट झालेली आहे.

पती व पतीच्या नातेवाईकांकडून अत्याचार (छळ)

५.४.९ २०१३ च्या तुलनेत २०१४ मध्ये ०९.९०% घट झालेली आहे. २०१४ मधील राज्यात दाखल ७६९६ गुन्ह्यांपैकी सर्वात जास्त म्हणजे ५६३ (७.३२%) गुन्हे मुंबई शहरात दाखल झाले आहेत.

विनयभंग

५.४.१० २०१३ शी तुलना करता २०१४ मध्ये या गुन्हे शीर्षाखालील घटनांमध्ये २२.९८% वाढ झाली आहे. राज्यात २०१४ मध्ये १०००१ गुन्हे दाखल झाले. मुंबई शहर (१६२६), ठाणे शहर (५५९), यवतमाळ (४६६), पुणे शहर (४५४), अमरावती ग्रा. (४१५) व पुणे ग्रामीण (३५६) या जिल्ह्यांतील दाखल गुन्हे इतरांच्या तुलनेने जास्त आहेत.

छेडछाड

५.४.११ सन २०१४ मध्ये १५७५ गुन्हे दाखल झाले आहेत. या गुन्ह्यांमध्ये २०१३ चे मानाने सन २०१४ मध्ये ४०.१६% घट झाली आहे. सदर शीर्षाखाली राज्यात दाखल झालेल्या एकूण गुन्ह्यांपैकी यवतमाळ (५०४) ३२.०%, मुंबई शहर (३६३) २३.५%, पुणे शहर (९८) ६.२२%, ठाणे शहर (७३) ४.६३% व नवी मुंबई (४९) ३.११%, असे गुन्हे दाखल झाले आहेत.

Custodial Rapes

5.4.6 During the year 2014 there was no custodial rape.

Kidnapping & Abduction (Women & Girls)

5.4.7 Incidences of these cases has increased by 31.11% during 2014 as compared to 2013. In Mumbai (C) it is increased by 11.40%.

Dowry Death

5.4.8 320 and 279 dowry death cases have been reported during year 2013 and 2014 respectively, a decrease by 12.81% has been reported during 2014.

Cruelty by Husband & Relatives (Torture)

5.4.9 The incidences of such cases (7696 in 2014) in the State have decreased by 09.90% during 2014 as compared to the previous year 2013. Highest number of cases 563 (7.32%) have been reported in Mumbai (C) district during 2014, out of total 7696 reported

Molestation

5.4.10 During 2014, the incidences of Molestation cases in the State have increased by 22.98% as compared to 2013. 10001 cases have been reported during 2014. Mumbai (C) (1626), Thane (C) (559), Yavatmal (466), Pune (C) (454), Amaravati (R) (415) and Pune (R) (356) were major contributors.

Sexual Harassment (Eve-teasing)

5.4.11 Overall 1575 eve-teasing cases have been reported in the State during 2014, which shows an decrease by 40.16% as compared to 2013. Yavatmal contributed (504) 32.0%, followed by Mumbai (C) (363) 23.5%, Pune (C) (98) 6.22%, Thane (C) (73) 4.63% and Navi Mumbai (C) (49) 3.11%

अनैतिक व्यापार प्रतिबंधक कायदा

५.४.१२ या शिर्षाखालील गुन्ह्यांमध्ये २०१४ (२०२) मध्ये २०१३ (२८९) च्या तुलनेत ३०.१०% ने घट झालेली आहे. दाखल झालेल्या गुन्ह्यांपैकी २४.७५% गुन्हे एकट्या मुंबई शहरात दाखल झाले आहेत.

स्त्रियांचे अशिल प्रदर्शन (प्रतिबंधक) कायदा

५.४.१३ या शिर्षाखाली राज्यात २०१३ व २०१४ मध्ये एकही गुन्हा दाखल झाला नाही.

५.४.१४ आत्महत्येसाठी प्रवृत्त करणे : सन २०१४ मध्ये ९८६ गुन्हे दाखल झाले असून, सन २०१४ च्या तुलनेत २०१३ मध्ये या शिर्षाखाली २.३९ % ने वाढ झाली आहे. राज्यात सर्वात जास्त गुन्हे मुंबई शहर (३८०), अहमदनगर (७३), पुणे ग्रामीण (५७) व सातारा (४४) दाखल झाले आहेत.

स्त्रियांवरील अत्याचाराबाबत दाखल गुन्ह्यांची निर्गती

५.५.१ स्त्रियांवरील अत्याचाराबाबत दाखल झालेल्या गुन्ह्यांची पोलीस व न्यायालयांकडून निर्गती झालेल्या गुन्ह्यांची माहिती पुढील परिच्छेदात दिलेली आहे.

गुन्ह्यांची पोलिसांनी केलेली निर्गती

५.६.१ भारतीय दंड विधान आणि विशेष व स्थानिक कायदान्वये दाखल झालेल्या स्त्रियांवरील अत्याचाराच्या गुन्ह्यांची पोलिसांनी सन २०१४ मध्ये केलेली निर्गती तक्ता क्र. २९ मध्ये दिली आहे.

५.६.२ सन २०१४ मध्ये स्त्रियांवरील अत्याचाराच्या गुन्ह्यांपैकी ६६.३ % गुन्ह्यांची निर्गती पोलिसांनी केली आहे.

५.६.३ सन २०१४ मध्ये स्त्रियांवरील अत्याचारांच्या गुन्ह्यांबाबतचे दोषारोपपत्र पाठविण्याचे प्रमाण ९७.८२% असे आहे.

न्यायालयांकडील निर्गती

५.७.१ भारतीय दंड विधान आणि विशेष व स्थानिक कायदान्वये दाखल झालेल्या स्त्रियांवरील अत्याचाराच्या गुन्ह्यांची कोर्टाने २०१४ मध्ये केलेली निर्गती पुढील तक्ता क्र. २६ मध्ये दिली आहे.

५.७.२ सन २०१४ मध्ये स्त्रियांवरील अत्याचाराच्या गुन्ह्यांच्या कोर्ट निर्गतीचे प्रमाणे ७.८२% आहे.

इतर माहिती

५.८.१ अटक केलेल्या व पोलिसांकडून निर्गती झालेल्या स्त्री-पुरुष आरोपींची माहिती 'अटक व खटले' प्रकरण क्र. १२ मध्ये दिलेली आहे. त्याचप्रमाणे बालगुन्हेगारांना ताब्यात घेतले बाबतची व त्यांच्या निर्गतीची माहिती 'विधिसंघर्षग्रस्त बाल' या स्वतंत्र प्रकरणात दिलेली आहे.

Immoral Traffic (Prevention) Act.

5.4.12 Cases under this Act have decreased by 30.10% during 2014 (202) as compared to 2013 (289). 24.75% of total cases have been reported from Mumbai (C) only.

Indecent Representation of Women (Prohibition) Act.

5.4.13 During 2013 and 2014, no cases have been reported under this head.

5.4.14 Abetment to commit Suicide :During 2014, 986 cases of Abetment to commit Suicide have been reported in the State, which shows 2.39% increase as compared to 2013. Highest number of cases have been reported from Mumbai (C) (380), followed by Ahmednagar (73), Pune (R) (57) and Satara (44).

Disposal of cases of Offences Against Women

5.5.1 Statewise details of disposal of such cases by police & courts are presented in the following paragraphs.

Disposal by Police

5.6.1 The crime head-wise disposal of cases of crime against women under IPC & SLL by Police during 2014 is presented in the following Table No. 29

5.6.2 During 2014 Police have disposed 66.3% of cases of crime against women.

5.6.3 During 2014, percentage of Chargesheeted cases of Crime against Women was 97.82%.

Disposal by Courts

5.7.1 The crime head-wise disposal of cases of crime against women (IPC & SLL) by courts during 2014 is presented in the following Table No. 26.

5.7.2 Disposal of cases of Crime Against Women by court is 7.82% in year 2014.

Other Details

5.8.1 The description of persons arrested for crimes against women, and their disposal by police and courts is presented in chapter 'Arrests and trials' in Chapter No.12. A similar description of Juveniles apprehended for these crimes is presented in the separate chapter on 'Juvenile in conflict with law'.

Table No 22

INCIDENCE & RATE OF CRIME AGAINST WOMEN IN DIST./COMMRS. DURING 2014

Sr. No.	UNIT	Incidence	Percentage Contribution To All-State Total	Estimated Female Population(In Lakhs)	Rate Of Total Cognizable Crimes	Rank on the Basis of Col.6	Rank on the Basis of Col.4
1	2	3	4	5	6	7	8
1	Akola	479	1.79	9.18	52.18	16	21.00
2	Amravati Rural	848	3.18	10.42	81.38	2	7.00
3	Buldhana	562	2.11	13.00	43.23	20	16.00
4	Yavatmal	1532	5.74	14.08	108.81	1	2.00
5	Washim	378	1.42	6.00	63	7	32.00
*	Amravati Range	3799	14.23	52.68	72.11		
6	Aurangabad Rural	461	1.73	11.03	41.8	23	24.00
7	Jalna	560	2.1	9.87	56.74	11	17.00
8	Beed	744	2.79	12.86	57.85	10	11.00
9	Osmanabad	321	1.2	8.28	38.77	27	33.00
*	Aurangabad Range	2086	7.81	42.04	49.62		
10	Nanded	464	1.74	16.98	27.33	37	23.00
11	Latur	646	2.42	12.29	52.56	14	13.00
12	Parbhani	488	1.83	9.30	52.47	15	19.00
13	Hingoli	207	0.78	5.95	34.79	32	37.00
*	Nanded Range	1805	6.76	44.52	40.54		
14	Kolhapur	477	1.79	19.73	24.18	39	21.00
15	Pune Rural	947	3.55	20.85	45.42	19	5.00
16	Sangli	434	1.63	14.43	30.08	36	27.00
17	Satara	658	2.47	15.54	42.34	22	12.00
18	Solapur Rural	582	2.18	16.78	34.68	33	15.00
*	Kolhapur Range	3098	11.61	87.33	35.47		
19	Bhandara	192	0.72	6.20	30.97	34	38.00
20	Chandrapur	626	2.35	11.25	55.64	12	14.00
21	Nagpur Rural	428	1.6	10.64	40.23	25	28.00
22	Wardha	390	1.46	6.59	59.18	9	30.00
*	Nagpur Range	1636	6.13	34.68	47.17		
23	Gadchiroli	83	0.31	5.54	14.98	43	43.00
24	Gondia	255	0.96	6.88	37.06	28	35.00
*	Gadchiroli Range	338	1.27	12.42	27.21		
25	Ahmednagar	822	3.08	22.90	35.9	31	8.00
26	Dhule	405	1.52	10.37	39.05	26	29.00
27	Jalgaon	898	3.36	21.15	42.46	21	6.00
28	Nasik Rural	811	3.04	22.58	35.92	30	9.00
29	Nandurbar	132	0.49	8.48	15.57	42	41.00
*	Nasik Range	3068	11.49	85.48	35.89		
30	Raigad	245	0.92	9.08	26.98	38	36.00
31	Ratnagiri	139	0.52	8.54	16.28	41	40.00
32	Sindhudurg	74	0.28	4.33	17.09	40	44.00
33	Thane Rural	447	1.67	10.82	41.31	24	26.00
34	Palghar	458	1.72	15.03	30.47	35	25.00
*	Thane Range	1363	5.11	47.80	28.51		
35	Mumbai Railway	70	0.26				45.00
36	Pune Railway	10	0.04				47.00
37	Nagpur Railway	25	0.09				46.00
*	Railway Range	105	0.39				
38	Nagpur Commr.	810	3.03	12.97	62.45	8	10.00
39	Pune Commr.	1319	4.94	26.04	50.65	17	4.00
40	Thane Commr.	1475	5.53	22.87	64.49	6	3.00
41	Mumbai Commr.	3895	14.59	58.02	67.13	4	1.00
42	Nasik Commr.	389	1.46	8.12	47.91	18	30.00
43	Aurangabad Commr.	483	1.81	7.47	64.66	5	20.00
44	Solapur Commr.	184	0.69	4.97	37.02	29	39.00
45	Navi Mumbai	529	1.98	9.66	54.76	13	18.00
46	Amravati Commr.	311	1.17	4.24	73.35	3	34.00
*	Total Commrs.	9395	35.2	154.36	60.86		
*	Total of M.S	26693	100	561.31	47.55		

Table No. 23

UNIT-WISE & HEAD-WISE CASES OF CRIME AGAINST WOMEN 2014, CRIME RATE AND PERCENTAGE CONTRIBUTION TO TOTAL M.S. DURING 2014
Incidence (I), Victims(V) & Rate (R) of Crimes Committed Against Women During 2014 (UNIT - WISE)

Sr. No.	UNIT	Estimated Mid-Year Female Population(In Lakhs)	Rape (Section 376 IPC)												
			Rape (Section 376 IPC) Total			Custodial Rape									
			I	V	R	Custodial Rape Total			Gang Rape			Other Rape			
1	2	3	4	5	6	7	8	9	10	11	12	13	14	15	
1	Akola	9.18	52	52.00	5.66	0	0.00	0	0	0.00	0	0	0	0	0
2	Amravati Rural	10.42	103	103.00	9.88	0	0.00	0	0	0.00	0	0	0	0	0
3	Buldhana	13	57	57.00	4.38	0	0.00	0	0	0.00	0	0	0	0	0
4	Yavatmal	14.08	108	108.00	7.67	0	0.00	0	0	0.00	0	0	0	0	0
5	Washim	6	33	33.00	5.5	0	0.00	0	0	0.00	0	0	0	0	0
*	Amravati Range	52.68	353	353.00	6.7	0	0.00	0	0	0.00	0	0	0	0	0
6	Aurangabad Rural	11.03	31	31.00	2.81	0	0.00	0	0	0.00	0	0	0	0	0
7	Jalna	9.87	33	33.00	3.34	0	0.00	0	0	0.00	0	0	0	0	0
8	Beed	12.86	70	72.00	5.44	0	0.00	0	0	0.00	0	0	0	0	0
9	Osmanabad	8.28	43	43.00	5.19	0	0.00	0	0	0.00	0	0	0	0	0
*	Aurangabad Range	42.04	177	179.00	4.21	0	0.00	0	0	0.00	0	0	0	0	0
10	Nanded	16.98	43	43.00	2.53	0	0.00	0	0	0.00	0	0	0	0	0
11	Latur	12.29	57	57.00	4.64	0	0.00	0	0	0.00	0	0	0	0	0
12	Parbhani	9.3	38	38.00	4.09	0	0.00	0	0	0.00	0	0	0	0	0
13	Hingoli	5.95	24	24.00	4.03	0	0.00	0	0	0.00	0	0	0	0	0
*	Nanded Range	44.52	162	162.00	3.64	0	0.00	0	0	0.00	0	0	0	0	0
14	Kolhapur	19.73	84	84.00	4.26	0	0.00	0	0	0.00	0	0	0	0	0
15	Pune Rural	20.85	147	153.00	7.05	0	0.00	0	0	0.00	0	0	0	0	0
16	Sangli	14.43	66	67.00	4.57	0	0.00	0	0	0.00	0	0	0	0	0
17	Satara	15.54	97	97.00	6.24	0	0.00	0	0	0.00	0	0	0	0	0
18	Solapur Rural	16.78	97	97.00	5.78	0	0.00	0	0	0.00	0	0	0	0	0
*	Kolhapur Range	87.33	491	498.00	5.62	0	0.00	0	0	0.00	0	0	0	0	0
19	Bhandara	6.2	28	28.00	4.52	0	0.00	0	0	0.00	0	0	0	0	0
20	Chandrapur	11.25	99	100.00	8.8	0	0.00	0	0	0.00	0	0	0	0	0
21	Nagpur Rural	10.64	65	65.00	6.11	0	0.00	0	0	0.00	0	0	0	0	0
22	Wardha	6.59	62	62.00	9.41	0	0.00	0	0	0.00	0	0	0	0	0
*	Nagpur Range	34.68	254	255.00	7.32	0	0.00	0	0	0.00	0	0	0	0	0
23	Gadchiroli	5.54	22	22.00	3.97	0	0.00	0	0	0.00	0	0	0	0	0
24	Gondia	6.88	58	58.00	8.43	0	0.00	0	0	0.00	0	0	0	0	0
*	Gadchiroli Range	12.42	80	80.00	6.44	0	0.00	0	0	0.00	0	0	0	0	0
25	Ahmednagar	22.9	103	103.00	4.5	0	0.00	0	0	0.00	0	0	0	0	0
26	Dhule	10.37	35	35.00	3.38	0	0.00	0	0	0.00	0	0	0	0	0
27	Jalgaon	21.15	66	66.00	3.12	0	0.00	0	0	0.00	0	0	0	0	0
28	Nasik Rural	22.58	87	87.00	3.85	0	0.00	0	0	0.00	0	0	0	0	0
29	Nandurbar	8.48	25	25.00	2.95	0	0.00	0	0	0.00	0	0	0	0	0
*	Nasik Range	85.48	316	316.00	3.7	0	0.00	0	0	0.00	0	0	0	0	0
30	Raigad	9.08	47	47.00	5.18	0	0.00	0	0	0.00	0	0	0	0	0
31	Ratnagiri	8.54	34	34.00	3.98	0	0.00	0	0	0.00	0	0	0	0	0
32	Sindhudurg	4.33	12	12.00	2.77	0	0.00	0	0	0.00	0	0	0	0	0
33	Thane Rural	10.82	75	75.00	6.93	0	0.00	0	0	0.00	0	0	0	0	0
34	Palghar	15.03	98	98.00	6.52	0	0.00	0	0	0.00	0	0	0	0	0
*	Thane Range	47.8	266	266.00	5.56	0	0.00	0	0	0.00	0	0	0	0	0
35	Mumbai Railway		1	1.00		0	0.00		0	0.00		0	0		
36	Pune Railway		2	2.00		0	0.00		0	0.00		0	0		
37	Nagpur Railway		3	3.00		0	0.00		0	0.00		0	0		
*	Railway Range		6	6.00		0	0.00		0	0.00		0	0		
38	Nagpur Commr.	12.97	113	114.00	8.71	0	0.00	0	0	0.00	0	0	0	0	0
39	Pune Commr.	26.04	189	189.00	7.26	0	0.00	0	0	0.00	0	0	0	0	0
40	Thane Commr.	22.87	215	218.00	9.4	0	0.00	0	0	0.00	0	0	0	0	0
41	Mumbai Commr.	58.02	607	616.00	10.46	0	0.00	0	0	0.00	0	0	0	0	0
42	Nasik Commr.	8.12	28	28.00	3.45	0	0.00	0	0	0.00	0	0	0	0	0
43	Aurangabad Commr.	7.47	27	29.00	3.61	0	0.00	0	0	0.00	0	0	0	0	0
44	Solapur Commr.	4.97	39	39.00	7.85	0	0.00	0	0	0.00	0	0	0	0	0
45	Navi Mumbai	9.66	88	88.00	9.11	0	0.00	0	0	0.00	0	0	0	0	0
46	Amravati Commr.	4.24	27	27.00	6.37	0	0.00	0	0	0.00	0	0	0	0	0
*	Total Commrs.	154.36	1333	1348.00	8.64	0	0.00	0	0	0.00	0	0	0	0	0
*	Total of M.S	561.31	3438	3463.00	6.12	0	0.00	0	0	0.00	0	0	0	0	0

तक्ता क्र. २३ (चालू)
Table No. 23 (Contd.)

Sr. No.	UNIT	Rape (Section 376 IPC) (concluded)								
		Rape other than Custodial								
		Rape other than Custodial (Total)			Gang Rape			Other Rape		
	I	V	R	I	V	R	I	V	R	
1	2	16	17	18	19	20	21	22	23	24
1	Akola	52	52	5.66	1	1	0.11	51	51	5.56
2	Amravati Rural	103	103	9.88	5	5	0.48	98	98	9.40
3	Buldhana	57	57	4.38	4	4	0.31	53	53	4.08
4	Yavatmal	108	108	7.67	8	8	0.57	100	100	7.10
5	Washim	33	33	5.50	1	1	0.17	32	32	5.33
	* Amravati Range	353	353	6.70	19	19	0.36	334	334	6.34
6	Aurangabad Rural	31	31	2.81	1	1	0.09	30	30	2.72
7	Jalna	33	33	3.34	1	1	0.10	32	32	3.24
8	Beed	70	72	5.44	3	3	0.23	67	69	5.21
9	Osmanabad	43	43	5.19	2	2	0.24	41	41	4.95
	* Aurangabad Range	177	179	4.21	7	7	0.17	170	172	4.04
10	Nanded	43	43	2.53	2	2	0.12	41	41	2.41
11	Latur	57	57	4.64	4	4	0.33	53	53	4.31
12	Parbhani	38	38	4.09	3	3	0.32	35	35	3.76
13	Hingoli	24	24	4.03	0	0	0.00	24	24	4.03
	* Nanded Range	162	162	3.64	9	9	0.20	153	153	3.44
14	Kolhapur	84	84	4.26	0	0	0.00	84	84	4.26
15	Pune Rural	147	153	7.05	1	1	0.05	146	152	7.00
16	Sangli	66	67	4.57	1	1	0.07	65	66	4.50
17	Satara	97	97	6.24	4	4	0.26	93	93	5.98
18	Solapur Rural	97	97	5.78	2	2	0.12	95	95	5.66
	* Kolhapur Range	491	498	5.62	8	8	0.09	483	490	5.53
19	Bhandara	28	28	4.52	0	0	0.00	28	28	4.52
20	Chandrapur	99	100	8.80	5	5	0.44	94	95	8.36
21	Nagpur Rural	65	65	6.11	0	0	0.00	65	65	6.11
22	Wardha	62	62	9.41	2	2	0.30	60	60	9.10
	* Nagpur Range	254	255	7.32	7	7	0.20	247	248	7.12
23	Gadchiroli	22	22	3.97	3	3	0.54	19	19	3.43
24	Gondia	58	58	8.43	4	4	0.58	54	54	7.85
	* Gadchiroli Range	80	80	6.44	7	7	0.56	73	73	5.88
25	Ahmednagar	103	103	4.50	6	6	0.26	97	97	4.24
26	Dhule	35	35	3.38	3	3	0.29	32	32	3.09
27	Jalgaon	66	66	3.12	4	4	0.19	62	62	2.93
28	Nasik Rural	87	87	3.85	5	5	0.22	82	82	3.63
29	Nandurbar	25	25	2.95	3	3	0.35	22	22	2.59
	* Nasik Range	316	316	3.70	21	21	0.25	295	295	3.45
30	Raigad	47	47	5.18	2	2	0.22	45	45	4.96
31	Ratnagiri	34	34	3.98	3	3	0.35	31	31	3.63
32	Sindhudurg	12	12	2.77	0	0	0.00	12	12	2.77
33	Thane Rural	75	75	6.93	2	2	0.18	73	73	6.75
34	Palghar	98	98	6.52	3	3	0.20	95	95	6.32
	* Thane Range	266	266	5.56	10	10	0.21	256	256	5.36
35	Mumbai Railway	1	1		0	0		1	1	
36	Pune Railway	2	2		0	0		2	2	
37	Nagpur Railway	3	3		0	0		3	3	
	* Railway Range	6	6		0	0		6	6	
38	Nagpur Commr.	113	114	8.71	4	4	0.31	109	110	8.40
39	Pune Commr.	189	189	7.26	3	3	0.12	186	186	7.14
40	Thane Commr.	215	218	9.40	3	3	0.13	212	215	9.27
41	Mumbai Commr.	607	616	10.46	16	16	0.28	591	600	10.19
42	Nasik Commr.	28	28	3.45	2	2	0.25	26	26	3.20
43	Aurangabad Commr.	27	29	3.61	2	3	0.27	25	26	3.35
44	Solapur Commr.	39	39	7.85	1	1	0.20	38	38	7.65
45	Navi Mumbai	88	88	9.11	4	4	0.41	84	84	8.70
46	Amravati Commr.	27	27	6.37	3	3	0.71	24	24	5.66
	* Total Commrs.	1333	1348	8.64	38	39	0.25	1295	1309	8.39
	* Total of M.S	3438	3463	6.12	126	127	0.22	3312	3336	5.90

तक्ता क्र. २३ (चालू)
Table No. 23 (Contd.)

Sr. No.	UNIT	Attempt to Commit Rape			Kidnapping & Abduction (Section 363,364,364A, 366 IPC) of Women								
					K & A of women (Total)			K & A (Section 363 IPC) of female			K&A in order to Murder (Section 364 IPC) of female		
		I	V	R	I	V	R	I	V	R	I	V	R
1	2	25	26	27	28	29	30	31	32	33	34	35	36
1	Akola	1	1	0.11	32	32	3.49	10	10	1.09	0	0	0.00
2	Amravati Rural	0	0	0.00	59	59	5.66	19	19	1.82	0	0	0.00
3	Buldhana	0	0	0.00	33	33	2.54	0	0	0.00	0	0	0.00
4	Yavatmal	0	0	0.00	135	135	9.59	22	22	1.56	0	0	0.00
5	Washim	0	0	0.00	22	22	3.67	8	8	1.33	0	0	0.00
	* Amravati Range	1	1	0.02	281	281	5.33	59	59	1.12	0	0	0.00
6	Aurangabad Rural	0	0	0.00	25	25	2.27	10	10	0.91	0	0	0.00
7	Jalna	0	0	0.00	31	31	3.14	2	2	0.20	0	0	0.00
8	Beed	0	0	0.00	49	49	3.81	12	12	0.93	0	0	0.00
9	Osmanabad	0	0	0.00	21	21	2.54	8	8	0.97	0	0	0.00
	* Aurangabad Range	0	0	0.00	126	126	3.00	32	32	0.76	0	0	0.00
10	Nanded	0	0	0.00	53	53	3.12	0	0	0.00	0	0	0.00
11	Latur	0	0	0.00	84	84	6.83	0	0	0.00	0	0	0.00
12	Parbhani	0	0	0.00	27	29	2.90	2	2	0.22	1	1	0.11
13	Hingoli	0	0	0.00	16	16	2.69	3	3	0.50	0	0	0.00
	* Nanded Range	0	0	0.00	180	182	4.04	5	5	0.11	1	1	0.02
14	Kolhapur	0	0	0.00	47	47	2.38	0	0	0.00	0	0	0.00
15	Pune Rural	1	1	0.05	102	102	4.89	100	100	4.80	0	0	0.00
16	Sangli	1	1	0.07	48	48	3.33	9	9	0.62	0	0	0.00
17	Satara	0	0	0.00	69	73	4.44	28	31	1.80	0	0	0.00
18	Solapur Rural	2	2	0.12	72	72	4.29	8	8	0.48	0	0	0.00
	* Kolhapur Range	4	4	0.05	338	342	3.87	145	148	1.66	0	0	0.00
19	Bhandara	0	0	0.00	18	18	2.90	11	11	1.77	0	0	0.00
20	Chandrapur	1	1	0.09	39	46	3.47	0	0	0.00	0	0	0.00
21	Nagpur Rural	0	0	0.00	34	34	3.20	13	13	1.22	0	0	0.00
22	Wardha	0	0	0.00	28	34	4.25	0	0	0.00	0	0	0.00
	* Nagpur Range	1	1	0.03	119	132	3.43	24	24	0.69	0	0	0.00
23	Gadchiroli	1	1	0.18	6	6	1.08	0	0	0.00	0	0	0.00
24	Gondia	0	0	0.00	19	19	2.76	0	0	0.00	0	0	0.00
	* Gadchiroli Range	1	1	0.08	25	25	2.01	0	0	0.00	0	0	0.00
25	Ahmednagar	1	1	0.04	85	85	3.71	16	16	0.70	0	0	0.00
26	Dhule	0	0	0.00	40	40	3.86	0	0	0.00	0	0	0.00
27	Jalgaon	0	0	0.00	76	76	3.59	0	0	0.00	0	0	0.00
28	Nasik Rural	0	0	0.00	85	85	3.76	28	28	1.24	0	0	0.00
29	Nandurbar	0	0	0.00	17	17	2.00	1	1	0.12	0	0	0.00
	* Nasik Range	1	1	0.01	303	303	3.54	45	45	0.53	0	0	0.00
30	Raigad	1	1	0.11	27	27	2.97	27	27	2.97	0	0	0.00
31	Ratnagiri	1	1	0.12	8	9	0.94	8	9	0.94	0	0	0.00
32	Sindhudurg	1	1	0.23	8	8	1.85	1	1	0.23	0	0	0.00
33	Thane Rural	0	0	0.00	36	36	3.33	29	29	2.68	0	0	0.00
34	Palghar	0	0	0.00	65	68	4.32	28	28	1.86	0	0	0.00
	* Thane Range	3	3	0.06	144	148	3.01	93	94	1.95	0	0	0.00
35	Mumbai Railway	0	0		10	10		10	10		0	0	
36	Pune Railway	0	0		2	2		2	2		0	0	
37	Nagpur Railway	0	0		2	2		0	0		0	0	
	* Railway Range	0	0		14	14		12	12		0	0	
38	Nagpur Commr.	2	2	0.15	89	101	6.86	42	45	3.24	0	0	0.00
39	Pune Commr.	0	0	0.00	124	154	4.76	55	55	2.11	0	0	0.00
40	Thane Commr.	0	0	0.00	246	246	10.76	178	178	7.78	0	0	0.00
41	Mumbai Commr.	2	2	0.03	280	334	4.83	228	268	3.93	0	0	0.00
42	Nasik Commr.	0	0	0.00	33	38	4.06	29	31	3.57	0	0	0.00
43	Aurangabad Commr.	0	0	0.00	38	38	5.09	11	11	1.47	0	0	0.00
44	Solapur Commr.	0	0	0.00	30	30	6.04	12	12	2.41	0	0	0.00
45	Navi Mumbai	0	0	0.00	63	64	6.52	62	63	6.42	0	0	0.00
46	Amravati Commr.	0	0	0.00	24	25	5.66	10	10	2.36	0	0	0.00
	* Total Commrs.	4	4	0.03	927	1030	6.01	627	673	4.06	0	0	0.00
	* Total of M.S	15	15	0.03	2457	2583	4.38	1042	1092	1.86	1	1	0.00

तक्ता क्र. २३ (चालू)

Table No. 23 (Contd.)

Sr. No.	UNIT	Kidnapping & Abduction (Section 363,364,364A, 366 IPC) of Women								
		Kidnapping for Ransom etc.(Section 364A IPC) of female			K & A of Women to compel her for marriage, etc (Section 366 IPC)			K & A (Female) Others		
		I	V	R	I	V	R	I	V	R
1	2	37	38	39	40	41	42	43	44	45
1	Akola	0	0	0.00	22	22	2.40	0	0	0.00
2	Amravati Rural	0	0	0.00	32	32	3.07	8	8	0.77
3	Buldhana	0	0	0.00	28	28	2.15	5	5	0.38
4	Yavatmal	0	0	0.00	99	99	7.03	14	14	0.99
5	Washim	0	0	0.00	14	14	2.33	0	0	0.00
*	Amravati Range	0	0	0.00	195	195	3.70	27	27	0.51
6	Aurangabad Rural	0	0	0.00	13	13	1.18	2	2	0.18
7	Jalna	3	3	0.30	26	26	2.63	0	0	0.00
8	Beed	0	0	0.00	25	25	1.94	12	12	0.93
9	Osmanabad	0	0	0.00	12	12	1.45	1	1	0.12
*	Aurangabad Range	3	3	0.07	76	76	1.81	15	15	0.36
10	Nanded	0	0	0.00	40	40	2.36	13	13	0.77
11	Latur	0	0	0.00	84	84	6.83	0	0	0.00
12	Parbhani	0	0	0.00	12	12	1.29	12	14	1.29
13	Hingoli	0	0	0.00	12	12	2.02	1	1	0.17
*	Nanded Range	0	0	0.00	148	148	3.32	26	28	0.58
14	Kolhapur	0	0	0.00	29	29	1.47	18	18	0.91
15	Pune Rural	0	0	0.00	0	0	0.00	2	2	0.10
16	Sangli	0	0	0.00	32	32	2.22	7	7	0.49
17	Satara	0	0	0.00	39	39	2.51	2	3	0.13
18	Solapur Rural	0	0	0.00	40	40	2.38	24	24	1.43
*	Kolhapur Range	0	0	0.00	140	140	1.60	53	54	0.61
19	Bhandara	0	0	0.00	6	6	0.97	1	1	0.16
20	Chandrapur	2	2	0.18	29	31	2.58	8	13	0.71
21	Nagpur Rural	0	0	0.00	21	21	1.97	0	0	0.00
22	Wardha	0	0	0.00	25	25	3.79	3	9	0.46
*	Nagpur Range	2	2	0.06	81	83	2.34	12	23	0.35
23	Gadchiroli	0	0	0.00	6	6	1.08	0	0	0.00
24	Gondia	0	0	0.00	0	0	0.00	19	19	2.76
*	Gadchiroli Range	0	0	0.00	6	6	0.48	19	19	1.53
25	Ahmednagar	0	0	0.00	51	51	2.23	18	18	0.79
26	Dhule	0	0	0.00	18	18	1.74	22	22	2.12
27	Jalgaon	0	0	0.00	76	76	3.59	0	0	0.00
28	Nasik Rural	0	0	0.00	57	57	2.52	0	0	0.00
29	Nandurbar	0	0	0.00	16	16	1.89	0	0	0.00
*	Nasik Range	0	0	0.00	218	218	2.55	40	40	0.47
30	Raigad	0	0	0.00	0	0	0.00	0	0	0.00
31	Ratnagiri	0	0	0.00	0	0	0.00	0	0	0.00
32	Sindhudurg	0	0	0.00	5	5	1.15	2	2	0.46
33	Thane Rural	1	1	0.09	2	2	0.18	4	4	0.37
34	Palghar	0	0	0.00	4	4	0.27	33	36	2.20
*	Thane Range	1	1	0.02	11	11	0.23	39	42	0.82
35	Mumbai Railway	0	0		0	0		0	0	
36	Pune Railway	0	0		0	0		0	0	
37	Nagpur Railway	0	0		0	0		2	2	
*	Railway Range	0	0		0	0		2	2	
38	Nagpur Commr.	0	0	0.00	46	55	3.55	1	1	0.08
39	Pune Commr.	0	0	0.00	47	61	1.80	22	38	0.84
40	Thane Commr.	2	2	0.09	16	16	0.70	50	50	2.19
41	Mumbai Commr.	0	0	0.00	15	15	0.26	37	51	0.64
42	Nasik Commr.	0	0	0.00	3	3	0.37	1	4	0.12
43	Aurangabad Commr.	0	0	0.00	16	16	2.14	11	11	1.47
44	Solapur Commr.	0	0	0.00	18	18	3.62	0	0	0.00
45	Navi Mumbai	0	0	0.00	0	0	0.00	1	1	0.10
46	Amravati Commr.	0	0	0.00	10	11	2.36	4	4	0.94
*	Total Commrs.	2	2	0.01	171	195	1.11	127	160	0.82
*	Total of M.S	8	8	0.01	1046	1072	1.86	360	410	0.64

तक्ता क्र. २३ (चालू)
Table No. 23 (Contd.)

Sr. No.	UNIT	Dowry Deaths (Section 304-B IPC)			Assault on Women with intent to outrage her Modesty (Section 354 IPC)					
					Assault on Women with intent to outrage her Modesty (Section 354 IPC) Total			Sexual Harassment (Section 354A IPC)		
		I	V	R	I	V	R	I	V	R
1	2	46	47	48	49	50	51	52	53	54
1	Akola	5	5	0.54	219	219	23.86	101	101	11.00
2	Amravati Rural	8	8	0.77	415	415	39.83	216	216	20.73
3	Buldhana	22	22	1.69	253	255	19.46	94	94	7.23
4	Yavatmal	12	12	0.85	466	466	33.10	58	58	4.12
5	Washim	5	5	0.83	178	178	29.67	178	178	29.67
*	Amravati Range	52	52	0.99	1531	1533	29.06	647	647	12.28
6	Aurangabad Rural	7	7	0.63	177	177	16.05	86	86	7.80
7	Jalna	13	13	1.32	185	185	18.74	155	155	15.70
8	Beed	3	3	0.23	273	273	21.23	173	173	13.45
9	Osmanabad	5	5	0.60	126	126	15.22	46	46	5.56
*	Aurangabad Range	28	28	0.67	761	761	18.10	460	460	10.94
10	Nanded	6	6	0.35	147	147	8.66	147	147	8.66
11	Latur	4	4	0.33	174	174	14.16	0	0	0.00
12	Parbhani	5	5	0.54	140	140	15.05	68	68	7.31
13	Hingoli	4	4	0.67	80	80	13.45	51	51	8.57
*	Nanded Range	19	19	0.43	541	541	12.15	266	266	5.97
14	Kolhapur	8	8	0.41	176	176	8.92	42	42	2.13
15	Pune Rural	13	13	0.62	356	364	17.07	59	67	2.83
16	Sangli	6	6	0.42	157	157	10.88	39	39	2.70
17	Satara	4	4	0.26	241	241	15.51	89	89	5.73
18	Solapur Rural	2	2	0.12	227	227	13.53	72	72	4.29
*	Kolhapur Range	33	33	0.38	1157	1165	13.25	301	309	3.45
19	Bhandara	3	3	0.48	73	73	11.77	47	47	7.58
20	Chandrapur	2	2	0.18	224	224	19.91	0	0	0.00
21	Nagpur Rural	4	4	0.38	187	187	17.58	52	52	4.89
22	Wardha	1	1	0.15	192	192	29.14	32	32	4.86
*	Nagpur Range	10	10	0.29	676	676	19.49	131	131	3.78
23	Gadchiroli	0	0	0.00	32	32	5.78	10	10	1.81
24	Gondia	6	6	0.87	113	113	16.42	113	113	16.42
*	Gadchiroli Range	6	6	0.48	145	145	11.67	123	123	9.90
25	Ahmednagar	13	13	0.57	269	269	11.75	67	67	2.93
26	Dhule	11	11	1.06	98	98	9.45	0	0	0.00
27	Jalgaon	1	1	0.05	347	347	16.41	213	213	10.07
28	Nasik Rural	17	17	0.75	224	224	9.92	171	171	7.57
29	Nandurbar	2	2	0.24	36	38	4.25	8	8	0.94
*	Nasik Range	44	44	0.51	974	976	11.39	459	459	5.37
30	Raigad	2	2	0.22	99	99	10.90	42	42	4.63
31	Ratnagiri	0	0	0.00	59	59	6.91	19	19	2.22
32	Sindhudurg	0	0	0.00	42	42	9.70	29	29	6.70
33	Thane Rural	3	3	0.28	165	165	15.25	29	29	2.68
34	Palghar	1	1	0.07	183	191	12.18	28	31	1.86
*	Thane Range	6	6	0.13	548	556	11.46	147	150	3.08
35	Mumbai Railway	0	0		55	55		20	20	
36	Pune Railway	1	1		5	5		1	1	
37	Nagpur Railway	0	0		20	20		0	0	
*	Railway Range	1	1		80	80		21	21	
38	Nagpur Commr.	10	10	0.77	279	279	21.51	197	197	15.19
39	Pune Commr.	20	20	0.77	454	459	17.43	110	112	4.22
40	Thane Commr.	13	13	0.57	559	559	24.44	309	309	13.51
41	Mumbai Commr.	22	22	0.38	1626	1637	28.02	650	650	11.20
42	Nasik Commr.	3	3	0.37	101	102	12.44	47	47	5.79
43	Aurangabad Commr.	2	2	0.27	227	227	30.39	110	110	14.73
44	Solapur Commr.	3	3	0.60	52	52	10.46	20	20	4.02
45	Navi Mumbai	6	6	0.62	158	158	16.36	30	30	3.11
46	Amravati Commr.	1	1	0.24	132	132	31.13	24	24	5.66
*	Total Commrs.	80	80	0.52	3588	3605	23.24	1497	1499	9.70
*	Total of M.S	279	279	0.50	10001	10038	17.82	4052	4065	7.22

तक्ता क्र. २३ (चालू)

Table No. 23 (Contd.)

Sr. No.	UNIT	Assault on Women with intent to outrage her Modesty (Section 354 IPC)											
		Assault or use of criminal force to women with intent to Disrobe (Section 354B IPC)			Voyeurism (Section 354C IPC)			Stalking (Section 354D IPC)			Others		
		I	V	R	I	V	R	I	V	R	I	V	R
1	2	55	56	57	58	59	60	61	62	63	64	65	66
1	Akola	2	2	0.22	15	15	1.63	19	19	2.07	82	82	8.93
2	Amravati Rural	16	16	1.54	6	6	0.58	77	77	7.39	100	100	9.60
3	Buldhana	10	10	0.77	1	1	0.08	13	13	1.00	135	137	10.38
4	Yavatmal	28	28	1.99	1	1	0.07	13	13	0.92	366	366	25.99
5	Washim	0	0	0.00	0	0	0.00	0	0	0.00	0	0	0.00
*	Amravati Range	56	56	1.06	23	23	0.44	122	122	2.32	683	685	12.97
6	Aurangabad Rural	13	13	1.18	0	0	0.00	4	4	0.36	74	74	6.71
7	Jalna	0	0	0.00	0	0	0.00	0	0	0.00	30	30	3.04
8	Beed	12	12	0.93	2	2	0.16	13	13	1.01	73	73	5.68
9	Osmanabad	6	6	0.72	1	1	0.12	10	10	1.21	63	63	7.61
*	Aurangabad Range	31	31	0.74	3	3	0.07	27	27	0.64	240	240	5.71
10	Nanded	0	0	0.00	0	0	0.00	0	0	0.00	0	0	0.00
11	Latur	0	0	0.00	0	0	0.00	0	0	0.00	174	174	14.16
12	Parbhani	6	6	0.65	0	0	0.00	8	8	0.86	58	58	6.24
13	Hingoli	3	3	0.50	0	0	0.00	8	8	1.34	18	18	3.03
*	Nanded Range	9	9	0.20	0	0	0.00	16	16	0.36	250	250	5.62
14	Kolhapur	7	7	0.35	6	6	0.30	33	33	1.67	88	88	4.46
15	Pune Rural	13	13	0.62	1	1	0.05	38	38	1.82	245	245	11.75
16	Sangli	3	3	0.21	1	1	0.07	8	8	0.55	106	106	7.35
17	Satara	6	6	0.39	3	3	0.19	34	34	2.19	109	109	7.01
18	Solapur Rural	24	24	1.43	1	1	0.06	22	22	1.31	108	108	6.44
*	Kolhapur Range	53	53	0.61	12	12	0.14	135	135	1.55	656	656	7.51
19	Bhandara	3	3	0.48	1	1	0.16	8	8	1.29	14	14	2.26
20	Chandrapur	0	0	0.00	0	0	0.00	0	0	0.00	224	224	19.91
21	Nagpur Rural	5	5	0.47	2	2	0.19	9	9	0.85	119	119	11.18
22	Wardha	2	2	0.30	0	0	0.00	6	6	0.91	152	152	23.07
*	Nagpur Range	10	10	0.29	3	3	0.09	23	23	0.66	509	509	14.68
23	Gadchiroli	1	1	0.18	0	0	0.00	0	0	0.00	21	21	3.79
24	Gondia	0	0	0.00	0	0	0.00	0	0	0.00	0	0	0.00
*	Gadchiroli Range	1	1	0.08	0	0	0.00	0	0	0.00	21	21	1.69
25	Ahmednagar	2	2	0.09	0	0	0.00	3	3	0.13	197	197	8.60
26	Dhule	3	3	0.29	0	0	0.00	0	0	0.00	95	95	9.16
27	Jalgaon	0	0	0.00	17	17	0.80	0	0	0.00	117	117	5.53
28	Nasik Rural	2	2	0.09	1	1	0.04	11	11	0.49	39	39	1.73
29	Nandurbar	8	8	0.94	0	0	0.00	4	4	0.47	16	18	1.89
*	Nasik Range	15	15	0.18	18	18	0.21	18	18	0.21	464	466	5.43
30	Raigad	2	2	0.22	0	0	0.00	10	10	1.10	45	45	4.96
31	Ratnagiri	0	0	0.00	0	0	0.00	16	16	1.87	24	24	2.81
32	Sindhudurg	2	2	0.46	0	0	0.00	11	11	2.54	0	0	0.00
33	Thane Rural	7	7	0.65	4	4	0.37	15	15	1.39	110	110	10.17
34	Palghar	6	6	0.40	3	3	0.20	9	9	0.60	137	142	9.12
*	Thane Range	17	17	0.36	7	7	0.15	61	61	1.28	316	321	6.61
35	Mumbai Railway	0	0		0	0		7	7		28	28	
36	Pune Railway	0	0		0	0		0	0		4	4	
37	Nagpur Railway	0	0		0	0		0	0		20	20	
*	Railway Range	0	0		0	0		7	7		52	52	
38	Nagpur Commr.	11	11	0.85	4	4	0.31	53	53	4.09	14	14	1.08
39	Pune Commr.	6	6	0.23	2	2	0.08	38	38	1.46	298	301	11.44
40	Thane Commr.	8	8	0.35	13	13	0.57	52	52	2.27	177	177	7.74
41	Mumbai Commr.	49	50	0.84	14	14	0.24	129	129	2.22	784	794	13.51
42	Nasik Commr.	15	15	1.85	0	0	0.00	7	7	0.86	32	33	3.94
43	Aurangabad Commr.	17	17	2.28	2	2	0.27	65	65	8.70	33	33	4.42
44	Solapur Commr.	2	2	0.40	0	0	0.00	5	5	1.01	25	25	5.03
45	Navi Mumbai	9	9	0.93	3	3	0.31	24	24	2.48	92	92	9.52
46	Amravati Commr.	0	0	0.00	1	1	0.24	15	15	3.54	92	92	21.70
*	Total Commrs.	117	118	0.76	39	39	0.25	388	388	2.51	1547	1561	10.02
*	Total of M.S	309	310	0.55	105	105	0.19	797	797	1.42	4738	4761	8.44

तक्ता क्र. २३ (चालू)

Table No. 23 (Contd.)

Sr. No.	UNIT	Insult to the Modesty of Women (Section 509 IPC)											
		Insult to the Modesty of Women (Section 509 IPC) Total			At Office premises			Other places related to work			In Public Transport system		
		I	V	R	I	V	R	I	V	R	I	V	R
1	2	67	68	69	70	71	72	73	74	75	76	77	78
1	Akola	20	20	2.18	0	0	0.00	0	0	0.00	0	0	0
2	Amravati Rural	17	17	1.63	0	0	0.00	0	0	0.00	0	0	0
3	Buldhana	36	37	2.77	0	0	0.00	6	6	0.46	0	0	0
4	Yavatmal	504	504	35.80	0	0	0.00	0	0	0.00	0	0	0
5	Washim	11	11	1.83	0	0	0.00	0	0	0.00	0	0	0
*	Amravati Range	588	589	11.16	0	0	0.00	6	6	0.11	0	0	0
6	Aurangabad Rural	3	3	0.27	0	0	0.00	0	0	0.00	0	0	0
7	Jalna	8	8	0.81	2	2	0.20	4	4	0.41	0	0	0
8	Beed	1	1	0.08	0	0	0.00	0	0	0.00	0	0	0
9	Osmanabad	5	5	0.60	0	0	0.00	0	0	0.00	0	0	0
*	Aurangabad Range	17	17	0.40	2	2	0.05	4	4	0.10	0	0	0
10	Nanded	3	3	0.18	0	0	0.00	0	0	0.00	0	0	0
11	Latur	2	2	0.16	0	0	0.00	0	0	0.00	0	0	0
12	Parbhani	2	2	0.22	0	0	0.00	0	0	0.00	0	0	0
13	Hingoli	0	0	0.00	0	0	0.00	0	0	0.00	0	0	0
*	Nanded Range	7	7	0.16	0	0	0.00	0	0	0.00	0	0	0
14	Kolhapur	7	7	0.35	0	0	0.00	0	0	0.00	0	0	0
15	Pune Rural	48	48	2.30	0	0	0.00	0	0	0.00	0	0	0
16	Sangli	5	5	0.35	0	0	0.00	0	0	0.00	0	0	0
17	Satara	12	12	0.77	0	0	0.00	0	0	0.00	0	0	0
18	Solapur Rural	23	23	1.37	0	0	0.00	0	0	0.00	0	0	0
*	Kolhapur Range	95	95	1.09	0	0	0.00	0	0	0.00	0	0	0
19	Bhandara	14	14	2.26	0	0	0.00	0	0	0.00	0	0	0
20	Chandrapur	28	28	2.49	0	0	0.00	0	0	0.00	0	0	0
21	Nagpur Rural	25	25	2.35	0	0	0.00	0	0	0.00	0	0	0
22	Wardha	8	8	1.21	0	0	0.00	0	0	0.00	0	0	0
*	Nagpur Range	75	75	2.16	0	0	0.00	0	0	0.00	0	0	0
23	Gadchiroli	2	2	0.36	0	0	0.00	0	0	0.00	0	0	0
24	Gondia	3	3	0.44	0	0	0.00	0	0	0.00	0	0	0
*	Gadchiroli Range	5	5	0.40	0	0	0.00	0	0	0.00	0	0	0
25	Ahmednagar	8	8	0.35	0	0	0.00	0	0	0.00	0	0	0
26	Dhule	5	5	0.48	0	0	0.00	0	0	0.00	0	0	0
27	Jalgaon	34	34	1.61	0	0	0.00	0	0	0.00	0	0	0
28	Nasik Rural	5	5	0.22	0	0	0.00	3	3	0.13	0	0	0
29	Nandurbar	4	4	0.47	0	0	0.00	0	0	0.00	0	0	0
*	Nasik Range	56	56	0.66	0	0	0.00	3	3	0.04	0	0	0
30	Raigad	15	15	1.65	0	0	0.00	0	0	0.00	0	0	0
31	Ratnagiri	10	10	1.17	0	0	0.00	0	0	0.00	0	0	0
32	Sindhudurg	7	7	1.62	0	0	0.00	0	0	0.00	1	1	0.23
33	Thane Rural	39	39	3.60	0	0	0.00	0	0	0.00	0	0	0
34	Palghar	22	22	1.46	0	0	0.00	0	0	0.00	0	0	0
*	Thane Range	93	93	1.95	0	0	0.00	0	0	0.00	1	1	0.02
35	Mumbai Railway	4	4		0	0		0	0		4	4	
36	Pune Railway	0	0		0	0		0	0		0	0	
37	Nagpur Railway	0	0		0	0		0	0		0	0	
*	Railway Range	4	4		0	0		0	0		4	4	
38	Nagpur Commr.	25	25	1.93	0	0	0.00	0	0	0.00	0	0	0
39	Pune Commr.	98	98	3.76	0	0	0.00	6	6	0.23	0	0	0
40	Thane Commr.	73	73	3.19	3	3	0.13	6	6	0.26	0	0	0
41	Mumbai Commr.	363	369	6.26	4	4	0.07	23	23	0.40	1	1	0.02
42	Nasik Commr.	3	3	0.37	0	0	0.00	0	0	0.00	0	0	0
43	Aurangabad Commr.	5	5	0.67	0	0	0.00	0	0	0.00	0	0	0
44	Solapur Commr.	7	7	1.41	0	0	0.00	0	0	0.00	0	0	0
45	Navi Mumbai	49	49	5.07	1	1	0.10	0	0	0.00	2	2	0.21
46	Amravati Commr.	12	12	2.83	0	0	0.00	0	0	0.00	0	0	0
*	Total Commrs.	635	641	4.11	8	8	0.05	35	35	0.23	3	3	0.02
*	Total of M.S	1575	1582	2.81	10	10	0.02	48	48	0.09	8	8	0.01

तक्ता क्र. २३ (चालू)

Table No. 23 (Contd.)

Sr. No.	UNIT	Insult to the Modesty of Women (Section 509 IPC)			Cruelty by Husband and Relatives (Section 498-A IPC)			Importation of Girls From Foreign Country (Section 366-B IPC) upto 21 years		
		Places other than previous columns			I	V	R	I	V	R
		I	V	R						
1	2	79	80	81	82	83	84	85	86	87
1	Akola	20	20	2.18	136	136	14.81	0	0	0.00
2	Amravati Rural	17	17	1.63	213	213	20.44	0	0	0.00
3	Buldhana	30	31	2.31	152	152	11.69	0	0	0.00
4	Yavatmal	504	504	35.80	301	301	21.38	0	0	0.00
5	Washim	11	11	1.83	113	113	18.83	0	0	0.00
*	Amravati Range	582	583	11.05	915	915	17.37	0	0	0.00
6	Aurangabad Rural	3	3	0.27	218	218	19.76	0	0	0.00
7	Jalna	2	2	0.20	289	289	29.28	0	0	0.00
8	Beed	1	1	0.08	316	316	24.57	0	0	0.00
9	Osmanabad	5	5	0.60	117	117	14.13	0	0	0.00
*	Aurangabad Range	11	11	0.26	940	940	22.36	0	0	0.00
10	Nanded	3	3	0.18	180	180	10.60	0	0	0.00
11	Latur	2	2	0.16	323	323	26.28	0	0	0.00
12	Parbhani	2	2	0.22	251	251	26.99	0	0	0.00
13	Hingoli	0	0	0.00	83	83	13.95	0	0	0.00
*	Nanded Range	7	7	0.16	837	837	18.80	0	0	0.00
14	Kolhapur	7	7	0.35	150	150	7.60	0	0	0.00
15	Pune Rural	48	48	2.30	219	219	10.50	0	0	0.00
16	Sangli	5	5	0.35	108	108	7.48	0	0	0.00
17	Satara	12	12	0.77	188	188	12.10	0	0	0.00
18	Solapur Rural	23	23	1.37	122	122	7.27	0	0	0.00
*	Kolhapur Range	95	95	1.09	787	787	9.01	0	0	0.00
19	Bhandara	14	14	2.26	40	40	6.45	0	0	0.00
20	Chandrapur	28	28	2.49	203	203	18.04	0	0	0.00
21	Nagpur Rural	25	25	2.35	85	85	7.99	0	0	0.00
22	Wardha	8	8	1.21	98	98	14.87	0	0	0.00
*	Nagpur Range	75	75	2.16	426	426	12.28	0	0	0.00
23	Gadchiroli	2	2	0.36	16	16	2.89	0	0	0.00
24	Gondia	3	3	0.44	46	46	6.69	0	0	0.00
*	Gadchiroli Range	5	5	0.40	62	62	4.99	0	0	0.00
25	Ahmednagar	8	8	0.35	264	264	11.53	0	0	0.00
26	Dhule	5	5	0.48	207	207	19.96	0	0	0.00
27	Jalgaon	34	34	1.61	374	374	17.68	0	0	0.00
28	Nasik Rural	2	2	0.09	383	383	16.96	0	0	0.00
29	Nandurbar	4	4	0.47	47	47	5.54	0	0	0.00
*	Nasik Range	53	53	0.62	1275	1275	14.92	0	0	0.00
30	Raigad	15	15	1.65	54	54	5.95	0	0	0.00
31	Ratnagiri	10	10	1.17	26	26	3.04	0	0	0.00
32	Sindhudurg	6	6	1.39	4	4	0.92	0	0	0.00
33	Thane Rural	39	39	3.60	103	103	9.52	0	0	0.00
34	Palghar	22	22	1.46	73	73	4.86	0	0	0.00
*	Thane Range	92	92	1.92	260	260	5.44	0	0	0.00
35	Mumbai Railway	0	0		0	0		0	0	
36	Pune Railway	0	0		0	0		0	0	
37	Nagpur Railway	0	0		0	0		0	0	
*	Railway Range	0	0		0	0		0	0	
38	Nagpur Commr.	25	25	1.93	234	234	18.04	0	0	0.00
39	Pune Commr.	92	92	3.53	391	391	15.02	0	0	0.00
40	Thane Commr.	64	64	2.80	351	351	15.35	0	0	0.00
41	Mumbai Commr.	335	341	5.77	563	563	9.70	0	0	0.00
42	Nasik Commr.	3	3	0.37	200	200	24.63	1	1	0.12
43	Aurangabad Commr.	5	5	0.67	164	164	21.95	0	0	0.00
44	Solapur Commr.	7	7	1.41	52	52	10.46	0	0	0.00
45	Navi Mumbai	46	46	4.76	131	131	13.56	0	0	0.00
46	Amravati Commr.	12	12	2.83	108	108	25.47	0	0	0.00
*	Total Commrs.	589	595	3.82	2194	2194	14.21	1	1	0.01
*	Total of M.S	1509	1516	2.69	7696	7696	13.71	1	1	0.00

तक्ता क्र. २३ (चालू)
Table No. 23 (Contd.)

Sr. No.	UNIT	Abetment of Suicide of Women(Sec 306 IPC)			Dowry Prohibition Act, 1961			Indecent Representation Of Women (Prohibition) Act, 1986		
		I	V	R	I	V	R	I	V	R
1	2	88	89	90	91	92	93	94	95	96
1	Akola	13	13	1.42	1	1	0.11	0	0	0.00
2	Amravati Rural	25	25	2.40	8	8	0.77	0	0	0.00
3	Buldhana	9	9	0.69	0	0	0.00	0	0	0.00
4	Yavatmal	0	0	0.00	3	3	0.21	0	0	0.00
5	Washim	15	15	2.50	1	1	0.17	0	0	0.00
*	Amravati Range	62	62	1.18	13	13	0.25	0	0	0.00
6	Aurangabad Rural	0	0	0.00	0	0	0.00	0	0	0.00
7	Jalna	0	0	0.00	0	0	0.00	0	0	0.00
8	Beed	31	31	2.41	0	0	0.00	0	0	0.00
9	Osmanabad	1	1	0.12	0	0	0.00	0	0	0.00
*	Aurangabad Range	32	32	0.76	0	0	0.00	0	0	0.00
10	Nanded	32	32	1.88	0	0	0.00	0	0	0.00
11	Latur	0	0	0.00	0	0	0.00	0	0	0.00
12	Parbhani	25	25	2.69	0	0	0.00	0	0	0.00
13	Hingoli	0	0	0.00	0	0	0.00	0	0	0.00
*	Nanded Range	57	57	1.28	0	0	0.00	0	0	0.00
14	Kolhapur	0	0	0.00	0	0	0.00	0	0	0.00
15	Pune Rural	57	57	2.73	0	0	0.00	0	0	0.00
16	Sangli	40	40	2.77	0	0	0.00	0	0	0.00
17	Satara	44	44	2.83	0	0	0.00	0	0	0.00
18	Solapur Rural	37	37	2.21	0	0	0.00	0	0	0.00
*	Kolhapur Range	178	178	2.04	0	0	0.00	0	0	0.00
19	Bhandara	11	11	1.77	5	5	0.81	0	0	0.00
20	Chandrapur	23	23	2.04	6	6	0.53	0	0	0.00
21	Nagpur Rural	20	20	1.88	7	7	0.66	0	0	0.00
22	Wardha	0	0	0.00	1	1	0.15	0	0	0.00
*	Nagpur Range	54	54	1.56	19	19	0.55	0	0	0.00
23	Gadchiroli	4	4	0.72	0	0	0.00	0	0	0.00
24	Gondia	10	10	1.45	0	0	0.00	0	0	0.00
*	Gadchiroli Range	14	14	1.13	0	0	0.00	0	0	0.00
25	Ahmednagar	73	73	3.19	0	0	0.00	0	0	0.00
26	Dhule	7	7	0.68	0	0	0.00	0	0	0.00
27	Jalgaon	0	0	0.00	0	0	0.00	0	0	0.00
28	Nasik Rural	10	10	0.44	0	0	0.00	0	0	0.00
29	Nandurbar	0	0	0.00	0	0	0.00	0	0	0.00
*	Nasik Range	90	90	1.05	0	0	0.00	0	0	0.00
30	Raigad	0	0	0.00	0	0	0.00	0	0	0.00
31	Ratnagiri	1	1	0.12	0	0	0.00	0	0	0.00
32	Sindhudurg	0	0	0.00	0	0	0.00	0	0	0.00
33	Thane Rural	11	11	1.02	0	0	0.00	0	0	0.00
34	Palghar	16	16	1.06	0	0	0.00	0	0	0.00
*	Thane Range	28	28	0.59	0	0	0.00	0	0	0.00
35	Mumbai Railway	0	0		0	0		0	0	
36	Pune Railway	0	0		0	0		0	0	
37	Nagpur Railway	0	0		0	0		0	0	
*	Railway Range	0	0		0	0		0	0	
38	Nagpur Commr.	30	30	2.31	4	4	0.31	0	0	0.00
39	Pune Commr.	5	5	0.19	0	0	0.00	0	0	0.00
40	Thane Commr.	5	5	0.22	0	0	0.00	0	0	0.00
41	Mumbai Commr.	380	380	6.55	2	2	0.03	0	0	0.00
42	Nasik Commr.	18	18	2.22	0	0	0.00	0	0	0.00
43	Aurangabad Commr.	15	15	2.01	0	0	0.00	0	0	0.00
44	Solapur Commr.	0	0	0.00	0	0	0.00	0	0	0.00
45	Navi Mumbai	11	11	1.14	1	1	0.10	0	0	0.00
46	Amravati Commr.	7	7	1.65	0	0	0.00	0	0	0.00
*	Total Commrs.	471	471	3.05	7	7	0.05	0	0	0.00
*	Total of M.S	986	986	1.76	39	39	0.07	0	0	0.00

तक्ता क्र. २३ (चालू)

Table No. 23 (Contd.)

Sr. No.	UNIT	Commission of Sati Prevention Act 1987			Protection Of Women From Domestic Violence Act, 2005			Immoral Traffic (Prevention) Act Total		
		I	V	R	I	V	R	I	V	R
1	2	97	98	99	100	101	102	103	104	105
1	Akola	0	0	0.00	0	0	0.00	0	0	0.00
2	Amravati Rural	0	0	0.00	0	0	0.00	0	0	0.00
3	Buldhana	0	0	0.00	0	0	0.00	0	0	0.00
4	Yavatmal	0	0	0.00	0	0	0.00	3	3	0.21
5	Washim	0	0	0.00	0	0	0.00	0	0	0.00
*	Amravati Range	0	0	0.00	0	0	0.00	3	3	0.06
6	Aurangabad Rural	0	0	0.00	0	0	0.00	0	0	0.00
7	Jalna	0	0	0.00	0	0	0.00	1	1	0.10
8	Beed	0	0	0.00	0	0	0.00	1	3	0.08
9	Osmanabad	0	0	0.00	2	2	0.24	1	5	0.12
*	Aurangabad Range	0	0	0.00	2	2	0.05	3	9	0.07
10	Nanded	0	0	0.00	0	0	0.00	0	0	0.00
11	Latur	0	0	0.00	0	0	0.00	2	5	0.16
12	Parbhani	0	0	0.00	0	0	0.00	0	0	0.00
13	Hingoli	0	0	0.00	0	0	0.00	0	0	0.00
*	Nanded Range	0	0	0.00	0	0	0.00	2	5	0.04
14	Kolhapur	0	0	0.00	0	0	0.00	5	10	0.25
15	Pune Rural	0	0	0.00	0	0	0.00	4	11	0.19
16	Sangli	0	0	0.00	0	0	0.00	3	3	0.21
17	Satara	0	0	0.00	0	0	0.00	3	3	0.19
18	Solapur Rural	0	0	0.00	0	0	0.00	0	0	0.00
*	Kolhapur Range	0	0	0.00	0	0	0.00	15	27	0.17
19	Bhandara	0	0	0.00	0	0	0.00	0	0	0.00
20	Chandrapur	0	0	0.00	0	0	0.00	1	3	0.09
21	Nagpur Rural	0	0	0.00	0	0	0.00	1	1	0.09
22	Wardha	0	0	0.00	0	0	0.00	0	0	0.00
*	Nagpur Range	0	0	0.00	0	0	0.00	2	4	0.06
23	Gadchiroli	0	0	0.00	0	0	0.00	0	0	0.00
24	Gondia	0	0	0.00	0	0	0.00	0	0	0.00
*	Gadchiroli Range	0	0	0.00	0	0	0.00	0	0	0.00
25	Ahmednagar	0	0	0.00	2	2	0.09	4	5	0.17
26	Dhule	0	0	0.00	0	0	0.00	2	2	0.19
27	Jalgaon	0	0	0.00	0	0	0.00	0	0	0.00
28	Nasik Rural	0	0	0.00	0	0	0.00	0	0	0.00
29	Nandurbar	0	0	0.00	0	0	0.00	1	1	0.12
*	Nasik Range	0	0	0.00	2	2	0.02	7	8	0.08
30	Raigad	0	0	0.00	0	0	0.00	0	0	0.00
31	Ratnagiri	0	0	0.00	0	0	0.00	0	0	0.00
32	Sindhudurg	0	0	0.00	0	0	0.00	0	0	0.00
33	Thane Rural	0	0	0.00	0	0	0.00	15	15	1.39
34	Palghar	0	0	0.00	0	0	0.00	0	0	0.00
*	Thane Range	0	0	0.00	0	0	0.00	15	15	0.31
35	Mumbai Railway	0	0		0	0		0	0	
36	Pune Railway	0	0		0	0		0	0	
37	Nagpur Railway	0	0		0	0		0	0	
*	Railway Range	0	0		0	0		0	0	
38	Nagpur Commr.	0	0	0.00	0	0	0.00	24	24	1.85
39	Pune Commr.	0	0	0.00	0	0	0.00	38	42	1.46
40	Thane Commr.	0	0	0.00	0	0	0.00	13	32	0.57
41	Mumbai Commr.	0	0	0.00	0	0	0.00	50	87	0.86
42	Nasik Commr.	0	0	0.00	0	0	0.00	2	2	0.25
43	Aurangabad Commr.	0	0	0.00	0	0	0.00	5	5	0.67
44	Solapur Commr.	0	0	0.00	0	0	0.00	1	1	0.20
45	Navi Mumbai	0	0	0.00	0	0	0.00	22	63	2.28
46	Amravati Commr.	0	0	0.00	0	0	0.00	0	0	0.00
*	Total Comms.	0	0	0.00	0	0	0.00	155	256	1.00
*	Total of M.S	0	0	0.00	4	4	0.01	202	327	0.36

तक्ता क्र. २३ (चालू)
Table No. 23 (Contd.)

Sr. No.	UNIT	Immoral Traffic (Prevention) Act Total								
		Under Section 5			Under Section 6			Under Section 7		
		I	V	R	I	V	R	I	V	R
1	2	106	107	108	109	110	111	112	113	114
1	Akola	0	0	0.00	0	0	0.00	0	0	0.00
2	Amravati Rural	0	0	0.00	0	0	0.00	0	0	0.00
3	Buldhana	0	0	0.00	0	0	0.00	0	0	0.00
4	Yavatmal	0	0	0.00	0	0	0.00	0	0	0.00
5	Washim	0	0	0.00	0	0	0.00	0	0	0.00
*	Amravati Range	0	0	0.00	0	0	0.00	0	0	0.00
6	Aurangabad Rural	0	0	0.00	0	0	0.00	0	0	0.00
7	Jalna	0	0	0.00	0	0	0.00	0	0	0.00
8	Beed	0	0	0.00	1	3	0.08	0	0	0.00
9	Osmanabad	1	5	0.12	0	0	0.00	0	0	0.00
*	Aurangabad Range	1	5	0.02	1	3	0.02	0	0	0.00
10	Nanded	0	0	0.00	0	0	0.00	0	0	0.00
11	Latur	0	0	0.00	0	0	0.00	2	5	0.16
12	Parbhani	0	0	0.00	0	0	0.00	0	0	0.00
13	Hingoli	0	0	0.00	0	0	0.00	0	0	0.00
*	Nanded Range	0	0	0.00	0	0	0.00	2	5	0.04
14	Kolhapur	0	0	0.00	0	0	0.00	0	0	0.00
15	Pune Rural	4	11	0.19	0	0	0.00	0	0	0.00
16	Sangli	0	0	0.00	0	0	0.00	0	0	0.00
17	Satara	1	1	0.06	0	0	0.00	0	0	0.00
18	Solapur Rural	0	0	0.00	0	0	0.00	0	0	0.00
*	Kolhapur Range	5	12	0.06	0	0	0.00	0	0	0.00
19	Bhandara	0	0	0.00	0	0	0.00	0	0	0.00
20	Chandrapur	0	0	0.00	0	0	0.00	0	0	0.00
21	Nagpur Rural	0	0	0.00	0	0	0.00	1	1	0.09
22	Wardha	0	0	0.00	0	0	0.00	0	0	0.00
*	Nagpur Range	0	0	0.00	0	0	0.00	1	1	0.03
23	Gadchiroli	0	0	0.00	0	0	0.00	0	0	0.00
24	Gondia	0	0	0.00	0	0	0.00	0	0	0.00
*	Gadchiroli Range	0	0	0.00	0	0	0.00	0	0	0.00
25	Ahmednagar	4	5	0.17	0	0	0.00	0	0	0.00
26	Dhule	0	0	0.00	1	1	0.10	1	1	0.10
27	Jalgaon	0	0	0.00	0	0	0.00	0	0	0.00
28	Nasik Rural	0	0	0.00	0	0	0.00	0	0	0.00
29	Nandurbar	0	0	0.00	0	0	0.00	0	0	0.00
*	Nasik Range	4	5	0.05	1	1	0.01	1	1	0.01
30	Raigad	0	0	0.00	0	0	0.00	0	0	0.00
31	Ratnagiri	0	0	0.00	0	0	0.00	0	0	0.00
32	Sindhudurg	0	0	0.00	0	0	0.00	0	0	0.00
33	Thane Rural	7	7	0.65	0	0	0.00	0	0	0.00
34	Palghar	0	0	0.00	0	0	0.00	0	0	0.00
*	Thane Range	7	7	0.15	0	0	0.00	0	0	0.00
35	Mumbai Railway	0	0		0	0		0	0	
36	Pune Railway	0	0		0	0		0	0	
37	Nagpur Railway	0	0		0	0		0	0	
*	Railway Range	0	0		0	0		0	0	
38	Nagpur Commr.	6	6	0.46	0	0	0.00	18	18	1.39
39	Pune Commr.	17	21	0.65	0	0	0.00	0	0	0.00
40	Thane Commr.	5	19	0.22	2	2	0.09	1	1	0.04
41	Mumbai Commr.	13	26	0.22	1	16	0.02	5	5	0.09
42	Nasik Commr.	1	1	0.12	0	0	0.00	0	0	0.00
43	Aurangabad Commr.	5	5	0.67	0	0	0.00	0	0	0.00
44	Solapur Commr.	0	0	0.00	0	0	0.00	0	0	0.00
45	Navi Mumbai	15	42	1.55	0	0	0.00	5	19	0.52
46	Amravati Commr.	0	0	0.00	0	0	0.00	0	0	0.00
*	Total Commrs.	62	120	0.40	3	18	0.02	29	43	0.19
*	Total of M.S	79	149	0.14	5	22	0.01	33	50	0.06

तक्ता क्र. २३ (पुर्ण)
Table No. 23 (Concluded)

Sr. No.	UNIT	Immoral Traffic (Prevention) Act Total			Others			Total Crimes against women ((IPC+SLL)		
		Under Section 8			I	V	R	I	V	R
		I	V	R						
1	2	115	116	117	118	119	120	121	122	123
1	Akola	0	0	0.00	0	0	0.00	479	479	52.18
2	Amravati Rural	0	0	0.00	0	0	0.00	848	848	81.38
3	Buldhana	0	0	0.00	0	0	0.00	562	565	43.23
4	Yavatmal	0	0	0.00	3	3	0.21	1532	1532	108.81
5	Washim	0	0	0.00	0	0	0.00	378	378	63.00
*	Amravati Range	0	0	0.00	3	3	0.06	3799	3802	72.11
6	Aurangabad Rural	0	0	0.00	0	0	0.00	461	461	41.80
7	Jalna	0	0	0.00	1	1	0.10	560	560	56.74
8	Beed	0	0	0.00	0	0	0.00	744	748	57.85
9	Osmanabad	0	0	0.00	0	0	0.00	321	325	38.77
*	Aurangabad Range	0	0	0.00	1	1	0.02	2086	2094	49.62
10	Nanded	0	0	0.00	0	0	0.00	464	464	27.33
11	Latur	0	0	0.00	0	0	0.00	646	649	52.56
12	Parbhani	0	0	0.00	0	0	0.00	488	490	52.47
13	Hingoli	0	0	0.00	0	0	0.00	207	207	34.79
*	Nanded Range	0	0	0.00	0	0	0.00	1805	1810	40.54
14	Kolhapur	0	0	0.00	5	10	0.25	477	482	24.18
15	Pune Rural	0	0	0.00	0	0	0.00	947	968	45.42
16	Sangli	1	1	0.07	2	2	0.14	434	435	30.08
17	Satara	1	1	0.06	1	1	0.06	658	662	42.34
18	Solapur Rural	0	0	0.00	0	0	0.00	582	582	34.68
*	Kolhapur Range	2	2	0.02	8	13	0.09	3098	3129	35.47
19	Bhandara	0	0	0.00	0	0	0.00	192	192	30.97
20	Chandrapur	0	0	0.00	1	3	0.09	626	636	55.64
21	Nagpur Rural	0	0	0.00	0	0	0.00	428	428	40.23
22	Wardha	0	0	0.00	0	0	0.00	390	396	59.18
*	Nagpur Range	0	0	0.00	1	3	0.03	1636	1652	47.17
23	Gadchiroli	0	0	0.00	0	0	0.00	83	83	14.98
24	Gondia	0	0	0.00	0	0	0.00	255	255	37.06
*	Gadchiroli Range	0	0	0.00	0	0	0.00	338	338	27.21
25	Ahmednagar	0	0	0.00	0	0	0.00	822	823	35.90
26	Dhule	0	0	0.00	0	0	0.00	405	405	39.05
27	Jalgaon	0	0	0.00	0	0	0.00	898	898	42.46
28	Nasik Rural	0	0	0.00	0	0	0.00	811	811	35.92
29	Nandurbar	0	0	0.00	1	1	0.12	132	134	15.57
*	Nasik Range	0	0	0.00	1	1	0.01	3068	3071	35.89
30	Raigad	0	0	0.00	0	0	0.00	245	245	26.98
31	Ratnagiri	0	0	0.00	0	0	0.00	139	140	16.28
32	Sindhudurg	0	0	0.00	0	0	0.00	74	74	17.09
33	Thane Rural	0	0	0.00	8	8	0.74	447	447	41.31
34	Palghar	0	0	0.00	0	0	0.00	458	469	30.47
*	Thane Range	0	0	0.00	8	8	0.17	1363	1375	28.51
35	Mumbai Railway	0	0		0	0		70	70	
36	Pune Railway	0	0		0	0		10	10	
37	Nagpur Railway	0	0		0	0		25	25	
*	Railway Range	0	0		0	0		105	105	
38	Nagpur Commr.	0	0	0.00	0	0	0.00	810	823	62.45
39	Pune Commr.	0	0	0.00	21	21	0.81	1319	1358	50.65
40	Thane Commr.	0	0	0.00	5	10	0.22	1475	1497	64.49
41	Mumbai Commr.	3	3	0.05	28	37	0.48	3895	4012	67.13
42	Nasik Commr.	0	0	0.00	1	1	0.12	389	395	47.91
43	Aurangabad Commr.	0	0	0.00	0	0	0.00	483	485	64.66
44	Solapur Commr.	0	0	0.00	1	1	0.20	184	184	37.02
45	Navi Mumbai	2	2	0.21	0	0	0.00	529	571	54.76
46	Amravati Commr.	0	0	0.00	0	0	0.00	311	312	73.35
*	Total Commrs.	5	5	0.03	56	70	0.36	9395	9637	60.86
*	Total of M.S	7	7	0.01	78	99	0.14	26693	27013	47.55

UNIT-WISE VICTIMS OF RAPE UNDER DIFFERENT AGE GROUPS DURING 2014

Sr. No.	UNIT	Number of Cases reported	Number of Victims								Total victims
			Below 6 years	6 yrs & Above – Below 12 years	12 yrs & Above – Below 16 years	16 yrs & Above – Below 18 years	18 yrs & Above – Below 30 years	30 yrs & Above – Below 45 years	45 yrs & Above – Below 60 years	60 yrs & Above	
1	2	3	4	5	6	7	8	9	10	11	12
1	Akola	52	1	3	9	8	27	3	1	0	52
2	Amravati Rural	103	2	4	15	24	47	9	2	0	103
3	Buldhana	57	0	3	13	17	19	5	0	0	57
4	Yavatmal	33	1	3	6	6	13	3	1	0	33
5	Washim	108	0	3	27	8	64	5	1	0	108
*	Amravati Range	353	4	16	70	63	170	25	5	0	353
6	Aurangabad Rural	31	1	2	9	5	8	4	2	0	31
7	Jaina	70	2	1	18	22	23	5	0	1	72
8	Beed	33	0	2	4	7	9	8	3	0	33
9	Osmanabad	43	2	2	14	5	15	4	0	1	43
*	Aurangabad Range	177	5	7	45	39	55	21	5	2	179
10	Nanded	24	1	3	6	1	10	3	0	0	24
11	Latur	57	0	9	19	0	29	0	0	0	57
12	Parbhani	43	3	1	6	9	19	5	0	0	43
13	Hingoli	38	0	3	9	4	16	6	0	0	38
*	Nanded Range	162	4	16	40	14	74	14	0	0	162
14	Kolhapur	84	5	7	6	28	29	9	0	0	84
15	Pune Rural	147	2	19	24	37	63	7	1	0	153
16	Sangli	66	2	3	14	18	20	8	2	0	67
17	Satara	97	4	2	19	33	22	14	3	0	97
18	Solapur Rural	97	2	6	26	20	22	14	6	1	97
*	Kolhapur Range	491	15	37	89	136	156	52	12	1	498
19	Bhandara	28	2	1	2	8	12	3	0	0	28
20	Chandrapur	99	5	9	37	16	25	7	1	0	100
21	Nagpur Rural	65	1	4	8	15	31	2	1	3	65
22	Wardha	62	5	7	10	17	11	12	0	0	62
*	Nagpur Range	254	13	21	57	56	79	24	2	3	255
23	Gadchiroli	22	2	0	9	0	8	2	0	1	22
24	Gondia	58	4	6	8	15	10	15	0	0	58
*	Gadchiroli Range	80	6	6	17	15	18	17	0	1	80
25	Ahmednagar	103	1	4	26	17	36	18	1	0	103
26	Dhule	35	1	1	12	8	11	2	0	0	35
27	Jalgaon	66	0	0	0	6	48	10	2	0	66
28	Nasik Rural	25	0	0	13	5	5	1	1	0	25
29	Nandurbar	87	2	4	28	9	25	14	5	0	87
*	Nasik Range	316	4	9	79	45	125	45	9	0	316
30	Raigad	98	6	4	20	15	37	15	1	0	98
31	Ratnagiri	47	0	1	0	0	44	2	0	0	47
32	Sindhudurg	34	1	1	9	10	12	1	0	0	34
33	Thane Rural	12	0	1	6	5	0	0	0	0	12
34	Palghar	75	1	2	2	0	27	40	3	0	75
*	Thane Range	266	8	9	37	30	120	58	4	0	266
35	Mumbai Railway	1	0	0	1	0	0	0	0	0	1
36	Pune Railway	3	0	0	0	2	1	0	0	0	3
37	Nagpur Railway	2	0	0	2	0	0	0	0	0	2
*	Railway Range	6	0	0	3	2	1	0	0	0	6
38	Nagpur Commr.	27	0	1	6	3	12	5	0	0	27
39	Pune Commr.	27	0	3	8	3	12	3	0	0	29
40	Thane Commr.	607	21	65	145	108	197	72	7	1	616
41	Mumbai Commr.	113	12	16	17	18	38	12	1	0	114
42	Nasik Commr.	28	3	2	8	2	11	2	0	0	28
43	Aurangabad Commr.	88	3	6	18	16	38	7	2	0	90
44	Solapur Commr.	189	6	11	39	31	65	33	4	0	189
45	Navi Mumbai	39	0	4	6	8	17	2	2	0	39
46	Amravati Commr.	215	8	24	47	39	81	18	0	1	218
*	Total Commrs.	1333	53	132	294	228	471	154	16	2	1350
*	Total of M.S	3438	112	253	731	628	1269	410	53	9	3465

तक्ता क्र. २५

सन २०१४ मध्ये महिलांविरुद्ध दाखल गुन्ह्यांची पोलीसांनी केलेली निर्गती, गुन्हेशिर्ष-निहाय

Table No 25

Disposal of Crime Committed Against Women Cases by Police During 2014

S.No	Crime Head	Cases pending investigation from previous year	Cases reported during the year (156(3) Cr.P.C. + Police Stations)	No. of cases withdrawn by the Govt. during investigation	Cases transferred to other Police Station/ Magistrate	Total Cases for investigation (Col. 3+4 - 5 - 6)
1	2	3	4	5	6	7
1	Rape	1195	3438	0	2	4631
1.1	Custodial Rape	0	0	0	0	0
1.1.1	Custodial_Gang Rape	0	0	0	0	0
1.1.2	Custodial_Other Rape	0	0	0	0	0
1.2	Rape other than Custodial	1195	3438	0	2	4631
1.2.1	Rape_Gang Rape	26	126	0	0	152
1.2.2	Rape_Others	1169	3312	0	2	4479
2	Attempt to commit Rape	4	15	0	0	19
3	Kidnapping & Abduction of Women	1065	2457	0	2	3520
3.1	Kidnaping & Abduction	371	1042	0	1	1412
3.2	Kidnaping & Abduction in order to Murder	6	1	0	0	7
3.3	Kidnapping for Ransom	2	8	0	0	10
3.4	Kidnapping & Abduction of Women to compel her for marriage	498	1046	0	1	1543
3.5	Kidnapping & Abduction of Women-Other	188	360	0	0	548
4	Dowry Deaths	100	279	0	0	379
5	Assault on Women with intent to outrage her Modesty	3147	10001	2	4	13142
5.1	Sexual Harassment	761	4052	1	2	4810
5.2	Assault on women with intent to Disrobe	53	309	0	0	362
5.3	Voyeurism	18	105	0	0	123
5.4	Stalking	52	797	0	2	847
5.5	Others	2263	4738	1	0	7000
6	Insult to the Modesty of Women_Total	1111	1575	0	0	2686
6.1	At Office premises	2	10	0	0	12
6.2	In places related to work	18	48	0	0	66
6.3	In Public Transport system	9	8	0	0	17
6.4	in Other Places	1082	1509	0	0	2591
7	Cruelty by Husband or his Relatives	3188	7696	2	5	10877
8	Importation of Girls from Foreign Country	0	1	0	0	1
9	Abement of Suicides of Women	187	986	0	0	1173
10	Dowry Prohibition Act, 1961	10	39	0	0	49
11	Indecent Representation of Women (Prohibition) Act, 1986	0	0	0	0	0
12	Commission of Sati Prevention Act 1987	0	0	0	0	0
13	Protection of Women from Domestic Violence Act, 2005	3	4	0	0	7
14	Immoral Traffic (Prevention) Act (Women Cases only)	90	202	0	0	292
14.1	Under Section 5	44	79	0	0	123
14.2	Under Section 6	2	5	0	0	7
14.3	Under Section 7	14	33	0	0	47
14.4	Under Section 8	0	7	0	0	7
14.5	Other Sections under ITP Act	30	78	0	0	108
	Total Crimes against Women	10100	26693	4	13	36776

तक्ता क्र. २५

सन २०१४ मध्ये महिलाविरुद्ध दाखल गुन्ह्यांची पोलीसानी केलेली निर्गती, गुन्हेशिर्ष-निहाय

Table No 25 (Continued)

Disposal of Crime Committed Against Women Cases by Police During 2014

S.No	Crime Head	Cases not investigated U/S 157(1)(b) of Cr.PC	Cases ended as final report false	Cases ended as mistake of fact or of law	Cases in ended as final report as Non Cognizable Submitted during the year	Cases in which charge-sheets were submitted
1	2	8	9	10	11	12
1	Rape	1	38	24	6	3024
1.1	Custodial Rape	0	0	0	0	0
1.1.1	Custodial_Gang Rape	0	0	0	0	0
1.1.2	Custodial_Other Rape	0	0	0	0	0
1.2	Rape other than Custodial	1	38	24	6	3024
1.2.1	Rape_Gang Rape	0	4	0	0	101
1.2.2	Rape_Others	1	34	24	6	2923
2	Attempt to commit Rape	0	0	0	0	12
3	Kidnapping & Abduction of Women	0	126	469	21	1025
3.1	Kidnaping & Abduction	0	61	183	3	293
3.2	Kidnaping & Abduction in order to Murder	0	0	1	0	0
3.3	Kidnapping for Ransom	0	0	0	0	5
3.4	Kidnapping & Abduction of Women to compel her for marriage	0	51	192	16	567
3.5	Kidnapping & Abduction of Women-Other	0	14	93	2	160
4	Dowry Deaths	0	0	1	1	266
5	Assault on Women with intent to outrage her Modesty	1	126	48	66	8464
5.1	Sexual Harassment	1	40	12	15	3056
5.2	Assault on women with intent to Disrobe	0	2	1	0	233
5.3	Voyeurism	0	2	1	0	67
5.4	Stalking	0	2	3	1	541
5.5	Others	0	80	31	50	4567
6	Insult to the Modesty of Women_Total	0	7	5	5	1622
6.1	At Office premises	0	0	0	0	8
6.2	In places related to work	0	0	1	0	40
6.3	In Public Transport system	0	0	0	0	12
6.4	in Other Places	0	7	4	5	1562
7	Cruelty by Husband or his Relatives	0	49	90	21	7515
8	Importation of Girls from Foreign Country	0	0	0	0	1
9	Abement of Suicides of Women	0	0	0	2	627
10	Dowry Prohibition Act, 1961	0	0	0	0	35
11	Indecent Representation of Women (Prohibition) Act, 1986	0	0	0	0	0
12	Commission of Sati Prevention Act 1987	0	0	0	0	0
13	Protection of Women from Domestic Violence Act, 2005	0	0	0	0	3
14	Immoral Traffic (Prevention) Act (Women Cases only)	0	0	0	0	181
14.1	Under Section 5	0	0	0	0	71
14.2	Under Section 6	0	0	0	0	4
14.3	Under Section 7	0	0	0	0	31
14.4	Under Section 8	0	0	0	0	5
14.5	Other Sections under ITP Act	0	0	0	0	70
	Total Crimes against Women	2	346	637	122	22775

तक्ता क्र. २५ (पुर्ण)

सन २०१४ मध्ये महिलाविरुद्ध दाखल गुन्ह्यांची पोलीसांनी केलेली निर्गती, गुन्हेशिर्ष-निहाय

Table No 25 (Concluded)

Disposal of Crime Committed Against Women Cases by Police During 2014

S.No	Crime Head	Cases in which charge-sheets were not laid but final report as True submitted during the year	Total cases Disposed off by police (Col. 8+9+10+11+12+13)	Cases pending investigation at the end of the year	Charge-sheeting Rate Col.12/ (Col.12+13)*100	Cases Pendency Rate {Col.15/ (3+4) x 100
1	2	13	14	15	16	17
1	Rape	31	3123	1507	98.99	32.5
1.1	Custodial Rape	0	0	0	0.00	0
1.1.1	Custodial_Gang Rape	0	0	0	0.00	0
1.1.2	Custodial_Other Rape	0	0	0	0.00	0
1.2	Rape other than Custodial	31	3123	1507	98.99	32.5
1.2.1	Rape_Gang Rape	0	105	47	100.00	30.9
1.2.2	Rape_Others	31	3018	1460	98.95	32.6
2	Attempt to commit Rape	0	12	7	100.00	36.8
3	Kidnapping & Abduction of Women	121	1762	1758	89.44	49.9
3.1	Kidnaping & Abduction	56	596	816	83.95	57.7
3.2	Kidnaping & Abduction in order to Murder	3	4	3	0.00	42.9
3.3	Kidnapping for Ransom	0	5	5	100.00	50
3.4	Kidnapping & Abduction of Women to compel her for marriage	32	858	685	94.66	44.4
3.5	Kidnapping & Abduction of Women-Other	30	299	249	84.21	45.4
4	Dowry Deaths	1	269	110	99.63	29
5	Assault on Women with intent to outrage her Modesty	200	8904	4237	97.69	32.2
5.1	Sexual Harassment	46	3169	1640	98.52	34.1
5.2	Assault on women with intent to Disrobe	2	238	124	99.15	34.3
5.3	Voyeurism	0	70	53	100.00	43.1
5.4	Stalking	10	557	290	98.19	34.2
5.5	Others	142	4870	2130	96.98	30.4
6	Insult to the Modesty of Women_Total	31	1670	1016	98.12	37.8
6.1	At Office premises	0	8	4	100.00	33.3
6.2	In places related to work	3	44	22	93.02	33.3
6.3	In Public Transport system	1	13	4	92.31	23.5
6.4	in Other Places	27	1605	986	98.30	38.1
7	Cruelty by Husband or his Relatives	111	7786	3091	98.54	28.4
8	Importation of Girls from Foreign Country	0	1	0	100.00	0
9	Abement of Suicides of Women	9	638	535	98.58	45.6
10	Dowry Prohibition Act, 1961	0	35	14	100.00	28.6
11	Indecent Representation of Women (Prohibition) Act, 1986	0	0	0		0
12	Commission of Sati Prevention Act 1987	0	0	0		0
13	Protection of Women from Domestic Violence Act, 2005	0	3	4	100.00	57.1
14	Immoral Traffic (Prevention) Act (Women Cases only)	3	184	108	98.37	37
14.1	Under Section 5	3	74	49	95.95	39.8
14.2	Under Section 6	0	4	3	100.00	42.9
14.3	Under Section 7	0	31	16	100.00	34
14.4	Under Section 8	0	5	2	100.00	28.6
14.5	Other Sections under ITP Act	0	70	38	100.00	35.2
	Total Crimes against Women	507	24387	12387	97.82	33.67

तक्ता क्र. २६

सन २०१४ मध्ये महिलांविरुद्ध दाखल गुह्योची न्यायालयाने केलेली निर्गती, गुन्हेशिर्ष-निहाय

Table -26

Disposal of Crimes Committed Against Women Cases by Courts During 2014

Sr. No.	Crime Head	Cases pending trial from the previous year	Cases sent for trial during the year	No. of cases withdrawn by the Govt.	No. Of cases disposed by Plea Bargaining.	Total no. Of cases for trial during the year Col.7=Col.3+4 - Col.5 - col. 6	Cases compounded or withdrawn
1	2	3	4	5	6	7	8
1	Rape	14909	3024	1	1	17931	25
1.1	Custodial Rape	0	0	0	0	0	0
1.1.1	Custodial_Gang Rape	0	0	0	0	0	0
1.1.2	Custodial_Other Rape	0	0	0	0	0	0
1.2	Rape other than Custodial	14909	3024	1	1	17931	25
1.2.1	Rape_Gang Rape	197	101	0	0	298	0
1.2.2	Rape_Others	14712	2923	1	1	17633	25
2	Attempt to commit Rape	25	12	0	0	37	0
3	Kidnapping & Abduction of Women	7370	1025	0	0	8395	13
3.1	Kidnaping & Abduction	2168	293	0	0	2461	5
3.2	Kidnaping & Abduction in order to Murder	21	0	0	0	21	0
3.3	Kidnapping for Ransom	110	5	0	0	115	0
3.4	Kidnapping & Abduction of Women to compel her for marriage	3587	567	0	0	4154	8
3.5	Kidnapping & Abduction of Women-Other	1484	160	0	0	1644	0
4	Dowry Deaths	3877	266	0	0	4143	3
5	Assault on Women with intent to outrage her Modesty_Total	31694	8464	1	2	40155	336
5.1	Sexual Harassment	5353	3056	0	1	8408	43
5.2	Assault on women with intent to Disrobe	193	233	0	0	426	5
5.3	Voyeurism	87	67	0	0	154	0
5.4	Stalking	570	541	0	0	1111	1
5.5	Others	25491	4567	1	1	30056	287
6	Insult to the Modesty of Women_Total	10026	1622	0	2	11646	123
6.1	At Office premises	19	8	0	0	27	0
6.2	In places related to work	360	40	0	0	400	2
6.3	In Public Transport system	64	12	0	0	76	0
6.4	in Other Places	9583	1562	0	2	11143	121
7	Cruelty by Husband or his Relatives	55595	7515	7	6	63097	985
8	Importation of Girls from Foreign Country	0	1	0	0	1	0
9	Abement of Suicides of Women	4999	627	0	0	5626	1
10	Dowry Prohibition Act, 1961	314	35	0	0	349	4
11	Indecent Representation of Women (Prohibition) Act, 1986	57	0	0	0	57	0
12	Commission of Sati Prevention Act 1987	0	0	0	0	0	0
13	Protection of Women from Domestic Violence Act, 2005	18	3	0	0	21	0
14	Immoral Traffic (Prevention) Act (Women Cases only)	994	181	0	0	1175	2
14.1	Under Section 5	264	71	0	0	335	2
14.2	Under Section 6	10	4	0	0	14	0
14.3	Under Section 7	278	31	0	0	309	0
14.4	Under Section 8	33	5	0	0	38	0
14.5	Other Sections under ITP Act	409	70	0	0	479	0
	Total Crimes against Women	129878	22775	9	11	152633	1492

तक्ता क्र. २६

सन २०१४ मध्ये महिलाविरुद्ध दाखल गुन्ह्यांची न्यायालयाने केलेली निर्गती, गुन्हेशिर्ष-निहाय

Table -26

Disposal of Crimes Committed Against Women Cases by Courts During 2014

Sr. No.	Crime Head	Cases in which trials were completed	Cases convicted	Cases acquitted or discharged	Cases pending trial at the end of the year	Conviction Rate $\{(10)/(9)\} \times 100$	Cases Pending for Trials $(\text{Col.12}/7) \times 100$
1	2	9	10	11	12	13	14
1	Rape	1058	202	856	16848	19.1	94.0
1.1	Custodial Rape	0	0	0	0	0.0	0.0
1.1.1	Custodial_Gang Rape	0	0	0	0	0.0	0.0
1.1.2	Custodial_Other Rape	0	0	0	0	0.0	0.0
1.2	Rape other than Custodial	1058	202	856	16848	19.1	94.0
1.2.1	Rape_Gang Rape	20	4	16	278	20.0	93.3
1.2.2	Rape_Others	1038	198	840	16570	19.1	94.0
2	Attempt to commit Rape	2	0	2	35	0.0	94.6
3	Kidnapping & Abduction of Women	427	16	411	7955	3.8	94.8
3.1	Kidnaping & Abduction	98	9	89	2358	9.2	95.8
3.2	Kidnaping & Abduction in order to Murder	1	0	1	20	0.0	95.2
3.3	Kidnapping for Ransom	2	0	2	113	0.0	98.3
3.4	Kidnapping & Abduction of Women to compel her for marriage	261	7	254	3885	2.7	93.5
3.5	Kidnapping & Abduction of Women-Other	65	0	65	1579	0.0	96.0
4	Dowry Deaths	198	19	179	3942	9.6	95.1
5	Assault on Women with intent to outrage her Modesty_Total	2722	394	2328	37097	14.5	92.4
5.1	Sexual Harassment	554	66	488	7811	11.9	92.9
5.2	Assault on women with intent to Disrobe	13	1	12	408	7.7	95.8
5.3	Voyeurism	4	1	3	150	25.0	97.4
5.4	Stalking	19	1	18	1091	5.3	98.2
5.5	Others	2132	325	1807	27637	15.2	92.0
6	Insult to the Modesty of Women_Total	636	51	585	10887	8.0	93.5
6.1	At Office premises	0	0	0	27		100.0
6.2	In places related to work	11	1	10	387	9.1	96.8
6.3	In Public Transport system	3	0	3	73	0.0	96.1
6.4	in Other Places	622	50	572	10400	8.0	93.3
7	Cruelty by Husband or his Relatives	4738	113	4625	57374	2.4	90.9
8	Importation of Girls from Foreign Country	0	0	0	1		100.0
9	Abement of Suicides of Women	564	74	490	5061	13.1	90.0
10	Dowry Prohibition Act, 1961	35	14	21	310	40.0	88.8
11	Indecent Representation of Women (Prohibition) Act, 1986	1	0	1	56	0.0	98.2
12	Commission of Sati Prevention Act 1987	0	0	0	0	0.0	0.0
13	Protection of Women from Domestic Violence Act, 2005	0	0	0	21	0.0	100.0
14	Immoral Traffic (Prevention) Act (Women Cases only)	64	40	24	1109	62.5	94.4
14.1	Under Section 5	9	3	6	324	33.3	96.7
14.2	Under Section 6	1	0	1	13	0.0	92.9
14.3	Under Section 7	8	2	6	301	25.0	97.4
14.4	Under Section 8	1	0	1	37	0.0	97.4
14.5	Other Sections under ITP Act	45	35	10	434	77.8	90.6
	Total Crimes against Women	10445	923	9522	140696	8.8	92.2