

प्रस्तावना

टीप - बाल न्याय (मुलांची काळजी व संरक्षण) अधिनियम - २०००, नुसार बाल गुन्हेगारी असा शब्द प्रयोग समर्पक नसल्याने या पुढे बाल गुन्हेगारी या ऐवजी विधीसंघर्षग्रस्त बाल असा शब्द वापरला जाईल. या शीर्षाखालील गुन्ह्यांची आकडेवारी राष्ट्रीय गुन्हे अभिलेख केंद्र, नवी दिल्ली यांचेकडून अजूनही मागविली जात असल्याने या वर्षी ही आकडेवारी गुन्ह्यांच्या सर्व साधारण आकडेवारी मध्ये समाविष्ट केली आहे.

१०.१.१ विधीसंघर्षग्रस्त बाल यांच्या समस्या हाताळतांना कायदेशीर बाबी बरोबरच समुपदेशन व पुनर्वसन या बाबी अत्यंत महत्वाच्या आहेत. साध्या गुन्ह्यांपासून ते गंभीर गुन्ह्यांपर्यंत विधीसंघर्षग्रस्त बाल यांचा सहभाग दिसून येतो. बाल न्याय अधिनियम १९८६ अन्वये विधीसंघर्षग्रस्त बाल याचा अर्थ १६ वर्षाखालील मुलगा व १८ वर्षाखालील मुलगी असा होतो. परंतु सन २००१ मध्ये या व्याख्येत बदल करून विधीसंघर्षग्रस्त बाल याचा अर्थ १८ वर्षाखालील मुलगा / मुलगी असा करण्यात आला आहे.

१०.१.२ अल्पवयीन मुलांकडून घडलेल्या किंवा त्यांनी केलेल्या गुन्ह्यांचे विवेचन या प्रकरणात करण्यात आलेले आहे. गुन्ह्यात बळी पडलेल्या अल्पवयीन मुलांबाबत स्वतंत्र आढावा 'बालकावरील अत्याचाराचे गुन्हे' या प्रकरणात घेण्यात आला आहे.

विधी संघर्षग्रस्त बाल यांच्या अपराधाचे प्रमाण

१०.२.१ सन १९९२ सालापासून राज्याच्या लोकसंख्येत वाढ झालेली आहे ही जरी वस्तुस्थिती असली तरी राज्यात भारतीय दंड विधान संहिते खाली दाखल झालेल्या गुन्ह्यांपैकी विधीसंघर्षग्रस्त बाल यांनी केलेल्या गुन्ह्याचा हिस्सा अल्प आहे. सन २००४ मध्ये २.०७% प्रमाण होते, तर २०१४ मध्ये २.०७% स्थिर आहे. (तक्ता क्र.४७)

तक्ता क्र. १०.१

सन २००४ ते २०१४ मधील भा.दं.वि खालील विधीसंघर्षग्रस्त बालकांचे दाखल झालेले गुन्हे

Table No. 10.1

INCIDENCES OF JUVENILE IN CONFLICT WITH LAW CRIMES UNDER IPC DURING 2004 TO

Year	2004	2005	2006	2007	2008	2009	2010	2011	2012	2013	2014
Incident	3651	4216	4249	4499	4597	4622	4315	4775	4570	5708	5175

भा.दं.वि. खालील गुन्हे (अपराध)

१०.३.१ सन २०१४ सालात विधीसंघर्षग्रस्त बाल यांचे विरुद्ध भा.दं.वि. खाली एकूण ५१७५ गुन्हे दाखल झाले असून सन २०१३ (५७०८) शी तुलना करता ५३३ गुन्ह्यांची, म्हणजे (९.३३%) घट झालेली आहे. ही घट प्रामुख्याने खालील

PREFACE

Note - As per Juvenile Justice (Care and protection of children) Act, 2000, the term 'Juvenile delinquent' is not appropriate, therefore henceforth the term 'Juvenile in Conflict with law' will be used. The crime figures under this head are still being sought by the NCRB and hence these figures have been included in general crime figures.

10.1.1 Juvenile in conflict with law (J.C.L.) problem as such involves a legal approach as well as counseling and rehabilitation. Juvenile in conflict with laws are found responsible for committing petty as well as serious offences. The Juvenile Justice Act 1986 defines a Juvenile in conflict with law as male below 16 years of age and female below 18 years of age. Since 2001, the definition of Juvenile in conflict with law has been amended. According to the new definition both the male and female under the age of 18 years have been brought under the preview of juvenile in conflict with law.

10.1.2 This chapter describes offences committed by Juvenile. A separate chapter on 'Crime against Children' deals with Juveniles as victims of crimes.

Proportion of the crimes related to Juvenile in conflict with law

10.2.1 In spite of the increase in population since 1992, the proportion of crimes committed by the Juvenile in conflict with law is insignificant as compared to the offences registered under Indian Penal Code (IPC). The proportion of said offences was 2.07 % during 2004, which has a stable to 2.07 during 2014. (Table No. 47)

I. P. C. OFFENCES

10.3.1 A total number of 5175 IPC cases have been registered against Juveniles in conflict with law during 2014 showing a considerable decrease by 533 cases, i.e. (9.33%) as compared to 2013 (5708) The

गुन्हयांच्या प्रकारामध्ये आहे. खुनाचा प्रयत्न (२.१४%), जबरी चोरी (२.९८%), दरोडा (९.०९%), चोरी (१०.४६%), खून (१३.२९%), घरफोडी (१७.४०%), जाळपोळ (२३.५३%), दंगा (२५.८४%), पळवून नेणे व अपहरण (२८.००%), फसवणूक (४०.००%), पती किंवा तिच्या नातेवाईकांकडून छळ (४१.६७%), बनावट चलन (६०.००%), विनयभंग (६३.१६%) व दुखापत /गंभीर दुखापत (६५.६९%). सन २०१४ मध्ये विधीसंघर्षग्रस्त बाल यांनी भा.दं.वि. खाली केलेल्या गुन्हयांची आकडेवारी तक्ता क्र.४८ मध्ये दर्शविण्यात आलेली आहे. तसेच भा.दं.वि. च्या विविध गुन्हे शीर्षाचा शेकडा वाटा खालील आलेखामध्ये दर्शविला आहे.

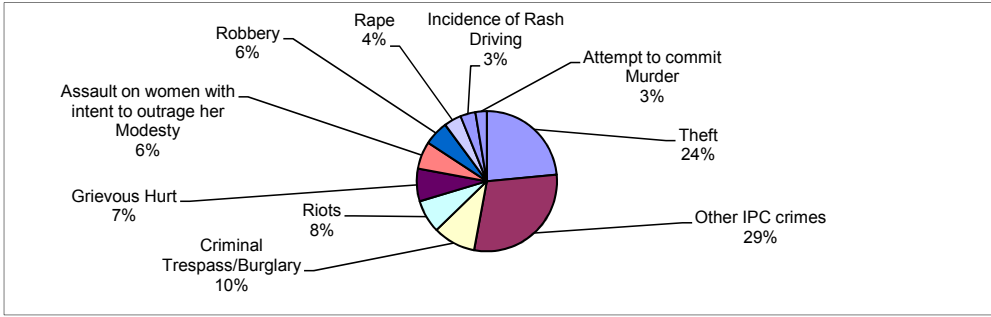
crime heads showing significant increase are : Attempt To Murder (2.14 %), Robbery (2.98 %), Dacoity (9.09 %), Theft (10.46%), Murder (15.38%), Burglary (17.40 %), Arson (23.53%), Riots (25.84%), Kidnapping & Abduction (28.00%), Cheating (40.00 %), Cruelty by Husband or Relatives (41.67%), Counterfeiting (60.00%), Molestation (63.16 %) and Hurt/Grievous Hurt (65.69 %). A detailed account of Juvenile in conflict with law under IPC during 2014 is presented in Table No.48 and head-wise percentage distribution under IPC crime is shown in following pie chart.

आलेख क्र. १०.१

सन २०१४ मधील भा.दं.वि. कायद्याखालील विधीसंघर्षग्रस्त बाल यांनी केलेल्या शीर्ष-निहाय गुन्हयांची शेकडा विभागणी

Chart No. 10.1

CRIME HEAD-WISE (IPC) PERCENTAGE DISTRIBUTION OF JUVENILE IN CONFLICT WITH LAW DURING 2014



विशेष व स्थानिक कायद्याखालील गुन्हे

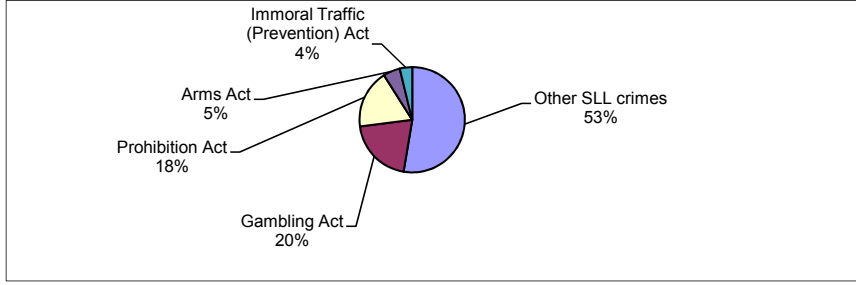
१०.४.१ सन २०१४ मध्ये या कायद्याखालील दाखल झालेल्या गुन्हयांची सन २०१३ मध्ये दाखल झालेल्या गुन्हयांशी तुलना करता भा.दं.वि.खालील गुन्हयांप्रमाणेच विधीसंघर्षग्रस्त बाल यांचे विरुद्ध सन २०१४ मध्ये विशेष व स्थानिक कायद्याखालील गुन्हयांत २९.०५% ने घट झाल्याचे दिसते. सन २०१४ मध्ये, भारतीय रेल्वे कायदा, अनुसूचित जाती /जमाती अत्याचार प्रतिबंधक कायदा, भारतीय पारपत्र कायदा, अत्यावश्यक वस्तूंसंबंधीचा कायदा, जुगारसंबंधी कायदा, हत्यार अधिनियम, दारुबंदी कायदा आणि विशेष व स्थानिक कायद्याखाली येणारे (इतर) गुन्हे, यामध्ये घट झाल्याचे दिसून येते. तर अनैतिक व्यापार (प्रतिबंध) कायदा व एन. डी. पी. एस. कायदाखालील गुन्हयांमध्ये वाढ झाल्याचे दिसून येते. या बाबत सविस्तर माहिती तक्ता क्र.४९ मध्ये तसेच विशेष व स्थानिक कायदांच्या विविध गुन्हे शीर्ष-निहाय शेकडा विभागणी क्र. १०.२ मध्ये दर्शविण्यात आली आहे. सन २०१४ मध्ये विधीसंघर्षग्रस्त बाल यांनी केलेल्या भा.दं.वि. आणि विशेष व स्थानिक कायद्याखालील शीर्ष-निहाय गुन्हयांची टक्केवारी आलेख क्र. १०.३ व १०.४ मध्ये दर्शविण्यात आली आहे.

SLL OFFENCES

10.4.1 As compared to 2013 there was overall decrease by 29.05% in the number of S.L.L. cases registered against Juvenile in conflict with law, during 2014. There is a decrease in cases of Indian Railways Act, SC/ST [prevention Of Atrocities] Act, Indian Passport Act, Essential Commodities Act, Gambling Act, Arms Act, Prohibition Act and Other SLL Crimes. Total Cognizable Crimes Under SLL, declined, whereas under Immoral Traffic (prevention) Act. and NDPS Act. increase is seen. Detailed information can be seen in Table No.49 and head-wise percentage distribution of S.L.L. crimes is shown in following Pie Chart No.10.2 with crimes under IPC and S.L.L. is shown in following Pie Chart No.10.3. Crime head-wise percentage of juvenile in conflict with law crimes under IPC and S.L.L. is shown in following pie Chart No.10.3 and 10.4.

Chart No. 10.2

CRIME HEADWISE PERCENTAGE DISTRIBUTION OF JUVENILE IN CONFLICT WITH LAW CRIMES (SLL) DURING 2014



विधीसंघर्षग्रस्त बाल यांचे (भा.दं.वि.) घटकनिहाय

वर्गीकरण

१०.५.१ विधीसंघर्षग्रस्त बाल यांचे संदर्भात भा.दं.वि. च्या विविध गुन्हे शीर्षानुसार सन २०१४ मध्ये घटक-निहाय दाखल गुन्ह्यांची माहिती तक्ता क्र. ५० मध्ये दर्शविली आहे.

सन २०१४ मध्ये राज्यात भा.दं.वि. प्रमाणे एकूण ५१७५ गुन्हे विधीसंघर्षग्रस्त बाल यांचे विरुद्ध दाखल झाले. मुंबई शहर (८५६), पुणे शहर (४३७), ठाणे शहर (३८६), नागपूर शहर (२३०), सातारा (१९९), अकोला (१५४), नवी मुंबई (१३९), नाशिक शहर (१३७), मुंबई रेल्वे (१२१), नांदेड (१२०), अमरावती ग्रामिण (११८), पालघर (११६), बुलढाणा (११५) व चंद्रपूर (११४) या जिल्ह्यांमध्ये जास्त प्रमाणात गुन्हे दाखल असून राज्यात एकूण दाखल गुन्ह्यांमध्ये हे प्रमाण ६२.६४% आहे.

विधीसंघर्षग्रस्त बाल (वि.व.स्था. कायदे) घटकनिहाय

वर्गीकरण

१०.६.१ सन २०१४ मध्ये राज्यात विशेष व स्थानिक कायद्याखालील विधीसंघर्षग्रस्त बाल यांचे विरुद्ध एकूण २३२ गुन्हे दाखल असून घटकनिहाय दाखल गुन्ह्यांची माहिती तक्ता क्र. ५१ मध्ये दर्शविली आहे. मुंबई शहर (७०), अमरावती ग्रामीण (२६), अकोला (२३), चंद्रपूर (१४), सोलापूर ग्रामीण (९), नागपूर शहर (९), नागपूर ग्रामीण (८), सांगली (८) या जिल्ह्यांमध्ये जास्त प्रमाणात गुन्हे दाखल असून राज्यात एकूण दाखल गुन्ह्यांमध्ये हे प्रमाण ७९.९८% आहे.

सन २०१४ मध्ये विशेष व स्थानिक कायद्या अंतर्गत विधीसंघर्षग्रस्त बालकांच्या विरुद्ध २३२ गुन्हे दाखल आहेत. दारू बंदी कायदा -११ गुन्हे, हत्यार कायदा- १०, एन. डी. पी. एस. -१०, अनैतिक व्यापार(प्रतिबंधक) अधिनियम- ८, जुगार प्रतिबंधक कायदा -७, अनुसूचित जाती / जमाती अत्याचार (प्रतिबंधक) कायदा ६ गुन्हे व बालअधिनियम - ४ असे गुन्हे नोंदले गेले आहेत.

UNIT-WISE CLASSIFICATION OF JUVENILE IN CONFLICT WITH LAW (IPC)

10.5.1 Unit-wise information regarding Juvenile in conflict with law under different crime heads of IPC during 2014 is given in Table No.50.

During 2014, 5175 offences under IPC have been registered against Juvenile in conflict with law. The police Units namely Mumbai (C) (856), Pune (C) (437), Thane (C)(386), Nagpur (C) (230), Satara (199), Aakola (154), Navi Mumbai (139), Nashik (C)(137), Mumbai Rly. (121), Nanded (120), Amarawati (R) (118), Palghar (116), Buldhana (115) and Chandrapur (114) have recorded considerable number of cases, which contributed to 62.64% of total IPC offences.

UNIT-WISE CLASSIFICATION OF JUVENILE IN CONFLICT WITH LAW (SLL)

10.6.1 During 2014, 232 cases under S.L.L. have been registered against Juvenile in conflict with law in the State. The Unit-wise Information is given in Table No. 51. The police units namely Mumbai (C) (70), Amravati (R) (26), Akola (23), Chandrapur (14), Solapur (R) (9), Nagpur (C) (9), Nagpur (R) (8), Sangali (8) have recorded considerable number of cases, which contributed to 71.98% of total S.L.L. offences.

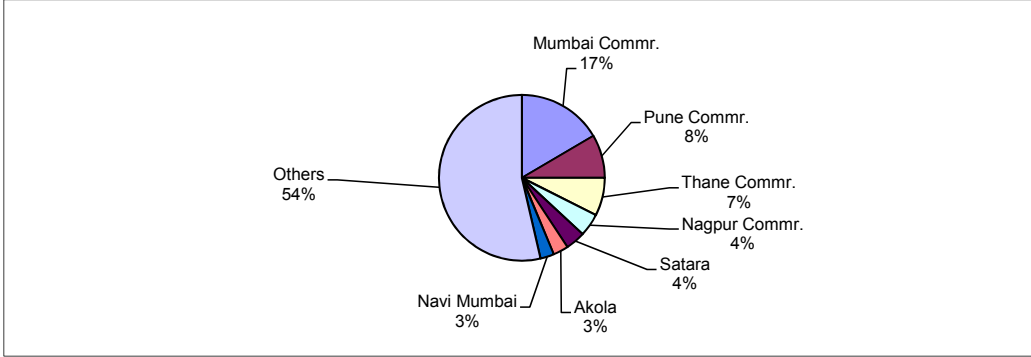
During 2014, under S.L.L., 232 offences are registered. Prohibition Act -11, Arms Act -10, NDPS Act -10, Immoral Traffic (Prevention) Act -8, Gambling Act -7, 6 offences of SC/ST (Prevention Of Atrocities) Act, J. J Act -4 have been registered against Juvenile in conflict with law.

आलेख क्र. १०.३

सन २०१४ मधील भा.दं.वि.खालील घटक-निहाय विधीसंघर्षग्रस्त बाल यांनी केलेल्या गुन्ह्यांची शेकडा विभागणी

Chart No. 10.3

UNIT-WISE PERCENTAGE CONTRIBUTION TO THE JUVENILE IN CONFLICT WITH LAW CRIMES UNDER IPC DURING 2014

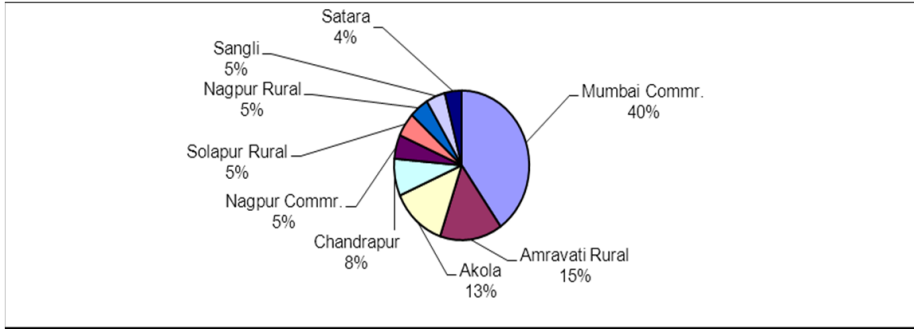


आलेख क्र. १०.४

सन २०१४ मधील विशेष व स्थानिक कायदाखालील घटक-निहाय विधीसंघर्षग्रस्त बाल यांनी केलेल्या गुन्ह्यांची शेकडा विभागणी

Chart No. 10.4

UNIT-WISE PERCENTAGE CONTRIBUTION TO JUVENILE IN CONFLICT WITH LAW CRIMES UNDER SLL DURING 2014



१०.६.२ राज्यात विशेष व स्थानिक कायदाखालील इतर एकूण २३२ गुन्हांपैकी ५८ गुन्हे हे अमरावती परिक्षेत्रामध्ये दाखल झालेले आहेत. तसेच भारताचा हत्यार कायदा अन्वये ठाणे शहर (४), नाशिक शहर (२), मुंबई शहर (१), नांदेड (१), मुंबई रेल्वे (१), नागपूर शहर (१) व औरंगाबाद शहर (१) असे एकूण (११) गुन्हे दाखल झाले आहेत.

10.6.2 In the State, out of 232 cases under the Other SLL Crimes 58 cases have been registered in Amravati Range. 11 Cases registered under Indian Arms Act has unit-wise distribution as follows : Thane City (4), Nashik City (2), Mumbai City (1), Nanded (1), Mumbai Railway (1), Nagpur City (1) and Aurangabad City (1).

१०.६.३ मागील वर्षाचे तुलनेत दारूबंदी कायदा, भारतीय रेल्वे कायदा, स्फोटके व स्फोटक पदार्थ कायदा, हुंडा प्रतिबंधक कायदा, पुरान वस्तु आणि मौल्यवान कलाकृती कायदा या गुन्ह्यांमध्ये घट झाली असली तरी, अनेतिक व्यापार (प्रतिबंध) कायदा, अनुसूचित जाती /जमाती अत्याचार प्रतिबंधक कायदा यामध्ये वाढ झाल्याचे दिसून येते.

10.6.3 Decrease has been noted under Prohibition Act, Indian Railways Act, Explosives & Explosive Substances Act, Dowry Prohibition Act, Antiquity & Art Treasure Act, but shows an increase under Immoral Traffic [Prevention] Act, SC/ST's [Prevention Of Atrocities] Act as compared to 2013.

ताब्यात घेण्यात आलेले विधीसंघर्षग्रस्त बाल

१०.७.१ सन २०१४ मध्ये ताब्यात घेतलेल्या विधीसंघर्षग्रस्त बाल यांची लिंग व वयोगटानुसार आधारित वर्गवारी तक्ता क्रमांक ५२ व ५३ मध्ये दर्शविण्यात आली आहे. तक्ता क्रमांक ५४ मध्ये भा.दं.वि. आणि विशेष व स्थानिक कायद्याखाली ताब्यात घेतलेल्या विधीसंघर्षग्रस्त बाल यांची लिंग व वयोगटानुसार वर्गवारी दिलेली आहे. ताब्यात घेतलेल्या विधीसंघर्षग्रस्त बाल यांच्या आकडेवारीत सातत्य नसून ती दरवर्षी बदलत आहे. सन २०१३ च्या तुलनेत सन २०१४ मध्ये ९.७८% घट आहे. ताब्यात घेतलेल्या मुलींच्या बाबतीत सन २०१३ च्या तुलनेत २०१४ मध्ये ४०.१२% ने घट आहे तर मुलांचे बाबतीत ८.४४% अशी घट आहे.

१०.७.२ २०१३ च्या तुलनेत २०१४ मध्ये ताब्यात घेण्यात आलेल्या विधीसंघर्षग्रस्त बाल यांच्या मध्ये ९.०१% वाढ झालेली आहे. १६ ते १८ या वयोगटातील विधीसंघर्षग्रस्त बाल हे भा.दं.वि. खालील तसेच विशेष व स्थानिक कायद्याखाली अशा दोन्ही प्रकारच्या गुन्ह्यात कमी गुंतलेले आढळून येतात. २०१४ मध्ये एकूण ताब्यात घेतलेल्या विधीसंघर्षग्रस्त बाल यांचे पैकी ७०.९४% विधीसंघर्षग्रस्त बाल या वयोगटातील होते. १२ ते १६ या वयोगटातील विधीसंघर्षग्रस्त बाल यांना ताब्यात घेतलेला हिस्सा २६.९९% असा आहे. १२ वर्षांपेक्षा कमी या वयोगटातील विधीसंघर्षग्रस्त बाल यांचा हिस्सा २.०६% आहे. सन २०१४ ची सन २०१३ शी तुलना करता १२ वर्षांपर्यंत वयोगटात (१२.९%), १२ ते १६ या वयोगटात (१३.२%), १६ ते १८ या वयोगटात (८.३%) घट आढळून आली आहे.

१०.७.३ सन २०१४ मध्ये एकूण ७२२८ विधीसंघर्षग्रस्त बाल यांचे पैकी ५१७५ विधीसंघर्षग्रस्त बाल हे भा.दं.वि. अंतर्गत गुन्हे शीर्षाखाली विविध गुन्ह्यांत ताब्यात घेतले आहेत. तर २३२ विधीसंघर्षग्रस्त बाल हे विशेष व स्थानिक कायद्याखाली ताब्यात घेतले आहेत. भा.दं.वि. खालील विविध गुन्ह्यांत ताब्यात घेण्याची टक्केवारी ९६.८९% आहे. भा.दं.वि. आणि विशेष व स्थानिक कायद्या अंतर्गत गुन्ह्यांत प्रामुख्याने मुलांचा सहभाग मुलीपेक्षा जास्त आहे. गुन्हे शीर्ष-निहाय आकडेवारी तक्ता क्र. ५४ मध्ये दिलेली आहे.

APPREHENDED JUVENILE IN CONFLICT WITH LAW

10.7.1 Table No. 52 and 53 give the details of juvenile in conflict with law apprehended as per sex and age groups during 2014. Table No.54 gives break-up of Juvenile in conflict with law according to sex and age-groups both for IPC and SLL cases. The number of total Juvenile in conflict with law apprehended has been fluctuating over the years. 9.78% decrease has been observed in apprehension of Juvenile in conflict with law during 2014 as compared to 2013. The figures show 40.12% increase in female Juvenile in conflict with law as against 8.44% decrease in male Juvenile in conflict with law.

10.7.2 The number of Juvenile in conflict with law apprehended during 2014 has decreased by (9.01%) as compared to 2013. Juvenile in conflict with law in the age group of 16-18 years were less susceptible to offences under IPC and SLL, comprising 70.94% of all juvenile in conflict with law were apprehended during 2014. Juvenile in conflict with laws in the age group of 12-16 years were 26.99% of all apprehended, whereas those in the age group of up to 12 years comprised 2.6%. Juvenile in conflict with laws apprehended in the age group of up to 12 years has decreased by (12.9%), 12-16 years has decreased by (13.2%) and in case of 16-18 years has decreased by (8.3%) during 2014 as compared to 2013.

10.7.3 Out of the 7228 Juvenile in conflict with law apprehended during 2014, 5175 have been apprehended under IPC sections and 232 have been apprehended under SLL crimes. The percentage of apprehended under IPC is 96.89%. Male Juvenile in conflict with law were primarily involved in IPC cases as well as in SLL cases more than female, Crime head-wise details are given in Table No. 54.

ताब्यात घेतलेले विधीसंघर्षग्रस्त बाल यांचे गुन्ह्यांचे प्रकारानुसार वर्गीकरण

१०.८.१ भा.दं.वि. खालील ताब्यात घेतलेल्या विधीसंघर्षग्रस्त बाल यांची घटक-निहाय माहिती तक्ता क्रमांक ५५ मध्ये देण्यात आलेली आहे, तर तक्ता क्र. ५६ मध्ये विशेष व स्थानिक कायद्याखालील ताब्यात घेतलेल्या विधीसंघर्षग्रस्त बाल यांची माहिती दिलेली आहे. भा.दं.वि. गुन्ह्यांखालील सर्वात अधिक ताब्यात घेतलेले विधीसंघर्षग्रस्त बाल मुंबई शहर (१०८२), पुणे शहर (७७६), ठाणे शहर (४९६), नागपूर शहर (३२०), सातारा (३८२), नवी मुंबई (२०६), नाशिक शहर (१९६) व नाशिक ग्रामीण (१२५), अशी संख्या आहे. शीर्ष-निहाय गुन्ह्यांमध्ये चोऱ्या (१६८३), दुखापत (४४४), घरफोडी (८२७), दंगल (६६४), खून (१७४), खुनाचा प्रयत्न (२१३), जबरी चोरी (३९७), असे विधीसंघर्षग्रस्त बाल ताब्यात घेण्यात आले. पुणे शहर शहरामध्ये खून या सदराखाली सर्वात जास्त (३६) विधीसंघर्षग्रस्त बाल ताब्यात घेतले आहेत. त्याखालोखाल मुंबई शहर (९), नागपूर शहर (७), ठाणे शहर (८), नवी मुंबई (६), कोल्हापूर (१२), पुणे ग्रामीण (९) व यवतमाळ (३) विधीसंघर्षग्रस्त बाल ताब्यात घेतले आहेत. गर्दी व मारामारी या शिर्षाखाली गुन्ह्यांत सर्वात जास्त अनुक्रमे सातारा (९२), ठाणे शहर (३९), पुणे ग्रामीण (३८), कोल्हापूर (२६), पुणे शहर (३९), सोलापूर ग्रामीण (१९) व सांगली (२६) असे विधीसंघर्षग्रस्त बाल ताब्यात घेतले आहेत.

१०.८.२ विशेष व स्थानिक कायद्याप्रमाणे ताब्यात घेतलेल्या विधीसंघर्षग्रस्त बाल यांची माहिती तक्ता क्र. ५६ मध्ये देण्यात आलेली आहे. विशेष व स्थानिक अधिनियम अनुषंगाने पहाता सन २०१४ मध्ये राज्यात एकुण ताब्यात घेतलेल्या २८१ विधीसंघर्षग्रस्त बाल यांचेपैकी सर्वात जास्त मुंबई शहर (८२) म्हणजे २९.१८% विधीसंघर्षग्रस्त बाल ताब्यात घेतले आहेत. त्याचे खालोखाल अमरावती ग्रामीण २९, नागपूर ग्रामीण २७, अकोला २३, चंद्रपूर (१४), वर्धा (११), सोलापूर ग्रामीण (१०) व नागपूर शहर (९) या प्रमाणे विधीसंघर्षग्रस्त बाल ताब्यात घेतले आहेत.

सन २०१४ मध्ये वि. व स्था. कायद्यान्वये लातूर, वाशिम, हिंगोली, रायगड, अहमदनगर, नंदुरबार, गोंदिया, धुळे, बीड, गडचिरोली, पुणे शहर, सोलापूर शहर, पुणे रेल्वे, नागपूर रेल्वे, ठाणे ग्रामीण येथे कोणताही विधीसंघर्षग्रस्त बाल ताब्यात घेतला नाही. इतर विशेष व स्थानिक गुन्ह्यांमध्ये जास्त विधीसंघर्षग्रस्त बाल ताब्यात घेणारे घटक मुंबई शहर (८२), वर्धा (२७), अकोला (२३), अमरावती ग्रामीण (२९), चंद्रपूर (१४) सातारा (१५) व ठाणे शहर (१३) यांनी दारूबंदी कायद्यांतर्गत विधीसंघर्षग्रस्त बाल ताब्यात घेतले आहेत.

CLASSIFICATION OF JUVENILE IN CONFLICT WITH LAW AS PER KIND OF CRIME

10.8.1 Table No.55 presents the unit wise distribution of Juvenile in conflict with law apprehended under the various Crime heads of the IPC, whereas Table No.56 gives the similar information regarding the SLL cases. The largest number of Juvenile in conflict with laws apprehended for IPC crimes was in Mumbai (C) (1082), followed by Pune (C) (776), Thane (C) (496), Nagpur (C) (320), Satara (382), Navi Mumbai (C) (206), Nasik (C) (196) and Nasik (R) (125) Juvenile in conflict with law apprehended as per head-wise crimes : Theft (1683), Hurt (444), Burglary (827), Riot (664), Murder (174), Attempt to Murder (213), Robbery (397), Pune (C) apprehended the largest number (36) of Juvenile in conflict with law for Murder, followed by Mumbai (C) (9), Nagpur (C) (7), Thane (R) (2), Nanded (4), Thane (C) (8), Navi Mumbai (C) (6), Kolhapur (12), Pune (R) (9) and Yavatmal (3), Juvenile in conflict with laws apprehended under Riot. Satara (92), Thane (C) (39), Pune (R) (38) Kolhapur (26), Pune (C) (39), Solapur (R) (19) and Sangali (26) have made the most Juvenile in conflict with laws apprehended for Riot.

10.8.2 The information on Juvenile in conflict with law apprehended under SLL is shown in table No. 56. As far as SLL cases are concerned, Mumbai (C) accounted for (82) (29.18%) out of the total Juvenile in conflict with law (281) apprehended in the State during 2014. The other units which contributed significantly to the count Amarawati (R) (29), Nagpur(R) (27), Akola(23), Chandrapur (14), Wardha (11), Solapur (R) (10) and Nagpur (C) (9).

No juvenile in conflict with law has been apprehended in Latur, Washim, Hingoli, Raigad, Ahmednagar, Nandurbar, Gondia, Dhule, Beed, Gadchiroli, Pune City, Solapur City, Pune Railway, Nagpur Rly. and Thane (R) during 2014 under S.L.L. The units which apprehended the most Juvenile in conflict with law in Other SLL cases were in Mumbai (C) (82), Wardha (27), Akola (23), Amravati (R) (29), Chandrapur (14) Satara (15) and Thane City (13) under Prohibition Act.

ताब्यात घेतलेल्या विधीसंघर्षग्रस्त बाल यांचे स्वरूप

१०.९.१ भा.दं.वि. आणि विशेष व स्थानिक कायद्याप्रमाणे ताब्यात घेतलेल्या विधीसंघर्षग्रस्त बाल यांचे वय व लिंग यावर आधारित वर्गीकरण तक्ता क्रमांक ५७ व ५८ मध्ये दर्शविले आहे.

१०.९.२ भा.दं.वि. खालील अपराधाबाबत ताब्यात घेतलेल्या विधीसंघर्षग्रस्त बाल यांचे मुलांशी मुलींचे गुणोत्तर प्रमाण पाहता ते ३४:१ असे आहे, तर विशेष व स्थानिक कायद्याखाली हेच प्रमाण ५५.५:१ आहे. सन २०१४ मध्ये भा.दं.वि. खालील गुन्ह्यात मुंबई शहर (२९), ठाणे शहर (९), नाशिक शहर (३), नागपूर शहर (३), सोलापूर शहर (५), पुणे शहर (४), नवी मुंबई (४), कोल्हापूर (२), नांदेड (१७), सातारा (१२), पालघर (९) असे विधीसंघर्षग्रस्त बाल ७ ते १२ वर्ष वयोगटातील आहेत. या वयोगटात ताब्यात घेतलेल्या विधीसंघर्षग्रस्त बाल यांचेपैकी ७२.१८ % विधीसंघर्षग्रस्त बाल या घटकातील आहे.

१२ ते १६ वर्ष वयोगटातील ताब्यात घेतलेले विधीसंघर्षग्रस्त बाल मुंबई शहर (३१७), ठाणे शहर (२२५), पुणे शहर (१४०), सातारा (७७), नागपूर शहर (७१), ठाणे ग्रामीण (२१), नवी मुंबई (५६), पुणे ग्रामीण (६७), उस्मानाबाद (४१), औरंगाबाद शहर (२०), नाशिक शहर (५८), बुलढाणा (५०), नाशिक ग्रामीण (५४), अकोला (४१) व औरंगाबाद ग्रामीण (३२) असे असून या घटकांचा या वयोगटातील एकूण विधीसंघर्षग्रस्त बाल यांचा ६५.८३% हिस्सा आहे.

सन २०१४ १६ ते १८ वयोगटातील ताब्यात घेतलेले विधीसंघर्षग्रस्त बाल मुंबई शहर (७३६), पुणे शहर (६५२), ठाणे शहर (२६२), नागपूर शहर (२४६), सातारा (२९३), नांदेड (८६), मुंबई रेल्वे (८६) व कोल्हापूर (१११) या घटकांचा या वयोगटातील एकूण विधीसंघर्षग्रस्त बालांमध्ये ५०.२९% हिस्सा आहे.

१०.९.३ सन २०१४ मध्ये भा.दं.वि. खालील विधीसंघर्षग्रस्त बाल या मध्ये मुलींचे प्रमाण २.८५% असून विशेष व स्थानिक कायद्या खालील ते प्रमाण १.७८% आहे.

Profile of apprehended Juvenile in conflict with law.

10.9.1 Table No.57 and 58 presents details of Juvenile in conflict with law apprehended in units separately under IPC and SLL according to age group and gender.

10.9.2 The Ratio of boys to girls Juvenile in conflict with law apprehended, for committing IPC Crimes during 2014 was 34:1, whereas it was 55.5:1 for SLL Crimes. Mumbai (C) (29), Thane (C) (9), Nasik (C) (3), Nagpur (C) (3), Solapur (C) (5), Pune (C) (4), Navi Mumbai (C) (4), Kolhapur (2), Nanded (17), Satara (12), Palghar (9) contributed substantially towards the number of Juvenile in conflict with law, who have been apprehended for IPC crimes in the age group of 7-12 years during 2014, which contributing 72.18% of all apprehended in this age group.

Juvenile in conflict with law in the age group of 12-16 years have been apprehended primarily in Mumbai (C) (317), followed by Thane (C) (225), Pune (C) (140), Satara (77), Nagpur (C) (71), Thane (R) (21), Navi Mumbai (C) (56), Pune (R) (67), Osmanabad (41), A'bad (C) (20), Nasik (C) (58), Buldhana (50), Nasik (R) (54), Akola (41) and Aurngababad (R) (32) which together contributed 65.83% of total apprehended in this age group.

The largest number of Juvenile in conflict with law apprehended during 2014 in the age group of 16-18 years for IPC cases was in Mumbai (C) (736), followed by Pune (C) (652), Thane (C) (262), Nagpur (C) (246), Satara (293), Nanded (86), Mumbai Rly (86) and Kolhapur (86), contributing 50.29% of all the apprehended in this age group in the State.

10.9.3 During 2014, 2.85% of Juvenile girls have been apprehended under IPC and 1.78% of Juvenile in conflict with law girls have been apprehended under S.L.L.

सन २०१४ मध्ये विशेष व स्थानिक कायदयाप्रमाणे ताब्यात घेण्यात आलेले सर्वाधिक विधीसंघर्षग्रस्त बाल ७ ते १२ वर्ष वयोगटात , मुंबई शहर (१२) असे आहेत. या वयोगटात ताब्यात घेतलेल्या विधीसंघर्षग्रस्त बाल यांचा १००% हिस्सा या घटकांचा आहे. १२ ते १६ वयोगटातील ताब्यात घेतलेले विधीसंघर्षग्रस्त बाल मुंबई शहर (२५), ठाणे शहर (४), अमरावती शहर (५) , पालघर (२), नागपूर ग्रामीण (२), सातारा (२), सांगली (२) व अमरावती ग्रामीण (२) यांचा मोठा वाटा आहे. या घटकांचा या वयोगटातील एकूण विधीसंघर्षग्रस्त बाल यात ८०.७६% हिस्सा आहे.

सन २०१४ मध्ये १६ ते १८ वर्षे या वयोगटातील ताब्यात घेतले विधीसंघर्षग्रस्त बाल मुंबई शहर (४५), अमरावती ग्रामीण (२७), अकोला (२३), चंद्रपूर (१४), सातारा (१३), सोलापूर ग्रामीण (९), नागपूर ग्रामीण (९), ठाणे शहर (९) व नागपूर शहर (९), यांचा मोठा वाटा आहे. या घटकांचा या वयोगटातील एकूण विधीसंघर्षग्रस्त बालकांचा ७३.८३ % हिस्सा आहे.

ताब्यात घेतलेल्या विधीसंघर्षग्रस्त बाल यांची निर्गती

१०.१०.१ ताब्यात घेतलेल्या विधीसंघर्षग्रस्त बाल यांच्या निर्गतीबाबत माहिती तक्ता क्र. ५९ मध्ये दिली आहे. सन २०१४ मध्ये प्रलंबित खटल्यामधील विधीसंघर्षग्रस्त बालकांची टक्केवारी २१ % आहे. सोलापूर ग्रामीण, धुळे, गडचिरोली, रत्नागिरी, सिंधुदुर्ग, पुणे शहर, नाशिक शहर, नवी मुंबई शहर बीड, लातूर, जालना, नांदेड, रायगड, सदर घटकांनी विधीसंघर्षग्रस्त बालक एकही ताब्यात घेतलेले नाही. मुंबई शहर, औरंगाबाद ग्रामीण, अमरावती ग्रामीण, उस्मानाबाद, परभणी , भंडारा व अहमदनगर या घटकांमध्ये सर्वात जास्त प्रकरणे प्रलंबित आहे.

एकूण ताब्यात घेतलेल्या विधीसंघर्षग्रस्त बालकांपैकी १८.३१ % विधीसंघर्षग्रस्त बालकांची निर्गती सल्ला देवून व कानउघाडणी द्वारे करण्यात आलेली आहे. १८.४४ % विधीसंघर्षग्रस्त बाल यांना आईवडील / पालक यांचे अभिरक्षेत, ५.९५% संस्थेत, व १६.९३ % विशेष गृहात पाठविण्यात आले. १.३८% विधीसंघर्षग्रस्त बालकांना दंड करण्यात आला आणि ४.५३% निर्दोष व इतर पध्दतीने सोडण्यात आलेले आहेत.

Mumbai (C) (12) and Mumbai Railway (4) contributed substantially towards the number of juvenile in conflict with law who have been apprehended in SLL crimes in these group 7-12 years during 2014, contributing 100% share of apprehended of this age group. Juvenile in conflict with laws in the age group of 12-16 years have been apprehended in Mumbai (C) (25), Thane (C) (4), Amarawati (C) (5) and Palghar, Nagpur (R), Satara, Sangali 2 each, which together contributed 80.76% share of apprehended Juvenile in conflict with laws in this age group.

The number of Juvenile in conflict with law apprehended during 2014 in the age group 16-18 for SLL cases was in Mumbai (C) (45), Amravati (R) (27), Akola (23), Chandrapur (14), Satara, (13), Solapur (R) (9), Nagpur (R) (9) Thane (C) (9) and Nagpur (C) (9) contributing 73.83% of all the apprehended in this age group.

Disposal of apprehended Juvenile in conflict with law.

10.10.1 The information on disposal of Juvenile in conflict with law apprehended is available in Table No.59. 21 % of Juvenile in conflict with law were awaiting disposal of their cases at the end of 2014. Juvenile in conflict with law is nil in Solapur (R), Dhule, Gadchiroli, Sindhudurg, Ratnagiri, Pune (C) and Nasik (C),c Navi Mumbai (C), Beed, Latur, Jalna, Nanded and Raigad units. Mumbai City, Aurnabad R, Amarawati R, Osmanabad R, Parbhani, Bhandara and Ahamadnagar have maximum Pendency of juvenile in conflict with law apprehended.

Out of the Juvenilein conflict with law apprehended, 18.31% have been disposed off after advice or admonition. 18.44% have been placed under care of parents / guardians, 5.95% sent to Special Institutions, 16.93% sent to Special Home, 1.38% were dealt with fine and 4.53 % were either acquitted or otherwise disposed off.

विधीसंघर्षग्रस्त बाल यांचे वर्गीकरण (कारण मीमांसेप्रमाणे)

१०.११.१ सन २०१४ ची विधीसंघर्षग्रस्त बाल यांच्या अपराधी कारणाबाबतची माहिती तक्ता क्रमांक ६० मध्ये दिलेली आहे. अपेक्षेप्रमाणेच शैक्षणिक व आर्थिक दृष्ट्या मागासलेपण ही दोन मुख्य कारणे बालकांच्या अपराधी वर्तनात आढळली आहेत. वेगवेगळ्या अपराधातील एकूण ताब्यात घेतलेल्या विधीसंघर्षग्रस्त बाल यांचेपैकी अशिक्षित (४८६), ६.७२%, प्राथमिकस्तरापर्यंत शिक्षण घेतलेले (२५५६), ३५.३६% आहेत. आईवडिलांसोबत राहणारे (६५२५), पालकांसोबत राहणारे (५४६) असून त्या दोन्हीची टक्केवारी ९७.८२% आहे. कुटुंबहीन बालके (१५७) म्हणजेच २.१७% आहेत.

खालील तक्त्यावरून २५००० रूपयांपर्यंत उत्पन्न असलेल्या कमी उत्पन्न गटात सन २००९ पासून घटता कल आढळून आला तर २५००१ ते ५०००० या उत्पन्न गटात वाढता कल आढळून आला. सन २०१३ चे तुलनेत सन २०१४ मध्ये घट ८.७७ % आहे.

CLASSIFICATION OF JUVENILES IN CONFLICT WITH LAW (as per causes)

10.11.1 Table No.60 shows classification of Juveniles apprehended by attributes during 2014. As expected, low education and poor economic status are common reasons of Juveniles in conflict with law. Out of the total Juveniles involved in various crimes, (486), 6.72% were illiterate and (2556), (35.36%) were not educated beyond the primary level. Children living with parents (6525) and with guardians (546) constituted 97.82% of Juvenile in conflict with law. The share of homeless children who were involved in the crimes was just (157), i.e, 2.17% only.

The following table shows that the share of Juvenile in conflict with law belonging to low income group (upto Rs. 25000 p.a.) has decreasing trend and belonging to income group (25001 to 50000 p.a.) has increasing trend since 2009. During 2013 there is a 8.77% decrease as compared to 2014.

तक्ता क्र. १०.२

सन २०१० ते २०१४ मध्ये भा.दं.वि व विशेष व स्थानिक कायद्याखालील ताब्यात घेतलेल्या विधीसंघर्षग्रस्त बाल यांची आर्थिक स्थितीप्रमाणे केलेली टक्केवारी प्रमाणे विभागणी

TABLE NO. 10.2

Percentage Distribution of Juvenile in conflict with law Apprehended (IPC + SLL) According to Economic Background during (2010 - 2014)

Sr. No.	INCOME GROUP	2010	2011	2012	2013	2014
1	Low (upto Rs.25000 p.a.)	65.53	57.3	58.82	53.05	42.71
2	Lower/Middle(25001 to 50000 p.a.)	19.63	26.29	22.28	24.95	25.04
3	Middle (Rs.50001 to 100000)	9.44	10.03	12.78	13.13	23.49
4	Upper Middle (Rs. 100001 to 200000)	3.33	4.67	4.07	7.48	6.41
5	Upper(Above Rs.200000)	2.07	1.71	2.05	1.4	2.35

Note: There are two columns indicated in table No. 60, i.e. columns 16 & 17. Both columns clubbed under Sr. No. 5.

तक्ता क्र. ४७

विधी संघर्षग्रस्त बाल यांचे भा.दं.वि. खालील दाखल झालेले गुन्हे व त्यांचे प्रमाण २००४-२०१४

Table No. 47

Incidence and Rate of Juvenile In Conflict With The Law under IPC During 2004-2014

Sr. No.	Year	Incidence of		Percentage Of Juvenile Crimes To Total Crimes	Estimated Mid-Year Population *(In Lakh)	Crime Rate
		Juvenile Crimes	Total IPC Crimes			
(1)	(2)	(3)	(4)	(5)	(6)	(7)
1	2004	3651	176302	2.07	1045.83	3.49
2	2005	4216	187027	2.25	1073.94	3.93
3	2006	4249	191788	2.22	1103.13	3.85
4	2007	4499	195707	2.30	1133.48	3.97
5	2008	4597	206243	2.23	1163.02	3.95
6	2009	4622	199598	2.32	1195.28	3.87
7	2010	4315	208168	2.07	1228.78	3.51
8	2011	4775	204902	2.33	1123.73	4.25
9	2012	4570	202700	2.25	1143.16	4.00
10	2013	5708	234385	2.44	1162.69	4.91
11	2014	5175	249834	2.07	1176.91	4.40

तक्ता क्र. ४८

सन २०१४ मधील विधीसंघर्षग्रस्त बाल यांचे भा.दं.वि. खालील गुन्हे (२००९-२०१३) व सन २०१४ मध्ये झालेला शेकडा प्रमाणातील बदल

Table No. 48

JUVENILE IN CONFLICT WITH LAW (IPC) UNDER DIFFERENT CRIME HEADS(2009-2013) AND VARIOUS PERCENTAGE CHANGE DURING 2014

SR. No.	CRIME HEAD	2004	2009	2010	2011	2012	2013	QUINQUENNIAL AVERAGE (2009-2013)	2014
1	2	3	4	5	6	7	8	9	10
1	Murder	86	142	98	145	117	143	129	121
2	Attempt to commit Murder	57	108	100	135	128	140	122	137
3	Culpable Homicide not amounting to Murder	2	4	1	5	7	4	4	5
4	Attempt to commit Culpable Homicide	*	*	*	*	*	*		0
5	Rape	56	76	88	125	89	197	115	208
6	Attempt to commit Rape	*	*	*	*	*	*	0	0
7	Kidnapping & Abduction	26	35	42	50	37	100	53	72
8	Dacoity	36	61	46	48	65	66	57	60
9	Making Preparation and Assembly for committing Dacoity	15	17	18	14	29	22	20	35
10	Robbery	67	148	166	176	243	302	207	293
11	Criminal Trespass/Burglary	430	516	548	571	490	615	548	508
12	Theft	1074	1396	1152	1256	1095	1358	1251	1216
13	Unlawful Assembly	*	*	*	*	*	*		29
14	Riots	241	426	352	442	464	534	444	396
15	Criminal Breach of Trust	7	2	4	8	0	4	4	4
16	Cheating	74	30	20	25	35	20	26	12
17	Forgery	*	*	*	*	*	*		1
18	Counterfeiting	2	0	3	8	10	5	5	2
19	Arson	10	14	11	12	15	17	14	13
20	Grievous Hurt	844	948	983	1020	1057	1128	1027	387
21	Dowry Deaths	14	20	11	7	6	6	10	11
22	Assault on women with intent to outrage her Modesty	67	72	93	108	96	312	136	328
23	Insult to the Modesty of Women	9	26	30	28	40	76	40	28
24	Cruelty by Husband or his Relatives	62	99	65	105	69	72	82	42
25	Importation of Girls from Foreign Country	0	0	0	0	0	0	0	0
26	Causing Death by Negligence	19	37	38	29	59	61	45	62
27	Offences against State	*	*	*	*	*	*		0
28	Offences promoting enmity between different groups	*	*	*	*	*	*		0
29	Extortion	*	*	*	*	*	*		8
30	Disclosure of Identity of Victims	*	*	*	*	*	*		0
31	Incidence of Rash Driving	*	*	*	*	*	*		179
32	Human Trafficking	*	*	*	*	*	*		3
33	Unnatural Offences	*	*	*	*	*	*		8
34	Other IPC crimes	453	445	446	458	419	526	459	1007
	Total Cognizable IPC crimes	3651	4622	4315	4775	4570	5708	4798	5175

Table No. 48 (Concluded)

SR. No.	CRIME HEAD	Percentage Change during 2014		
		[(+) Increase (-) Decrease] As Compared to		
		2004	Q.A.	2013
1	2	11	12	13
1	Murder	40.70	-6.20	-15.38
2	Attempt to commit Murder	140.35	12.11	-2.14
3	Culpable Homicide not amounting to Murder	150.00	19.05	25.00
4	Attempt to commit Culpable Homicide			
5	Rape	271.43	80.87	5.58
6	Attempt to commit Rape	0.00	0.00	0.00
7	Kidnapping & Abduction	176.92	36.36	-28.00
8	Dacoity	66.67	4.90	-9.09
9	Making Preparation and Assembly for committing Dacoity	133.33	75.00	59.09
10	Robbery	337.31	41.55	-2.98
11	Criminal Trespass/Burglary	18.14	-7.30	-17.40
12	Theft	13.22	-2.83	-10.46
13	Unlawful Assembly			
14	Riots	64.32	-10.73	-25.84
15	Criminal Breach of Trust	-42.86	11.11	0.00
16	Cheating	-83.78	-53.85	-40.00
17	Forgery	0.00	0.00	0.00
18	Counterfeiting	0.00	-61.54	-60.00
19	Arson	30.00	-5.80	-23.53
20	Grievous Hurt	-54.15	-62.32	-65.69
21	Dowry Deaths	-21.43	10.00	83.33
22	Assault on women with intent to outrage her Modesty	389.55	140.82	5.13
23	Insult to the Modesty of Women	211.11	-30.00	-63.16
24	Cruelty by Husband or his Relatives	-32.26	-48.78	-41.67
25	Importation of Girls from Foreign Country	0.00	0.00	0.00
26	Causing Death by Negligence	226.32	38.39	1.64
27	Offences against State			
28	Offences promoting enmity between different groups			
29	Extortion			
30	Disclosure of Identity of Victims			
31	Incidence of Rash Driving			
32	Human Trafficking			
33	Unnatural Offences			
34	Other IPC crimes	122.30	119.49	91.44
	Total Cognizable IPC crimes	41.74	7.86	-9.34

तक्ता क्र. ४९

सन २०१४ मधील विधीसंघर्षग्रस्त बाल यांचे विशेष व स्थानिक कायदया खालील शीर्ष-निहाय गुन्हे व २०१३ शी तुलना करता वाढ / घट

Table No. 49

JUVENILE IN CONFLICT WITH LAW UNDER DIFFERENT CRIME HEADS OF SLL & PERCENTAGE VARIATION DURING 2014 AS COMPARED TO 2013

Sr. No.	CRIME HEAD	NUMBER OF CASES 2013	NUMBER OF CASES 2014	PERCENTAGE CHANGE DURING 2014 AS COMPARED TO 2013
(1)	(2)	(3)	(4)	(5)
1	Arms Act, 1959	13	11	-15.38
2	Narcotic Drugs & Psychotropic Substances Act, 1985	7	21	200.00
3	Gambling Act, 1867	68	43	-36.76
4	Excise Act, 1944	0	0	0.00
5	Prohibition Act	73	38	-47.95
6	Explosives and Explosive Substances Act	0	0	0.00
7	Immoral Traffic (Prevention) Act, 1956	2	8	300.00
8	Indian Railways Act, 1989	3	2	-33.33
9	Registration of Foreigners Act, 1939	0	0	0.00
10	Protection of Civil Rights Act, 1955	0	0	0.00
10.1	PCR Act for crimes committed against SCs	0	0	0.00
10.2	PCR Act for crimes committed against STs	0	0	0.00
10.3	PCR Act for crimes committed against Others	0	0	0.00
11	Passport Act, 1967	10	3	-70.00
12	Essential Commodities Act, 1955	4	0	-100.00
13	Antiquities & Art Treasures Act, 1972	0	0	0.00
14	Dowry Prohibition Act, 1961	0	0	0.00
15	Indecent Representation of Women (Prohibition) Act, 1986	0	0	0.00
16	Copyright Act, 1957	2	2	0.00
17	Commission of Sati Prevention Act 1987	0	0	0.00
18	SC/ST (Prevention of Atrocities) Act, 1989	6	2	-66.67
18.1	POA Act for crimes committed against SCs	5	1	-80.00
18.2	POA Act for crimes committed against STs	1	1	0.00
19	Forest Act, 1927	0	0	0.00
20	Prohibition of Child Marriage Act, 2006	0	1	0.00
21	Protection of Women from Domestic Violence Act, 2005	0	0	0.00
22	Information Technology Act, 2000	*	2	0.00
23	Official Secrets Act, 1923	*	0	0.00
24	Electricity Act, 2003	*	1	0.00
25	Wildlife Protection Act, 1972	*	0	0.00
26	Bonded Labour System (Abolition) Act, 1976	*	0	0.00
27	Environmental (Protection) Act, 1986	*	3	0.00
28	Air (Prevention & Control of Pollution) Act, 1981	*	2	0.00
29	Water (Prevention & Control of Pollution) Act, 1974(as amended in 1988)	*	0	0.00
30	National Security Act, 1980	*	0	0.00
31	Unlawful Activities (Prevention) Act, 1967	*	0	0.00
32	Young Persons (Harmful Publications) Act, 1956	*	0	0.00
33	Railway Property (Unlawful Possession) Act, 1966	*	0	0.00
34	Prevention of Damage to Public Property Act, 1984	*	0	0.00
35	Transplantation of Human Organs Act, 1994	*	0	0.00
36	Trade Marks Act, 1999	*	0	0.00
37	Prevention of Insults to National Honour Act, 1971	*	0	0.00
38	State Emblem (Prohibition of Improper Use) Act, 2005	*	0	0.00
39	Lotteries (Regulation) Act, 1998	*	0	0.00
40	Citizenship Act, 1955	*	0	0.00
41	Foreigners Act, 1946	*	0	0.00
42	Place of Worship (Special Provisions) Act, 1991	*	0	0.00
43	Religious Institution (Prevention of Misuse) Act, 1988	*	0	0.00
44	Representation of People Act, 1951	*	1	0.00
45	Emigration Act, 1983	*	0	0.00
46	Juvenile Justice (Care and Protection of Children) Act, 2000	*	4	0.00
47	Infant Substitutes Regulation Act, 2003	*	0	0.00
48	Anti-Hijacking Act, 1982	*	0	0.00
49	Atomic Energy Act, 1962	*	0	0.00
50	Weapons of Mass Destruction (Proh. of Unlawful Activities) Act, 2005	*	0	0.00
51	Suppression of Unlawful Acts against Safety of Civil Aviation Act, 1982	*	0	0.00
52	Safety of Maritime Navigation Act, 2002	*	0	0.00
53	Manual Scavengers and Construction of Dry Latrines (P) Act, 1993	*	0	0.00
54	Pre-Natal Diagnostic Techniques (Reg and Prev of Misuse) Act, 1994	*	0	0.00
55	The Maritime Zones of India (Reg of Fishing by Foreign Vessels) Act, 1981	*	0	0.00
56	Other SLL crimes	139	88	-36.69
	Total Cognizable SLL crimes	327	232	-29.05

सन २०१४ मधील विधीसंग्रहप्रस्त बालांचे भा.दं.वि. खालील शीर्ष-निहाय गुन्हे (घटक-निहाय)

Table No.50

JUVENILE IN CONFLICT WITH LAW UNDER DEFFERENT CRIME HEADS (IPC) DURING 2014(UNIT- WISE)

Sr. No.	UNIT	Murder (Section 302 IPC)	Attempt To Commit Murder (Section 307 IPC)	Culpable Homicide Not Amounting To Murder (Section 304 IPC)	Attempt To Commit Culpable Homicide (Section 308 IPC)	Rape (Section 376 IPC) (Total)			
						Rape (Section 376 IPC)(Total)	Custodial Rape		
							Custodial Rape*	Gang Rape	Other Rape
(1)	(2)	(3)	(4)	(5)	(6)	(7)	(8)	(9)	(10)
1	Akola	7	6	0	0	5	0	0	0
2	Amravati Rural	1	4	0	0	3	0	0	0
3	Buldhana	2	1	0	0	2	0	0	0
4	Yavatmal	3	1	0	0	2	0	0	0
5	Washim	1	2	0	0	5	0	0	0
*	Amaravati Range	14	14	0	0	17	0	0	0
6	Aurangabad Rural	3	2	0	0	1	0	0	0
7	Jalna	1	2	0	0	2	0	0	0
8	Beed	2	5	0	0	3	0	0	0
9	Osmanabad	1	7	0	0	2	0	0	0
*	A'bad Range	7	16	0	0	8	0	0	0
10	Nanded	4	1	0	0	0	0	0	0
11	Latur	0	0	0	0	19	0	0	0
12	Parbhani	2	4	0	0	0	0	0	0
13	Hingoli	1	1	0	0	3	0	0	0
*	Nanded Range	7	6	0	0	22	0	0	0
14	Kolhapur	4	8	0	0	4	0	0	0
15	Pune Rural	6	6	0	0	5	0	0	0
16	Sangli	2	5	0	0	3	0	0	0
17	Satara	2	2	1	0	7	0	0	0
18	Solapur Rural	2	4	0	0	4	0	0	0
*	Kolhapur Range	16	25	1	0	23	0	0	0
19	Bhandara	0	0	0	0	2	0	0	0
20	Chandrapur	0	3	0	0	10	0	0	0
21	Nagpur Rural	3	0	0	0	2	0	0	0
22	Wardha	0	1	0	0	4	0	0	0
*	Nagpur Range	3	4	0	0	18	0	0	0
23	Gadchiroli	3	1	0	0	2	0	0	0
24	Gondia	1	0	0	0	6	0	0	0
*	Gadchiroli Range	4	1	0	0	8	0	0	0
25	Ahmednagar	8	1	0	0	15	0	0	0
26	Dhule	0	1	0	0	1	0	0	0
27	Jalgaon	0	2	0	0	0	0	0	0
28	Nasik Rural	3	2	0	0	4	0	0	0
29	Nandurbar	2	2	0	0	2	0	0	0
*	Nasik Range	13	8	0	0	22	0	0	0
30	Raigad	0	1	0	0	1	0	0	0
31	Ratnagiri	0	1	0	0	3	0	0	0
32	Sindhudurg	0	0	0	0	2	0	0	0
33	Thane Rural	1	0	2	0	2	0	0	0
34	Palghar	0	5	0	0	3	0	0	0
*	Thane Range	1	7	2	0	11	0	0	0
35	Mumbai Railway	0	1	0	0	0	0	0	0
36	Pune Railway	0	0	0	0	0	0	0	0
37	Nagpur Railway	0	1	0	0	0	0	0	0
*	Railways Range	0	2	0	0	0	0	0	0
38	Nagpur Commr.	7	4	0	0	7	0	0	0
39	Pune Commr.	18	17	0	0	9	0	0	0
40	Thane Commr.	7	12	1	0	14	0	0	0
41	Mumbai Commr.	8	11	0	0	39	0	0	0
42	Nasik Commr.	4	1	0	0	3	0	0	0
43	Aurangabad Commr.	3	1	0	0	1	0	0	0
44	Solapur Commr.	1	1	0	0	4	0	0	0
45	Navi Mumbai	4	4	1	0	2	0	0	0
46	Amravati Commr.	4	3	0	0	0	0	0	0
*	Total of Commrs.	56	54	2	0	79	0	0	0
**	Total	121	137	5	0	208	0	0	0

तक्ता क्र. ५० (चालू)

Table No. 50 (Continued)

Sr.No	UNIT	Rape			Attempt To Commit Rape (Section 376/511 IPC)	Kidnapping & Abduction (Section 363, 364, 364A, 366 IPC)					
		Other than Custodial Rape				Kidnapping & Abduction (Total)	K & A (Section 363 IPC)	K & A in order to Muder (Section 364 IPC)	K & A For Ransom, Etc (Section 364A IPC)	K & A Of Women To Compel Her For Marriage, Etc (Section 366 IPC)	Others
		Rape Other Than Custodial (Total)	Gang Rape	Other Rape							
(1)	(2)	(11)	(12)	(13)	(14)	(15)	(16)	(17)	(18)	(19)	(20)
1	Akola	5	0	5	0	0	0	0	0	0	0
2	Amravati Rural	3	1	2	0	0	0	0	0	0	0
3	Buldhana	2	0	2	0	0	0	0	0	0	0
4	Yavatmal	2	1	1	0	1	1	0	0	0	0
5	Washim	5	0	5	0	0	0	0	0	0	0
*	Amaravati Range	17	2	15	0	1	1	0	0	0	0
6	Aurangabad Rural	1	0	1	0	1	0	0	0	1	0
7	Jalna	2	0	2	0	0	0	0	0	0	0
8	Beed	3	0	3	0	3	1	0	0	2	0
9	Osmanabad	2	0	2	0	1	0	0	0	1	0
*	A'bad Range	8	0	8	0	5	1	0	0	4	0
10	Nanded	0	0	0	0	3	0	0	0	3	0
11	Latur	19	0	19	0	0	0	0	0	0	0
12	Parbhani	0	0	0	0	2	2	0	0	0	0
13	Hingoli	3	0	3	0	1	1	0	0	0	0
*	Nanded Range	22	0	22	0	6	3	0	0	3	0
14	Kolhapur	4	0	4	0	2	0	0	0	2	0
15	Pune Rural	5	0	5	0	2	1	1	0	0	0
16	Sangli	3	0	3	0	2	1	0	0	0	1
17	Satara	7	1	6	0	4	0	1	0	0	3
18	Solapur Rural	4	0	4	0	0	0	0	0	0	0
*	Kolhapur Range	23	1	22	0	10	2	2	0	2	4
19	Bhandara	2	0	2	0	0	0	0	0	0	0
20	Chandrapur	10	0	10	0	2	0	0	0	2	0
21	Nagpur Rural	2	0	2	0	0	0	0	0	0	0
22	Wardha	4	0	4	0	6	0	0	0	0	6
*	Nagpur Range	18	0	18	0	8	0	0	0	2	6
23	Gadchiroli	2	0	2	0	0	0	0	0	0	0
24	Gondia	6	1	5	0	0	0	0	0	0	0
*	Gadchiroli Range	8	1	7	0	0	0	0	0	0	0
25	Ahmednagar	15	0	15	0	4	0	0	0	4	0
26	Dhule	1	0	1	0	0	0	0	0	0	0
27	Jalgaon	0	0	0	0	0	0	0	0	0	0
28	Nasik Rural	4	2	2	0	1	0	0	0	1	0
29	Nandurbar	2	0	2	0	0	0	0	0	0	0
*	Nasik Range	22	2	20	0	5	0	0	0	5	0
30	Raigad	1	0	1	0	0	0	0	0	0	0
31	Ratnagiri	3	1	2	0	0	0	0	0	0	0
32	Sindhudurg	2	0	2	0	0	0	0	0	0	0
33	Thane Rural	2	0	2	0	0	0	0	0	0	0
34	Palghar	3	1	2	0	2	2	0	0	0	0
*	Thane Range	11	2	9	0	2	2	0	0	0	0
35	Mumbai Railway	0	0	0	0	0	0	0	0	0	0
36	Pune Railway	0	0	0	0	0	0	0	0	0	0
37	Nagpur Railway	0	0	0	0	0	0	0	0	0	0
*	Railways Range	0	0	0	0	0	0	0	0	0	0
38	Nagpur Commr.	7	0	7	0	3	1	0	0	1	1
39	Pune Commr.	9	1	8	0	0	0	0	0	0	0
40	Thane Commr.	14	0	14	0	6	5	0	0	0	1
41	Mumbai Commr.	39	4	35	0	18	11	1	1	0	5
42	Nasik Commr.	3	0	3	0	1	1	0	0	0	0
43	Aurangabad Commr.	1	0	1	0	4	1	0	0	3	0
44	Solapur Commr.	4	0	4	0	0	0	0	0	0	0
45	Navi Mumbai	2	0	2	0	2	2	0	0	0	0
46	Amravati Commr.	0	0	0	0	1	0	0	0	1	0
*	Total of Commrs.	79	5	74	0	35	21	1	1	5	7
**	Total	208	13	195	0	72	30	3	1	21	17

तक्ता क्र. ५० (चालू)

Table No. 50 (Continued)

Sr. No.	UNIT	Dacoity (Section 395,396 & 398 IPC)			Making Preparation And Assembly For Committing Dacoity (Section 399 & 402 IPC)	Robbery (Section 392 To 394, 397 And 398 IPC)	Criminal Trespass/Burglary (Section 457 To 460 IPC)			Theft (Section 379 To 380 IPC)		
		Dacoity (Total)	Dacoity With Murder (Section 396 IPC)	Others			Criminal Trespass/Burglary (Section 457 To 460 IPC) (Total)	Criminal Trespass/Burglary (Section 457 & 458 IPC)	House Trespass & House Breaking (Section 459 & 460 IPC)	Total Theft	Auto Theft	Other Thefts
(1)	(2)	(21)	(22)	(23)	(24)	(25)	(26)	(27)	(28)	(29)	(30)	(31)
1	Akola	2	0	2	1	6	8	6	2	48	6	42
2	Amravati Rural	0	0	0	0	2	10	2	8	17	2	15
3	Buldhana	0	0	0	0	2	6	6	0	18	2	16
4	Yavatmal	1	0	1	1	1	8	3	5	8	0	8
5	Washim	0	0	0	0	0	1	0	1	3	0	3
*	Amaravati Range	3	0	3	2	11	33	17	16	94	10	84
6	Aurangabad Rural	2	0	2	0	0	6	6	0	5	0	5
7	Jalna	0	0	0	0	10	28	19	9	9	3	6
8	Beed	0	0	0	0	1	1	1	0	5	1	4
9	Osmanabad	6	1	5	0	3	3	2	1	8	0	8
*	A'bad Range	8	1	7	0	14	38	28	10	27	4	23
10	Nanded	0	0	0	0	6	9	8	1	18	7	11
11	Latur	0	0	0	0	0	27	27	0	29	0	29
12	Parbhani	1	0	1	0	0	5	2	3	7	0	7
13	Hingoli	1	0	1	1	0	3	3	0	0	0	0
*	Nanded Range	2	0	2	1	6	44	40	4	54	7	47
14	Kolhapur	1	0	1	0	8	8	4	4	15	11	4
15	Pune Rural	7	0	7	2	5	9	7	2	20	13	7
16	Sangli	0	0	0	1	4	6	6	0	15	4	11
17	Satara	5	0	5	0	17	11	7	4	47	19	28
18	Solapur Rural	2	1	1	0	6	2	2	0	8	0	8
*	Kolhapur Range	15	1	14	3	40	36	26	10	105	47	58
19	Bhandara	0	0	0	0	2	8	5	3	13	2	11
20	Chandrapur	1	0	1	1	0	15	13	2	27	5	22
21	Nagpur Rural	1	0	1	1	0	7	7	0	16	2	14
22	Wardha	0	0	0	0	6	9	9	0	29	0	29
*	Nagpur Range	2	0	2	2	8	39	34	5	85	9	76
23	Gadchiroli	0	0	0	0	0	1	1	0	3	0	3
24	Gondia	0	0	0	0	1	11	11	0	11	0	11
*	Gadchiroli Range	0	0	0	0	1	12	12	0	14	0	14
25	Ahmednagar	1	0	1	5	3	1	0	1	11	2	9
26	Dhule	0	0	0	0	1	0	0	0	3	0	3
27	Jalgaon	2	0	2	0	1	2	2	0	8	0	8
28	Nasik Rural	3	0	3	0	3	14	3	11	13	5	8
29	Nandurbar	0	0	0	0	1	2	2	0	5	0	5
*	Nasik Range	6	0	6	5	9	19	7	12	40	7	33
30	Raigad	0	0	0	0	0	0	0	0	0	0	0
31	Ratnagiri	0	0	0	0	0	5	5	0	17	5	12
32	Sindhudurg	0	0	0	0	0	2	2	0	3	1	2
33	Thane Rural	0	0	0	0	4	9	9	0	15	4	11
34	Palghar	3	0	3	0	2	19	19	0	11	5	6
*	Thane Range	3	0	3	0	6	35	35	0	46	15	31
35	Mumbai Railway	0	0	0	0	24	1	1	0	90	0	90
36	Pune Railway	1	0	1	0	0	0	0	0	1	0	1
37	Nagpur Railway	0	0	0	0	4	0	0	0	23	0	23
*	Railways Range	1	0	1	0	28	1	1	0	114	0	114
38	Nagpur Commr.	4	0	4	1	21	21	13	8	52	22	30
39	Pune Commr.	3	0	3	6	30	44	37	7	131	90	41
40	Thane Commr.	5	0	5	1	36	47	30	17	123	85	38
41	Mumbai Commr.	1	0	1	1	60	89	73	16	189	65	124
42	Nasik Commr.	1	0	1	10	1	8	6	2	34	24	10
43	Aurangabad Commr.	4	0	4	2	10	5	4	1	21	4	17
44	Solapur Commr.	1	0	1	0	5	5	5	0	9	4	5
45	Navi Mumbai	1	0	1	1	6	27	24	3	57	20	37
46	Amravati Commr.	0	0	0	0	1	5	2	3	21	2	19
*	Total of Commrs.	20	0	20	22	170	251	194	57	637	316	321
**	Total	60	2	58	35	293	508	394	114	1216	415	801

Table No. 50 (Continued)

Sr. No.	UNIT	Unlawful Assembly (Section 143,144 & 145)	Riots (Total)	Communal	Industrial	Political	Caste Conflict			Agrarian	Students	Sectarian
							Caste Conflict (Total)	SC/STs Vs. Non-SCs/STs	Others			
(1)	(2)	(32)	(33)	(34)	(35)	(36)	(37)	(38)	(39)	(40)	(41)	(42)
1	Akola	1	17	0	0	0	0	0	0	0	0	0
2	Amravati Rural	0	3	0	0	0	0	0	0	0	0	0
3	Buldhana	2	14	0	0	0	0	0	0	0	0	0
4	Yavatmal	0	1	0	0	0	0	0	0	0	0	0
5	Washim	1	3	0	0	0	0	0	0	0	0	0
*	Amaravati Range	4	38	0	0	0	0	0	0	0	0	0
6	Aurangabad Rural	0	12	0	0	0	0	0	0	0	0	0
7	Jalna	0	3	0	0	0	0	0	0	0	0	0
8	Beed	0	12	0	0	0	0	0	0	0	0	0
9	Osmanabad	0	15	0	0	0	0	0	0	1	0	0
*	A'bad Range	0	42	0	0	0	0	0	0	1	0	0
10	Nanded	1	6	0	0	0	0	0	0	0	0	0
11	Latur	0	0	0	0	0	0	0	0	0	0	0
12	Parbhani	0	6	0	0	0	0	0	0	0	0	0
13	Hingoli	1	4	0	0	0	0	0	0	0	0	0
*	Nanded Range	2	16	0	0	0	0	0	0	0	0	0
14	Kolhapur	2	19	0	0	0	1	1	0	0	0	0
15	Pune Rural	0	20	0	0	0	0	0	0	0	0	0
16	Sangli	0	16	0	0	2	0	0	0	0	0	0
17	Satara	0	34	0	0	0	0	0	0	0	0	0
18	Solapur Rural	0	12	0	0	0	0	0	0	0	0	0
*	Kolhapur Range	2	101	0	0	2	1	1	0	0	0	0
19	Bhandara	1	1	0	0	0	0	0	0	0	0	0
20	Chandrapur	5	1	0	0	0	0	0	0	0	0	0
21	Nagpur Rural	0	3	0	0	0	0	0	0	0	0	0
22	Wardha	0	2	0	0	0	0	0	0	0	0	0
*	Nagpur Range	6	7	0	0	0	0	0	0	0	0	0
23	Gadchiroli	0	1	0	0	0	0	0	0	0	0	0
24	Gondia	0	0	0	0	0	0	0	0	0	0	0
*	Gadchiroli Range	0	1	0	0	0	0	0	0	0	0	0
25	Ahmednagar	3	8	0	0	0	0	0	0	0	0	0
26	Dhule	0	0	0	0	0	0	0	0	0	0	0
27	Jalgaon	0	9	0	0	0	0	0	0	0	0	0
28	Nasik Rural	1	6	0	0	0	0	0	0	0	0	0
29	Nandurbar	0	3	0	0	0	0	0	0	0	0	0
*	Nasik Range	4	26	0	0	0	0	0	0	0	0	0
30	Raigad	0	0	0	0	0	0	0	0	0	0	0
31	Ratnagiri	0	1	0	0	0	0	0	0	0	0	0
32	Sindhudurg	0	1	0	0	0	0	0	0	0	0	0
33	Thane Rural	0	7	0	0	0	0	0	0	0	0	0
34	Palghar	1	20	0	0	0	0	0	0	0	0	0
*	Thane Range	1	29	0	0	0	0	0	0	0	0	0
35	Mumbai Railway	0	0	0	0	0	0	0	0	0	0	0
36	Pune Railway	0	0	0	0	0	0	0	0	0	0	0
37	Nagpur Railway	0	0	0	0	0	0	0	0	0	0	0
*	Railways Range	0	0	0	0	0	0	0	0	0	0	0
38	Nagpur Commr.	1	10	0	0	0	0	0	0	0	0	0
39	Pune Commr.	1	40	2	0	0	0	0	0	0	0	0
40	Thane Commr.	6	32	0	0	0	0	0	0	0	0	0
41	Mumbai Commr.	2	31	0	0	0	0	0	0	0	0	0
42	Nasik Commr.	0	7	0	0	0	0	0	0	0	0	0
43	Aurangabad Commr.	0	5	0	0	0	0	0	0	0	0	0
44	Solapur Commr.	0	2	0	0	0	0	0	0	0	0	0
45	Navi Mumbai	0	9	0	0	1	0	0	0	0	0	0
46	Amravati Commr.	0	0	0	0	0	0	0	0	0	0	0
*	Total of Commrs.	10	136	2	0	1	0	0	0	0	0	0
**	Total	29	396	2	0	3	1	1	0	1	0	0

Table No. 50 (Continued)

Sr. No.	UNIT	Others (Other Than the previous columns)	Criminal Breach of Trust (Section 406 to 409 IPC)	Cheating (Section 419 to 420 IPC)	Forgery (Section 468 & 471 IPC)	Counterfeiting (Section 231 - 254 And 489-A To 489-E IPC)					
						Counterfeiting (Total)	Offences Related To Counterfeit Coin (Section 231-235,237, 238-240 & 242-243 IPC)	Counterfeiting Government Stamp (Section 255 IPC)	Counterfeit Currency & Bank Notes (Sect. 489-A To 489-E IPC)		
									Counterfeit Currency & Bank Notes (Total)	Counterfeiting Currency-Notes Or Bank Notes (Section 489A IPC)	Using As Genuine, Forged Or Counterfeiting Currency / Bank Notes (Section 489B IPC)
(1)	(2)	(43)	(44)	(45)	(46)	(47)	(48)	(49)	(50)	(51)	(52)
1	Akola	17	0	0	0	0	0	0	0	0	0
2	Amravati Rural	3	0	0	0	0	0	0	0	0	0
3	Buldhana	14	0	0	0	0	0	0	0	0	0
4	Yavatmal	1	0	1	0	0	0	0	0	0	0
5	Washim	3	0	0	0	0	0	0	0	0	0
*	Amaravati Range	38	0	1	0	0	0	0	0	0	0
6	Aurangabad Rural	12	0	0	0	0	0	0	0	0	0
7	Jalna	3	0	0	0	0	0	0	0	0	0
8	Beed	12	0	0	0	0	0	0	0	0	0
9	Osmanabad	14	0	0	0	0	0	0	0	0	0
*	A'bad Range	41	0	0	0	0	0	0	0	0	0
10	Nanded	6	0	0	0	0	0	0	0	0	0
11	Latur	0	0	0	0	0	0	0	0	0	0
12	Parbhani	6	0	0	0	0	0	0	0	0	0
13	Hingoli	4	0	0	0	0	0	0	0	0	0
*	Nanded Range	16	0	0	0	0	0	0	0	0	0
14	Kolhapur	18	0	0	0	0	0	0	0	0	0
15	Pune Rural	20	0	0	0	0	0	0	0	0	0
16	Sangli	14	0	0	0	0	0	0	0	0	0
17	Satara	34	0	1	0	0	0	0	0	0	0
18	Solapur Rural	12	0	1	0	0	0	0	0	0	0
*	Kolhapur Range	98	0	2	0	0	0	0	0	0	0
19	Bhandara	1	0	0	0	0	0	0	0	0	0
20	Chandrapur	1	0	0	0	0	0	0	0	0	0
21	Nagpur Rural	3	0	0	0	0	0	0	0	0	0
22	Wardha	2	0	0	0	0	0	0	0	0	0
*	Nagpur Range	7	0	0	0	0	0	0	0	0	0
23	Gadchiroli	1	0	0	0	0	0	0	0	0	0
24	Gondia	0	0	2	0	0	0	0	0	0	0
*	Gadchiroli Range	1	0	2	0	0	0	0	0	0	0
25	Ahmednagar	8	0	0	0	0	0	0	0	0	0
26	Dhule	0	0	0	0	0	0	0	0	0	0
27	Jalgaon	9	0	0	0	0	0	0	0	0	0
28	Nasik Rural	6	0	1	0	0	0	0	0	0	0
29	Nandurbar	3	0	1	0	0	0	0	0	0	0
*	Nasik Range	26	0	2	0	0	0	0	0	0	0
30	Raigad	0	0	0	0	0	0	0	0	0	0
31	Ratnagiri	1	0	1	0	0	0	0	0	0	0
32	Sindhudurg	1	0	0	0	0	0	0	0	0	0
33	Thane Rural	7	0	0	0	0	0	0	0	0	0
34	Palghar	20	0	0	0	1	0	0	1	0	1
*	Thane Range	29	0	1	0	1	0	0	1	0	1
35	Mumbai Railway	0	0	0	0	0	0	0	0	0	0
36	Pune Railway	0	0	0	0	0	0	0	0	0	0
37	Nagpur Railway	0	0	0	0	0	0	0	0	0	0
*	Railways Range	0	0	0	0	0	0	0	0	0	0
38	Nagpur Commr.	10	0	0	0	1	0	0	1	1	0
39	Pune Commr.	38	0	1	0	0	0	0	0	0	0
40	Thane Commr.	32	0	0	0	0	0	0	0	0	0
41	Mumbai Commr.	31	1	1	1	0	0	0	0	0	0
42	Nasik Commr.	7	1	1	0	0	0	0	0	0	0
43	Aurangabad Commr.	5	0	0	0	0	0	0	0	0	0
44	Solapur Commr.	2	0	1	0	0	0	0	0	0	0
45	Navi Mumbai	8	1	0	0	0	0	0	0	0	0
46	Amravati Commr.	0	1	0	0	0	0	0	0	0	0
*	Total of Commrs.	133	4	4	1	1	0	0	1	1	0
**	Total	389	4	12	1	2	0	0	2	1	1

Table No. 50 (Continued)

Sr. No.	UNIT	Counterfeit Currency & Bank Notes (Section 489-A To 489-E IPC) (concluded)			Arson (Section 436 IPC)	Grievous Hurt (325,326,326A & 326 B IPC)				Dowry Deaths (Section 304-B IPC)
		Counterfeit Currency & Bank Notes (Total)	Counterfeiting Currency- Notes Or Bank Notes (Section 489A IPC)	Using As Genuine, Forged Or Counterfeiting Currency / Bank Notes (Section 489B IPC)		Grievous Hurt (325,326, 326A & 326 B IPC) Total	Counterf eit Currency & Bank Notes (Total)	Counterfeiting Currency- Notes Or Bank Notes (Section 489A IPC)	Using As Genuine, Forged Or Counterfeiting Currency / Bank Notes (Section 489B IPC)	
(1)	(2)	(53)	(54)	(55)	(56)	(57)	(58)	(59)	(60)	(61)
1	Akola	0	0	0	0	11	11	0	0	0
2	Amravati Rural	0	0	0	0	16	16	0	0	0
3	Buldhana	0	0	0	0	4	4	0	0	0
4	Yavatmal	0	0	0	0	2	2	0	0	0
5	Washim	0	0	0	0	2	2	0	0	0
*	Amaravati Range	0	0	0	0	35	35	0	0	0
6	Aurangabad Rural	0	0	0	0	2	2	0	0	1
7	Jalna	0	0	0	0	8	8	0	0	0
8	Beed	0	0	0	0	7	7	0	0	0
9	Osmanabad	0	0	0	0	0	0	0	0	0
*	A'bad Range	0	0	0	0	17	17	0	0	1
10	Nanded	0	0	0	0	10	10	0	0	1
11	Latur	0	0	0	0	0	0	0	0	0
12	Parbhani	0	0	0	1	13	13	0	0	0
13	Hingoli	0	0	0	0	4	4	0	0	1
*	Nanded Range	0	0	0	1	27	27	0	0	2
14	Kolhapur	0	0	0	1	0	0	0	0	0
15	Pune Rural	0	0	0	0	3	3	0	0	0
16	Sangli	0	0	0	0	4	4	0	0	0
17	Satara	0	0	0	0	9	9	0	0	0
18	Solapur Rural	0	0	0	0	3	3	0	0	0
*	Kolhapur Range	0	0	0	1	19	19	0	0	0
19	Bhandara	0	0	0	0	4	4	0	0	0
20	Chandrapur	0	0	0	0	5	5	0	0	0
21	Nagpur Rural	0	0	0	1	8	8	0	0	0
22	Wardha	0	0	0	0	13	13	0	0	0
*	Nagpur Range	0	0	0	1	30	30	0	0	0
23	Gadchiroli	0	0	0	0	1	1	0	0	0
24	Gondia	0	0	0	0	1	1	0	0	1
25	Ahmednagar	0	0	0	0	5	5	0	0	3
26	Dhule	0	0	0	0	0	0	0	0	0
27	Jalgaon	0	0	0	0	2	2	0	0	0
28	Nasik Rural	0	0	0	2	5	5	0	0	0
29	Nandurbar	0	0	0	0	0	0	0	0	0
*	Nasik Range	0	0	0	2	12	12	0	0	3
30	Raigad	0	0	0	0	0	0	0	0	0
31	Ratnagiri	0	0	0	0	0	0	0	0	0
32	Sindhudurg	0	0	0	0	0	0	0	0	0
33	Thane Rural	0	0	0	0	13	13	0	0	0
34	Palghar	0	0	0	1	11	11	0	0	0
*	Thane Range	0	0	0	1	24	24	0	0	0
35	Mumbai Railway	0	0	0	0	0	0	0	0	0
36	Pune Railway	0	0	0	0	0	0	0	0	0
37	Nagpur Railway	0	0	0	0	3	3	0	0	0
*	Railways Range	0	0	0	0	3	3	0	0	0
38	Nagpur Commr.	0	0	0	0	28	28	0	0	2
39	Pune Commr.	0	0	0	0	35	35	0	0	0
40	Thane Commr.	0	0	0	3	28	28	0	0	0
41	Mumbai Commr.	0	0	0	1	113	113	0	0	1
42	Nasik Commr.	0	0	0	1	5	5	0	0	0
43	Aurangabad Commr.	0	0	0	0	3	3	0	0	1
44	Solapur Commr.	0	0	0	2	0	0	0	0	0
45	Navi Mumbai	0	0	0	0	6	6	0	0	0
46	Amravati Commr.	0	0	0	0	0	0	0	0	0
*	Total of Commrs.	0	0	0	7	218	218	0	0	4
**	Total	0	0	0	13	387	387	0	0	11

तक्ता क्र. ५० (चालू)

Table No. 50 (Continued)

Sr. No.	UNIT	Assault On Women With Intent To Outrage Her Modesty (Section 354 IPC)						Insult To The Modesty Of Women (Section 509 IPC)					Cruelty By Husband Or His Relatives (Section 498A IPC)
		Assault On Women With Intent To Outrage Her Modesty (Section 354 IPC) (Total)	Sexual Harassment (Section 354A IPC)	Assault Or Use Of Criminal Force To Women With Intent To Disrobe (Section 354B IPC)	Voyeurism (Section 354C IPC)	Stalking (Section 354D IPC)	Other	Insult To The Modesty Of Women (Total)	At Office Premises	Other Places Related To Work	In Public Transport System	Places Other Than (Previous Columns)	
(1)	(2)	(62)	(63)	(64)	(65)	(66)	(67)	(68)	(69)	(70)	(71)	(72)	(73)
1	Akola	11	4	0	2	0	5	0	0	0	0	0	3
2	Amravati Rural	6	4	1	0	0	1	0	0	0	0	0	5
3	Buldhana	11	7	0	0	0	4	0	0	0	0	0	1
4	Yavatmal	6	3	0	0	1	2	2	0	0	0	2	0
5	Washim	2	2	0	0	0	0	0	0	0	0	0	0
*	Amaravati Range	36	20	1	2	1	12	2	0	0	0	2	9
6	Aurangabad Rural	7	3	1	0	0	3	0	0	0	0	0	1
7	Jalna	9	6	0	0	0	3	1	1	0	0	0	1
8	Beed	14	8	0	0	3	3	0	0	0	0	0	5
9	Osmanabad	4	2	0	0	0	2	0	0	0	0	0	1
*	A'bad Range	34	19	1	0	3	11	1	1	0	0	0	8
10	Nanded	5	5	0	0	0	0	0	0	0	0	0	3
11	Latur	0	0	0	0	0	0	0	0	0	0	0	0
12	Parbhani	2	2	0	0	0	0	0	0	0	0	0	4
13	Hingoli	4	3	0	0	1	0	0	0	0	0	0	1
*	Nanded Range	11	10	0	0	1	0	0	0	0	0	0	8
14	Kolhapur	4	0	0	0	1	3	0	0	0	0	0	1
15	Pune Rural	9	3	1	0	2	3	1	0	0	0	1	1
16	Sangli	6	3	0	0	0	3	0	0	0	0	0	1
17	Satara	10	5	0	0	1	4	1	0	0	0	1	1
18	Solapur Rural	5	0	0	0	0	5	2	0	0	0	2	3
*	Kolhapur Range	34	11	1	0	4	18	4	0	0	0	4	7
19	Bhandara	6	1	0	0	1	4	0	0	0	0	0	0
20	Chandrapur	6	0	0	0	0	6	2	0	0	0	2	0
21	Nagpur Rural	10	5	1	0	0	4	1	0	0	0	1	0
22	Wardha	16	0	0	0	0	16	0	0	0	0	0	0
*	Nagpur Range	38	6	1	0	1	30	3	0	0	0	3	0
23	Gadchiroli	1	0	0	0	0	1	0	0	0	0	0	1
24	Gondia	2	2	0	0	0	0	0	0	0	0	0	0
*	Gadchiroli Range	3	2	0	0	0	1	0	0	0	0	0	1
25	Ahmednagar	6	0	0	0	0	6	0	0	0	0	0	2
26	Dhule	1	0	0	0	0	1	0	0	0	0	0	0
27	Jalgaon	1	0	0	0	0	1	0	0	0	0	0	0
28	Nasik Rural	7	4	1	1	1	0	0	0	0	0	0	0
29	Nandurbar	0	0	0	0	0	0	0	0	0	0	0	0
*	Nasik Range	15	4	1	1	1	8	0	0	0	0	0	2
30	Raigad	9	1	0	0	2	6	0	0	0	0	0	0
31	Ratnagiri	4	1	0	0	3	0	0	0	0	0	0	0
32	Sindhudurg	1	1	0	0	0	0	0	0	0	0	0	0
33	Thane Rural	3	0	0	3	0	0	0	0	0	0	0	0
34	Palghar	12	2	0	0	0	10	0	0	0	0	0	0
*	Thane Range	29	5	0	3	5	16	0	0	0	0	0	0
35	Mumbai Railway	0	0	0	0	0	0	0	0	0	0	0	0
36	Pune Railway	0	0	0	0	0	0	0	0	0	0	0	0
37	Nagpur Railway	1	0	0	0	0	1	0	0	0	0	0	0
*	Railways Range	1	0	0	0	0	1	0	0	0	0	0	0
38	Nagpur Commr.	11	3	2	0	4	2	1	0	0	0	1	0
39	Pune Commr.	20	8	0	0	1	11	0	0	0	0	0	1
40	Thane Commr.	17	6	1	0	2	8	1	0	0	0	1	1
41	Mumbai Commr.	56	20	1	1	2	32	16	0	2	0	14	2
42	Nasik Commr.	10	5	0	0	1	4	0	0	0	0	0	2
43	Aurangabad Commr.	5	3	0	0	2	0	0	0	0	0	0	0
44	Solapur Commr.	1	0	0	0	0	1	0	0	0	0	0	0
45	Navi Mumbai	4	1	0	0	0	3	0	0	0	0	0	0
46	Amravati Commr.	3	0	0	0	0	3	0	0	0	0	0	1
*	Total of Commrs.	127	46	4	1	12	64	18	0	2	0	16	7
**	Total	328	123	9	7	28	161	28	1	2	0	25	42

तक्ता क्र. ५० (पूर्ण)

TABLE NO. 50 (Concluded)

Sr. No.	UNIT	Extortion (Section 384 IPC)	Disclosure Of Identity Of Victims (Section 228 A IPC)	Incidence Of Rash Driving/Road Rage (Under Section 279 IPC) (Read With Other Sections Of IPC Also)	Human trafficking (Under Section 370 & 370A IPC)	Unnatural Offences	Other IPC Crimes	Total Cognizable IPC Crimes (Excluding columns of Sub crime Heads)
(1)	(2)	(84)	(85)	(86)	(87)	(88)	(89)	(90)
1	Akola	0	0	6	0	0	21	154
2	Amravati Rural	0	0	6	0	0	40	118
3	Buldhana	0	0	3	0	0	49	115
4	Yavatmal	0	0	1	0	0	27	68
5	Washim	0	0	0	0	1	18	39
*	Amaravati Range	0	0	16	0	1	155	494
6	Aurangabad Rural	0	0	0	0	0	19	64
7	Jalna	0	0	0	0	0	7	83
8	Beed	1	0	0	0	0	13	72
9	Osmanabad	0	0	3	0	1	21	76
*	A'bad Range	1	0	3	0	1	60	295
10	Nanded	0	0	2	0	0	49	120
11	Latur	0	0	0	0	0	0	75
12	Parbhani	0	0	0	0	0	48	95
13	Hingoli	0	0	0	0	0	14	40
*	Nanded Range	0	0	2	0	0	111	330
14	Kolhapur	0	0	3	0	0	14	97
15	Pune Rural	0	0	0	0	0	14	110
16	Sangli	0	0	6	0	0	23	94
17	Satara	0	0	6	0	2	36	199
18	Solapur Rural	0	0	5	0	0	20	81
*	Kolhapur Range	0	0	20	0	2	107	581
19	Bhandara	0	0	6	0	0	11	55
20	Chandrapur	0	0	3	0	0	33	114
21	Nagpur Rural	0	0	1	0	0	14	69
22	Wardha	0	0	0	0	0	4	92
*	Nagpur Range	0	0	10	0	0	62	330
23	Gadchiroli	0	0	1	0	0	1	17
24	Gondia	0	0	0	0	0	19	55
*	Gadchiroli Range	0	0	1	0	0	20	72
25	Ahmednagar	0	0	1	0	0	0	77
26	Dhule	0	0	2	0	0	1	10
27	Jalgaon	0	0	0	0	0	16	43
28	Nasik Rural	0	0	0	0	0	24	92
29	Nandurbar	0	0	2	0	0	5	25
*	Nasik Range	0	0	5	0	0	46	247
30	Raigad	0	0	0	0	0	25	36
31	Ratnagiri	0	0	3	0	0	8	44
32	Sindhudurg	0	0	0	0	0	1	10
33	Thane Rural	0	0	0	0	0	9	65
34	Palghar	0	0	7	0	0	17	116
*	Thane Range	0	0	10	0	0	60	271
35	Mumbai Railway	0	0	0	1	0	4	121
36	Pune Railway	0	0	0	0	0	0	2
37	Nagpur Railway	0	0	0	0	0	0	32
*	Railways Range	0	0	0	1	0	4	155
38	Nagpur Commr.	0	0	12	0	0	39	230
39	Pune Commr.	1	0	14	0	2	56	437
40	Thane Commr.	1	0	13	1	1	26	386
41	Mumbai Commr.	3	0	46	1	1	155	856
42	Nasik Commr.	1	0	13	0	0	32	137
43	Aurangabad Commr.	1	0	3	0	0	30	99
44	Solapur Commr.	0	0	0	0	0	14	46
45	Navi Mumbai	0	0	2	0	0	10	139
46	Amravati Commr.	0	0	9	0	0	20	70
*	Total of Commrs.	7	0	112	2	4	382	2400
**	Total	8	0	179	3	8	1007	5175

विधीसंघर्षग्रस्त बाल यांचे विशेष व स्थानिक कायद्याखालील शीर्ष व घटक-निहाय गुन्हे

TABLE NO. 51
JUVENILE IN CONFLICT WITH LAW UNDER DIFFERENT CRIME HEADS (SLL) DURING 2014 UNIT-WISE

S.No.	State/UT	Arms Act, 1959	Narcotic Drugs & Psychotropic Substances Act, 1985	Gambling Act, 1867	Excise Act, 1944	Prohibition Act	Explosives & Explosive Substances Act, 1884 & 1908	Immoral Traffic (Prevention) Act, 1956					
								Immoral Traffic (Prevention) Act, 1956 (Total)	Under Section 5	Under Section 6	Under Section 7	Under Section 8	Others
(1)	(2)	(3)	(4)	(5)	(6)	(7)	(8)	(9)	(10)	(11)	(12)	(13)	(14)
1	Akola	0	0	16	0	3	0	0	0	0	0	0	0
2	Amravati Rural	0	0	1	0	16	0	0	0	0	0	0	0
3	Buldhana	0	0	5	0	0	0	0	0	0	0	0	0
4	Yavatmal	0	0	1	0	0	0	0	0	0	0	0	0
5	Washim	0	0	0	0	0	0	0	0	0	0	0	0
*	Amaravati Range	0	0	23	0	19	0	0	0	0	0	0	0
6	Aurangabad Rural	0	0	0	0	2	0	0	0	0	0	0	0
7	Jalna	0	0	0	0	1	0	0	0	0	0	0	0
8	Beed	0	0	0	0	0	0	0	0	0	0	0	0
9	Osmanabad	0	0	0	0	0	0	0	0	0	0	0	0
*	A'bad Range	0	0	0	0	3	0	0	0	0	0	0	0
10	Nanded	1	0	2	0	0	0	0	0	0	0	0	0
11	Latur	0	0	0	0	0	0	0	0	0	0	0	0
12	Parbhani	0	0	0	0	0	0	0	0	0	0	0	0
13	Hingoli	0	0	0	0	0	0	0	0	0	0	0	0
*	Nanded Range	1	0	2	0	0	0	0	0	0	0	0	0
14	Kolhapur	0	0	0	0	0	0	0	0	0	0	0	0
15	Pune Rural	0	0	0	0	0	0	0	0	0	0	0	0
16	Sangli	0	0	1	0	2	0	0	0	0	0	0	0
17	Satara	0	0	1	0	1	0	0	0	0	0	0	0
18	Solapur Rural	0	0	0	0	0	0	0	0	0	0	0	0
*	Kolhapur Range	0	0	2	0	3	0	0	0	0	0	0	0
19	Bhandara	0	2	0	0	0	0	0	0	0	0	0	0
20	Chandrapur	0	0	10	0	4	0	0	0	0	0	0	0
21	Nagpur Rural	0	0	5	0	3	0	0	0	0	0	0	0
22	Wardha	0	0	0	0	0	0	0	0	0	0	0	0
*	Nagpur Range	0	2	15	0	7	0	0	0	0	0	0	0
23	Gadchiroli	0	0	0	0	0	0	0	0	0	0	0	0
24	Gondia	0	0	0	0	0	0	0	0	0	0	0	0
*	Gadchiroli Range	0	0	0	0	0	0	0	0	0	0	0	0
25	Ahmednagar	0	0	0	0	0	0	0	0	0	0	0	0
26	Dhule	0	0	0	0	0	0	0	0	0	0	0	0
27	Jalgaon	0	0	0	0	0	0	0	0	0	0	0	0
28	Nasik Rural	0	0	0	0	0	0	0	0	0	0	0	0
29	Nandurbar	0	0	0	0	0	0	0	0	0	0	0	0
*	Nasik Range	0	0	0	0	0	0	0	0	0	0	0	0
30	Raigad	0	0	0	0	0	0	0	0	0	0	0	0
31	Ratnagiri	0	0	0	0	0	0	0	0	0	0	0	0
32	Sindhudurg	0	0	0	0	0	0	0	0	0	0	0	0
33	Thane Rural	0	0	0	0	0	0	0	0	0	0	0	0
34	Palghar	0	0	0	0	0	0	0	0	0	0	0	0
*	Thane Range	0	0	0	0	0	0	0	0	0	0	0	0
35	Mumbai Railway	1	0	0	0	0	0	0	0	0	0	0	0
36	Pune Railway	0	0	0	0	0	0	0	0	0	0	0	0
37	Nagpur Railway	0	0	0	0	0	0	0	0	0	0	0	0
*	Railways Range	1	0	0	0	0	0	0	0	0	0	0	0
38	Nagpur Commr.	1	0	1	0	3	0	0	0	0	0	0	0
39	Pune Commr.	0	0	0	0	0	0	0	0	0	0	0	0
40	Thane Commr.	4	0	0	0	0	0	0	0	0	0	0	0
41	Mumbai Commr.	1	19	0	0	0	0	8	0	0	0	0	8
42	Nasik Commr.	2	0	0	0	0	0	0	0	0	0	0	0
43	Aurangabad Commr	1	0	0	0	2	0	0	0	0	0	0	0
44	Solapur Commr.	0	0	0	0	0	0	0	0	0	0	0	0
45	Navi Mumbai	0	0	0	0	0	0	0	0	0	0	0	0
46	Amravati Commr.	0	0	0	0	1	0	0	0	0	0	0	0
*	Total of Commrs.	9	19	1	0	6	0	8	0	0	0	0	8
**	Total	11	21	43	0	38	0	8	0	0	0	0	8

TABLE NO. 51 (Continued)

S.No.	State/UT	Indian Railways Act, 1989	Registration Of Foreigners Act, 1939	Protection Of Civil Rights Act, 1955				Passport Act, 1967	Essential Commodities Act, 1955
				Protection Of Civil Rights Act, 1955 (Total)	For Crimes Committed Against SCs	For Crimes Committed Against STs	For Crimes Committed Against Others		
(1)	(2)	(15)	(16)	(17)	(18)	(19)	(20)	(21)	(22)
1	Akola	0	0	0	0	0	0	0	0
2	Amravati Rural	0	0	0	0	0	0	0	0
3	Buldhana	0	0	0	0	0	0	0	0
4	Yavatmal	0	0	0	0	0	0	0	0
5	Washim	0	0	0	0	0	0	0	0
*	Amaravati Range	0	0	0	0	0	0	0	0
6	Aurangabad Rural	0	0	0	0	0	0	0	0
7	Jalna	0	0	0	0	0	0	0	0
8	Beed	0	0	0	0	0	0	0	0
9	Osmanabad	0	0	0	0	0	0	0	0
*	A'bad Range	0	0	0	0	0	0	0	0
10	Nanded	0	0	0	0	0	0	0	0
11	Latur	0	0	0	0	0	0	0	0
12	Parbhani	0	0	0	0	0	0	0	0
13	Hingoli	0	0	0	0	0	0	0	0
*	Nanded Range	0	0	0	0	0	0	0	0
14	Kolhapur	0	0	0	0	0	0	0	0
15	Pune Rural	0	0	0	0	0	0	0	0
16	Sangli	0	0	0	0	0	0	0	0
17	Satara	0	0	0	0	0	0	0	0
18	Solapur Rural	0	0	0	0	0	0	0	0
*	Kolhapur Range	0	0	0	0	0	0	0	0
19	Bhandara	0	0	0	0	0	0	0	0
20	Chandrapur	0	0	0	0	0	0	0	0
21	Nagpur Rural	0	0	0	0	0	0	0	0
22	Wardha	0	0	0	0	0	0	0	0
*	Nagpur Range	0	0	0	0	0	0	0	0
23	Gadchiroli	0	0	0	0	0	0	0	0
24	Gondia	0	0	0	0	0	0	0	0
*	Gadchiroli Range	0	0	0	0	0	0	0	0
25	Ahmednagar	0	0	0	0	0	0	0	0
26	Dhule	0	0	0	0	0	0	0	0
27	Jalgaon	0	0	0	0	0	0	0	0
28	Nasik Rural	0	0	0	0	0	0	0	0
29	Nandurbar	0	0	0	0	0	0	0	0
*	Nasik Range	0	0	0	0	0	0	0	0
30	Raigad	0	0	0	0	0	0	0	0
31	Ratnagiri	0	0	0	0	0	0	0	0
32	Sindhudurg	0	0	0	0	0	0	0	0
33	Thane Rural	0	0	0	0	0	0	0	0
34	Palghar	0	0	0	0	0	0	1	0
*	Thane Range	0	0	0	0	0	0	1	0
35	Mumbai Railway	2	0	0	0	0	0	0	0
36	Pune Railway	0	0	0	0	0	0	0	0
37	Nagpur Railway	0	0	0	0	0	0	0	0
*	Railways Range	2	0	0	0	0	0	0	0
38	Nagpur Commr.	0	0	0	0	0	0	0	0
39	Pune Commr.	0	0	0	0	0	0	0	0
40	Thane Commr.	0	0	0	0	0	0	1	0
41	Mumbai Commr.	0	0	0	0	0	0	0	0
42	Nasik Commr.	0	0	0	0	0	0	0	0
43	Aurangabad Commr.	0	0	0	0	0	0	0	0
44	Solapur Commr.	0	0	0	0	0	0	0	0
45	Navi Mumbai	0	0	0	0	0	0	1	0
46	Amravati Commr.	0	0	0	0	0	0	0	0
*	Total of Commrs.	0	0	0	0	0	0	2	0
**	Total	2	0	0	0	0	0	3	0

TABLE NO. 51 (Continued)

S.No.	State/UT	Antiquities & Art Treasures Act, 1972	Dowry Prohibition Act, 1961	Indecent Representation Of Women (Prohibition) Act, 1986	Copyright Act, 1957	Commission Of Sati Prevention Act 1987	SC/ST (Prevention Of Atrocities) Act, 1989		
							SC/ST (Prevention Of Atrocities) Act, 1989	for Crimes Committed Against SCs	For Crimes Committed Against STs
(1)	(2)	(23)	(24)	(25)	(26)	(27)	(28)	(29)	(30)
1	Akola	0	0	0	0	0	0	0	0
2	Amravati Rural	0	0	0	0	0	0	0	0
3	Buldhana	0	0	0	0	0	0	0	0
4	Yavatmal	0	0	0	0	0	0	0	0
5	Washim	0	0	0	0	0	0	0	0
*	Amaravati Range	0	0	0	0	0	0	0	0
6	Aurangabad Rural	0	0	0	0	0	0	0	0
7	Jalna	0	0	0	0	0	0	0	0
8	Beed	0	0	0	0	0	0	0	0
9	Osmanabad	0	0	0	0	0	0	0	0
*	A'bad Range	0	0	0	0	0	0	0	0
10	Nanded	0	0	0	0	0	0	0	0
11	Latur	0	0	0	0	0	0	0	0
12	Parbhani	0	0	0	0	0	1	0	1
13	Hingoli	0	0	0	0	0	0	0	0
*	Nanded Range	0	0	0	0	0	1	0	1
14	Kolhapur	0	0	0	0	0	0	0	0
15	Pune Rural	0	0	0	0	0	0	0	0
16	Sangli	0	0	0	0	0	0	0	0
17	Satara	0	0	0	0	0	1	1	0
18	Solapur Rural	0	0	0	0	0	0	0	0
*	Kolhapur Range	0	0	0	0	0	1	1	0
19	Bhandara	0	0	0	0	0	0	0	0
20	Chandrapur	0	0	0	0	0	0	0	0
21	Nagpur Rural	0	0	0	0	0	0	0	0
22	Wardha	0	0	0	0	0	0	0	0
*	Nagpur Range	0	0	0	0	0	0	0	0
23	Gadchiroli	0	0	0	0	0	0	0	0
24	Gondia	0	0	0	0	0	0	0	0
*	Gadchiroli Range	0	0	0	0	0	0	0	0
25	Ahmednagar	0	0	0	0	0	0	0	0
26	Dhule	0	0	0	0	0	0	0	0
27	Jalgaon	0	0	0	0	0	0	0	0
28	Nasik Rural	0	0	0	0	0	0	0	0
29	Nandurbar	0	0	0	0	0	0	0	0
*	Nasik Range	0	0	0	0	0	0	0	0
30	Raigad	0	0	0	0	0	0	0	0
31	Ratnagiri	0	0	0	0	0	0	0	0
32	Sindhudurg	0	0	0	0	0	0	0	0
33	Thane Rural	0	0	0	0	0	0	0	0
34	Palghar	0	0	0	0	0	0	0	0
*	Thane Range	0	0	0	0	0	0	0	0
35	Mumbai Railway	0	0	0	1	0	0	0	0
36	Pune Railway	0	0	0	0	0	0	0	0
37	Nagpur Railway	0	0	0	0	0	0	0	0
*	Railways Range	0	0	0	1	0	0	0	0
38	Nagpur Commr.	0	0	0	0	0	0	0	0
39	Pune Commr.	0	0	0	0	0	0	0	0
40	Thane Commr.	0	0	0	0	0	0	0	0
41	Mumbai Commr.	0	0	0	1	0	0	0	0
42	Nasik Commr.	0	0	0	0	0	0	0	0
43	Aurangabad Commr	0	0	0	0	0	0	0	0
44	Solapur Commr.	0	0	0	0	0	0	0	0
45	Navi Mumbai	0	0	0	0	0	0	0	0
46	Amravati Commr.	0	0	0	0	0	0	0	0
*	Total of Commrs.	0	0	0	1	0	0	0	0
**	Total	0	0	0	2	0	2	1	1

TABLE NO. 51 (Continued)

S.No.	State/UT	Forest Act, 1927	Prohibition Of Child Marriage Act, 2006	Protection Of Women From Domestic Violence Act, 2005	Information Technology Act, 2000	Official Secrets Act, 1923	Electricity Act, 2003	Wildlife Protection Act, 1972	Bonded Labour System (Abolition) Act, 1976			
									Bonded Labour System (Abolition) Act, 1976 (Total)	Against SC	Against ST	Against Others
(1)	(2)	(31)	(32)	(33)	(34)	(35)	(36)	(37)	(38)	(39)	(40)	(41)
1	Akola	0	0	0	0	0	0	0	0	0	0	0
2	Amravati Rural	0	0	0	1	0	0	0	0	0	0	0
3	Buldhana	0	0	0	0	0	0	0	0	0	0	0
4	Yavatmal	0	0	0	0	0	0	0	0	0	0	0
5	Washim	0	0	0	0	0	0	0	0	0	0	0
*	Amaravati Range	0	0	0	1	0	0	0	0	0	0	0
6	Aurangabad Rural	0	0	0	0	0	0	0	0	0	0	0
7	Jalna	0	0	0	0	0	0	0	0	0	0	0
8	Beed	0	0	0	0	0	0	0	0	0	0	0
9	Osmanabad	0	0	0	0	0	0	0	0	0	0	0
*	A'bad Range	0	0	0	0	0	0	0	0	0	0	0
10	Nanded	0	0	0	0	0	0	0	0	0	0	0
11	Latur	0	0	0	0	0	0	0	0	0	0	0
12	Parbhani	0	0	0	0	0	0	0	0	0	0	0
13	Hingoli	0	0	0	0	0	0	0	0	0	0	0
*	Nanded Range	0	0	0	0	0	0	0	0	0	0	0
14	Kolhapur	0	1	0	0	0	0	0	0	0	0	0
15	Pune Rural	0	0	0	0	0	0	0	0	0	0	0
16	Sangli	0	0	0	1	0	0	0	0	0	0	0
17	Satara	0	0	0	0	0	1	0	0	0	0	0
18	Solapur Rural	0	0	0	0	0	0	0	0	0	0	0
*	Kolhapur Range	0	1	0	1	0	1	0	0	0	0	0
19	Bhandara	0	0	0	0	0	0	0	0	0	0	0
20	Chandrapur	0	0	0	0	0	0	0	0	0	0	0
21	Nagpur Rural	0	0	0	0	0	0	0	0	0	0	0
22	Wardha	0	0	0	0	0	0	0	0	0	0	0
*	Nagpur Range	0	0	0	0	0	0	0	0	0	0	0
23	Gadchiroli	0	0	0	0	0	0	0	0	0	0	0
24	Gondia	0	0	0	0	0	0	0	0	0	0	0
*	Gadchiroli Range	0	0	0	0	0	0	0	0	0	0	0
25	Ahmednagar	0	0	0	0	0	0	0	0	0	0	0
26	Dhule	0	0	0	0	0	0	0	0	0	0	0
27	Jalgaon	0	0	0	0	0	0	0	0	0	0	0
28	Nasik Rural	0	0	0	0	0	0	0	0	0	0	0
29	Nandurbar	0	0	0	0	0	0	0	0	0	0	0
*	Nasik Range	0	0	0	0	0	0	0	0	0	0	0
30	Raigad	0	0	0	0	0	0	0	0	0	0	0
31	Ratnagiri	0	0	0	0	0	0	0	0	0	0	0
32	Sindhudurg	0	0	0	0	0	0	0	0	0	0	0
33	Thane Rural	0	0	0	0	0	0	0	0	0	0	0
34	Palghar	0	0	0	0	0	0	0	0	0	0	0
*	Thane Range	0	0	0	0	0	0	0	0	0	0	0
35	Mumbai Railway	0	0	0	0	0	0	0	0	0	0	0
36	Pune Railway	0	0	0	0	0	0	0	0	0	0	0
37	Nagpur Railway	0	0	0	0	0	0	0	0	0	0	0
*	Railways Range	0	0	0	0	0	0	0	0	0	0	0
38	Nagpur Commr.	0	0	0	0	0	0	0	0	0	0	0
39	Pune Commr.	0	0	0	0	0	0	0	0	0	0	0
40	Thane Commr.	0	0	0	0	0	0	0	0	0	0	0
41	Mumbai Commr.	0	0	0	0	0	0	0	0	0	0	0
42	Nasik Commr.	0	0	0	0	0	0	0	0	0	0	0
43	Aurangabad Commr.	0	0	0	0	0	0	0	0	0	0	0
44	Solapur Commr.	0	0	0	0	0	0	0	0	0	0	0
45	Navi Mumbai	0	0	0	0	0	0	0	0	0	0	0
46	Amravati Commr.	0	0	0	0	0	0	0	0	0	0	0
*	Total of Commrs.	0	0	0	0	0	0	0	0	0	0	0
**	Total	0	1	0	2	0	1	0	0	0	0	0

TABLE NO. 51 (Continued)

S.No.	State/UT	State Emblem Of India (Prohibition Of Improper Use) Act, 2005	Lotteries (Regulation) Act, 1998	Citizenship Act, 1955	Foreigners Act, 1946	Place Of Worship (Special Provisions) Act, 1991	Religious Institution (Prevention Of Misuse) Act, 1988	Representation of the People Act, 1951 (As Amended in 2010)	Emigration Act, 1983	Juvenile Justice (Care And Protection Of Children) Act, 2000	Infant Milk Substitutes, Feeding Bottles And Infant Foods (Regulation Of Production, Supply And Distribution) Amendment Act, 2003	Anti Hijacking Act, 1982
(1)	(2)	(53)	(54)	(55)	(56)	(57)	(58)	(59)	(60)	(61)	(62)	(63)
1	Akola	0	0	0	0	0	0	0	0	0	0	0
2	Amravati Rural	0	0	0	0	0	0	0	0	0	0	0
3	Buldhana	0	0	0	0	0	0	0	0	0	0	0
4	Yavatmal	0	0	0	0	0	0	0	0	0	0	0
5	Washim	0	0	0	0	0	0	0	0	0	0	0
*	Amaravati Range	0	0	0	0	0	0	0	0	0	0	0
6	Aurangabad Rural	0	0	0	0	0	0	0	0	0	0	0
7	Jalna	0	0	0	0	0	0	0	0	0	0	0
8	Beed	0	0	0	0	0	0	0	0	0	0	0
9	Osmanabad	0	0	0	0	0	0	0	0	0	0	0
*	A'bad Range	0	0	0	0	0	0	0	0	0	0	0
10	Nanded	0	0	0	0	0	0	0	0	0	0	0
11	Latur	0	0	0	0	0	0	0	0	0	0	0
12	Parbhani	0	0	0	0	0	0	0	0	0	0	0
13	Hingoli	0	0	0	0	0	0	0	0	0	0	0
*	Nanded Range	0	0	0	0	0	0	0	0	0	0	0
14	Kolhapur	0	0	0	0	0	0	0	0	0	0	0
15	Pune Rural	0	0	0	0	0	0	0	0	0	0	0
16	Sangli	0	0	0	0	0	0	0	0	0	0	0
17	Satara	0	0	0	0	0	0	0	0	0	0	0
18	Solapur Rural	0	0	0	0	0	0	0	0	0	0	0
*	Kolhapur Range	0	0	0	0	0	0	0	0	0	0	0
19	Bhandara	0	0	0	0	0	0	0	0	0	0	0
20	Chandrapur	0	0	0	0	0	0	0	0	0	0	0
21	Nagpur Rural	0	0	0	0	0	0	0	0	0	0	0
22	Wardha	0	0	0	0	0	0	0	0	0	0	0
*	Nagpur Range	0	0	0	0	0	0	0	0	0	0	0
23	Gadchiroli	0	0	0	0	0	0	0	0	0	0	0
24	Gondia	0	0	0	0	0	0	0	0	0	0	0
*	Gadchiroli Range	0	0	0	0	0	0	0	0	0	0	0
25	Ahmednagar	0	0	0	0	0	0	0	0	0	0	0
26	Dhule	0	0	0	0	0	0	0	0	0	0	0
27	Jalgaon	0	0	0	0	0	0	0	0	0	0	0
28	Nasik Rural	0	0	0	0	0	0	0	0	0	0	0
29	Nandurbar	0	0	0	0	0	0	0	0	0	0	0
*	Nasik Range	0	0	0	0	0	0	0	0	0	0	0
30	Raigad	0	0	0	0	0	0	0	0	0	0	0
31	Ratnagiri	0	0	0	0	0	0	0	0	0	0	0
32	Sindhudurg	0	0	0	0	0	0	0	0	0	0	0
33	Thane Rural	0	0	0	0	0	0	0	0	0	0	0
34	Palghar	0	0	0	0	0	0	0	0	0	0	0
*	Thane Range	0	0	0	0	0	0	0	0	0	0	0
35	Mumbai Railway	0	0	0	0	0	0	0	0	0	0	0
36	Pune Railway	0	0	0	0	0	0	0	0	0	0	0
37	Nagpur Railway	0	0	0	0	0	0	0	0	0	0	0
*	Railways Range	0	0	0	0	0	0	0	0	0	0	0
38	Nagpur Commr.	0	0	0	0	0	0	0	0	0	0	0
39	Pune Commr.	0	0	0	0	0	0	0	0	0	0	0
40	Thane Commr.	0	0	0	0	0	0	0	0	0	0	0
41	Mumbai Commr.	0	0	0	0	0	0	0	0	4	0	0
42	Nasik Commr.	0	0	0	0	0	0	0	0	0	0	0
43	Aurangabad Commr	0	0	0	0	0	0	1	0	0	0	0
44	Solapur Commr.	0	0	0	0	0	0	0	0	0	0	0
45	Navi Mumbai	0	0	0	0	0	0	0	0	0	0	0
46	Amravati Commr.	0	0	0	0	0	0	0	0	0	0	0
*	Total of Commrs.	0	0	0	0	0	0	1	0	4	0	0
**	Total	0	0	0	0	0	0	1	0	4	0	0

तक्ता क्र.५२

सन २००४ ते २०१४ मध्ये भा.दं.वि. व विशेष व स्थानिक कायद्याखालील ताब्यात
घेतलेले विधीसंघर्षग्रस्त बाल (लिंग-निहाय)

Table No. 52

JUVENILE IN CONFLICT WITH LAW APPREHENDED UNDER IPC & SLL (SEXWISE) DURING 2004-2014

SR. NO.	YEAR	BOYS	GIRLS	TOTAL	PERCENTAGE OF GIRLS
(1)	(2)	(3)	(4)	(5)	(6)
1	2004	5148	348	5496	6.3
2	2005	5873	430	6303	6.8
3	2006	6296	361	6657	5.4
4	2007	6442	394	6836	5.8
5	2008	6671	348	7019	5.0
6	2009	6618	354	6972	5.1
7	2010	6061	327	6388	5.1
8	2011	6394	376	6770	5.6
9	2012	6320	310	6630	4.7
10	2013	7673	339	8012	4.2
11	2014	7025	203	7228	2.8

सन २००४ ते २०१४ मधील भा.दं.वि. व विशेष व स्थानिक कायद्याखालील ताब्यात घेतलेले विधीसंघर्षग्रस्त बाल (वयोगटानुसार)

Table No. 53

**JUVENILE IN CONFLICT WITH LAW APPREHENDED UNDER IPC & SLL
CRIME ACCORDING TO AGE GROUP DURING 2004-2014**

SR. NO.	YEAR	BELOW 12 YEARS	PERCENTAGE TO TOTAL	12 YRS & ABOVE – BELOW 16 YEARS	PERCENTAGE TO TOTAL	16 YRS & ABOVE – BELOW 18 YEARS	PERCENTAGE TO TOTAL	OVER ALL GROUP
(1)	(2)	(3)	(4)	(5)	(6)	(7)	(8)	(9)
1	2004	228	4.1	2174	39.6	3094	56.3	5496
2	2005	269	4.3	2569	40.8	3465	55.0	6303
3	2006	275	4.1	2647	39.8	3735	56.1	6657
4	2007	249	3.6	2319	33.9	4268	62.4	6836
5	2008	258	3.7	2390	34.1	4371	62.3	7019
6	2009	217	3.1	2079	29.8	4676	67.1	6972
7	2010	173	2.7	1871	29.3	4344	68.0	6388
8	2011	204	3.0	1780	26.3	4786	70.7	6770
9	2012	143	2.2	1905	28.7	4582	69.1	6630
10	2013	171	2.1	2247	28.0	5594	69.8	8012
11	2014	149	2.1	1951	27.0	5128	70.9	7228
PERCENTAGE CHANGE IN 2014 AS COMPARED TO 2004		-34.6		-10.3		65.7		31.5
PERCENTAGE CHANGE IN 2014 AS COMPARED TO 2013		-12.9		-13.2		-8.3		-9.8

TABLE NO. 54
JUVENILE IN CONFLICT WITH LAW APPREHENDED UNDER IPC AND SLL OFFENCES AS PER
AGE GROUP AND SEX DURING 2014

Sr.No.	Crime Head	Below 12 Years			12 yrs & Above – Below 16 years		
		Boys	Girls	Total	Boys	Girls	Total
(1)	(2)	(3)	(4)	(5)	(6)	(7)	(8)
1	Murder	0	0	0	39	0	39
2	Attempt to commit Murder	0	0	0	47	2	49
3	Culpable Homicide not amounting to Murder	0	0	0	1	0	1
4	Attempt to commit Culpable Homicide	0	0	0	0	0	0
5	Rape	1	0	1	57	0	57
5.1	Custodial Rape	0	0	0	0	0	0
5.1.1	Gang Rape	0	0	0	0	0	0
5.1.2	Other Rape	0	0	0	0	0	0
5.2	Rape other than Custodial	1	0	1	57	0	57
5.2.1	Gang Rape	0	0	0	8	0	8
5.2.2	Other Rape	1	0	1	49	0	49
6	Attempt to commit Rape	0	0	0	0	0	0
7	Kidnapping & Abduction Total	1	0	1	19	1	20
7.1	Kidnapping & Abduction	0	0	0	10	1	11
7.2	Kidnaping & Abduction in order to Murder	0	0	0	1	0	1
7.3	Kidnapping for Ransom	0	0	0	1	0	1
7.4	Kidnapping & Abduction of Women to compel her for marriage	0	0	0	5	0	5
7.5	Other Kidnapping	1	0	1	2	0	2
8	Dacoity	1	0	1	18	1	19
8.1	Dacoity with Murder	0	0	0	0	0	0
8.2	Other Dacoity	1	0	1	18	1	19
9	Making Preparation and Assembly for committing Dacoity	0	0	0	9	0	9
10	Robbery	3	0	3	98	0	98
11	Criminal Trespass/Burglary Total	14	0	14	285	3	288
11.1	Criminal Trespass/Burglary	10	0	10	213	0	213
11.2	House Trespass & House Breaking	4	0	4	72	3	75
12	Theft	53	6	59	560	16	576
12.1	Auto Theft	2	0	2	209	0	209
12.2	Other Thefts	51	6	57	351	16	367
13	Unlawful Assembly	1	0	1	11	0	11
14	Riots	2	2	4	125	8	133
14.1	Communal	0	0	0	0	0	0
14.2	Industrial	0	0	0	0	0	0
14.3	Political	0	0	0	4	0	4
14.4	Caste Conflict	0	0	0	0	0	0
14.4.1	SC/STs Vs. Non-SCs/STs	0	0	0	0	0	0
14.4.2	Other Caste Riots	0	0	0	0	0	0
14.5	Agrarian	0	0	0	1	0	1
14.6	Students	0	0	0	0	0	0
14.7	Sectarian	0	0	0	0	0	0
14.8	Other Riots	2	2	4	120	8	128
15	Criminal Breach of Trust	0	0	0	0	0	0
16	Cheating	0	0	0	1	0	1
17	Forgery	0	0	0	0	0	0
18	Counterfeiting	0	0	0	1	0	1
18.1	Offences related to Counterfeit Coin	0	0	0	0	0	0
18.2	Counterfeiting Government Stamp	0	0	0	0	0	0
18.3	Counterfeit currency & Bank notes	0	0	0	1	0	1
18.3.1	Counterfeiting currency notes or Bank notes	0	0	0	1	0	1
18.3.2	Using forged or counterfeit currency/Bank notes	0	0	0	0	0	0
18.3.3	Possession of forged or counterfeiting currency / Bank notes	0	0	0	0	0	0
18.3.4	Make/Possess materials for forging or counterfeiting currency/Bank notes	0	0	0	0	0	0
18.3.5	Make/Use documents resembling currency notes/Bank notes	0	0	0	0	0	0
19	Arson	0	0	0	2	0	2
20	Grievous Hurt	9	0	9	113	0	113
20.1	Grievous Hurt	9	0	9	113	0	113
20.2	Acid attack	0	0	0	0	0	0
20.3	Attempt to Acid Attack	0	0	0	0	0	0
21	Dowry Deaths	0	0	0	2	2	4
22	Assault on women with intent to outrage her Modesty	2	0	2	83	0	83
22.1	Sexual Harassment	0	0	0	42	0	42
22.2	Assault on women with intent to Disrobe	0	0	0	1	0	1
22.3	Voyeurism	0	0	0	0	0	0
22.4	Stalking	0	0	0	11	0	11
22.5	Others	2	0	2	29	0	29
23	Insult to the Modesty of Women	0	0	0	2	0	2
23.1	At Office premises	0	0	0	0	0	0
23.2	Places related to work other than Office	0	0	0	0	0	0
23.3	In Public Transport system	0	0	0	0	0	0
23.4	In Other Places	0	0	0	2	0	2
24	Cruelty by Husband or his Relatives	2	0	2	9	2	11
25	Importation of Girls from Foreign Country	0	0	0	0	0	0
26	Causing Death by Negligence	0	0	0	10	0	10
26.1	Deaths due to negligent driving/act	0	0	0	10	0	10
26.2	Deaths due to Other Causes	0	0	0	0	0	0
27	Offences against State	0	0	0	0	0	0
27.1	Sedition	0	0	0	0	0	0
27.2	Other offences against State	0	0	0	0	0	0
28	Offences promoting enmity between different groups	0	0	0	0	0	0
28.1	Promoting enmity on ground of religion race and place of Birth	0	0	0	0	0	0
28.2	Imputation & assertions prejudicial to national integration	0	0	0	0	0	0
29	Extortion	0	0	0	2	0	2
30	Disclosure of Identity of Victims	0	0	0	0	0	0
31	Incidence of Rash Driving	1	0	1	32	3	35
32	Human Trafficking	0	0	0	1	2	3
33	Unnatural Offences	0	0	0	8	0	8
34	Other IPC crimes	32	3	35	302	22	324
	Total Cognizable IPC crimes	122	11	133	1837	62	1899

तक्ता क्र. ५४ (चालू)
TABLE NO. 54 (Continued)

Sr.No.	Crime Head	16 yrs & Above – Below 18 years			Overall age group		Grand Total (Boys+Girls)
		Boys	Girls	Total	Boys	Girls	
(1)	(2)	(9)	(10)	(11)	(12)	(13)	(14)
1	Murder	129	6	135	168	6	174
2	Attempt to commit Murder	163	1	164	210	3	213
3	Culpable Homicide not amounting to Murder	4	0	4	5	0	5
4	Attempt to commit Culpable Homicide	0	0	0	0	0	0
5	Rape	166	2	168	224	2	226
5.1	Custodial Rape	0	0	0	0	0	0
5.1.1	Gang Rape	0	0	0	0	0	0
5.1.2	Other Rape	0	0	0	0	0	0
5.2	Rape other than Custodial	166	2	168	224	2	226
5.2.1	Gang Rape	6	1	7	14	1	15
5.2.2	Other Rape	160	1	161	210	1	211
6	Attempt to commit Rape	0	0	0	0	0	0
7	Kidnapping & Abduction Total	57	2	59	77	3	80
7.1	Kidnapping & Abduction	24	0	24	34	1	35
7.2	Kidnaping & Abduction in order to Murder	2	1	3	3	1	4
7.3	Kidnapping for Ransom	0	0	0	1	0	1
7.4	Kidnapping & Abduction of Women to compel her for marriage	17	1	18	22	1	23
7.5	Other Kidnapping	14	0	14	17	0	17
8	Dacoity	70	0	70	89	1	90
8.1	Dacoity with Murder	2	0	2	2	0	2
8.2	Other Dacoity	68	0	68	87	1	88
9	Making Preparation and Assembly for committing Dacoity	39	0	39	48	0	48
10	Robbery	296	0	296	397	0	397
11	Criminal Trespass/Burglary Total	519	6	525	818	9	827
11.1	Criminal Trespass/Burglary	434	4	438	657	4	661
11.2	House Trespass & House Breaking	85	2	87	161	5	166
12	Theft	1026	22	1048	1639	44	1683
12.1	Auto Theft	440	1	441	651	1	652
12.2	Other Thefts	586	21	607	988	43	1031
13	Unlawful Assembly	24	0	24	36	0	36
14	Riots	517	10	527	644	20	664
14.1	Communal	5	0	5	5	0	5
14.2	Industrial	0	0	0	0	0	0
14.3	Political	0	0	0	4	0	4
14.4	Caste Conflict	1	0	1	1	0	1
14.4.1	SC/STs Vs. Non-SCs/STs	1	0	1	1	0	1
14.4.2	Other Caste Riots	0	0	0	0	0	0
14.5	Agrarian	0	0	0	1	0	1
14.6	Students	0	0	0	0	0	0
14.7	Sectarian	0	0	0	0	0	0
14.8	Other Riots	511	10	521	633	20	653
15	Criminal Breach of Trust	4	0	4	4	0	4
16	Cheating	12	0	12	13	0	13
17	Forgery	1	0	1	1	0	1
18	Counterfeiting	1	0	1	2	0	2
18.1	Offences related to Counterfeit Coin	0	0	0	0	0	0
18.2	Counterfeiting Government Stamp	0	0	0	0	0	0
18.3	Counterfeit currency & Bank notes	1	0	1	2	0	2
18.3.1	Counterfeiting currency notes or Bank notes	0	0	0	1	0	1
18.3.2	Using forged or counterfeit currency/Bank notes	1	0	1	1	0	1
18.3.3	Possession of forged or counterfeiting currency / Bank notes	0	0	0	0	0	0
18.3.4	Make/Possess materials for forging or counterfeiting currency/Bank notes	0	0	0	0	0	0
18.3.5	Make/Use documents resembling currency notes/Bank notes	0	0	0	0	0	0
19	Arson	13	1	14	15	1	16
20	Grievous Hurt	317	5	322	439	5	444
20.1	Grievous Hurt	317	5	322	439	5	444
20.2	Acid attack	0	0	0	0	0	0
20.3	Attempt to Acid Attack	0	0	0	0	0	0
21	Dowry Deaths	10	1	11	12	3	15
22	Assault on women with intent to outrage her Modesty	300	3	303	385	3	388
22.1	Sexual Harassment	106	2	108	148	2	150
22.2	Assault on women with intent to Disrobe	8	0	8	9	0	9
22.3	Voyeurism	6	0	6	6	0	6
22.4	Stalking	34	0	34	45	0	45
22.5	Others	146	1	147	177	1	178
23	Insult to the Modesty of Women	33	0	33	35	0	35
23.1	At Office premises	1	0	1	1	0	1
23.2	Places related to work other than Office	2	0	2	2	0	2
23.3	In Public Transport system	0	0	0	0	0	0
23.4	In Other Places	30	0	30	32	0	32
24	Cruelty by Husband or his Relatives	32	3	35	43	5	48
25	Importation of Girls from Foreign Country	0	0	0	0	0	0
26	Causing Death by Negligence	51	2	53	61	2	63
26.1	Deaths due to negligent driving/act	48	2	50	58	2	60
26.2	Deaths due to Other Causes	3	0	3	3	0	3
27	Offences against State	0	0	0	0	0	0
27.1	Sedition	0	0	0	0	0	0
27.2	Other offences against State	0	0	0	0	0	0
28	Offences promoting enmity between different groups	0	0	0	0	0	0
28.1	Promoting enmity on ground of religion race and place of Birth	0	0	0	0	0	0
28.2	Imputation & assertions prejudicial to national integration	0	0	0	0	0	0
29	Extortion	9	0	9	11	0	11
30	Disclosure of Identity of Victims	0	0	0	0	0	0
31	Incidence of Rash Driving	144	10	154	177	13	190
32	Human Trafficking	2	0	2	3	2	5
33	Unnatural Offences	8	0	8	16	0	16
34	Other IPC crimes	843	51	894	1177	76	1253
	Total Cognizable IPC crimes	4790	125	4915	6749	198	6947

TABLE NO. 54 (Continued)

Sr. No.	Crime Head	Below 12 Years			12 yrs & Above – Below 16 years		
		Boys	Girls	Total	Boys	Girls	Total
(1)	(2)	(3)	(4)	(5)	(6)	(7)	(8)
1	Arms Act, 1959	0	0	0	5	0	5
2	Narcotic Drugs & Psychotropic Substances Act, 1985	1	0	1	5	0	5
3	Gambling Act, 1867	0	0	0	2	0	2
4	Excise Act, 1944	0	0	0	0	0	0
5	Prohibition Act	0	0	0	5	0	5
6	Explosives and Explosive Substances Act	0	0	0	0	0	0
7	Immoral Traffic (Prevention) Act, 1956	0	0	0	0	0	0
7.1	Under Section 5	0	0	0	0	0	0
7.2	Under Section 6	0	0	0	0	0	0
7.3	Under Section 7	0	0	0	0	0	0
7.4	Under Section 8	0	0	0	0	0	0
7.5	Other Sections under ITP Act	0	0	0	0	0	0
8	Indian Railways Act, 1989	4	0	4	2	0	2
9	Registration of Foreigners Act, 1939	0	0	0	0	0	0
10	Protection of Civil Rights Act, 1955	0	0	0	0	0	0
10.1	PCR Act for crimes committed against SCs	0	0	0	0	0	0
10.2	PCR Act for crimes committed against STs	0	0	0	0	0	0
10.3	PCR Act for crimes committed against Others	0	0	0	0	0	0
11	Passport Act, 1967	0	0	0	1	1	2
12	Essential Commodities Act, 1955	0	0	0	0	0	0
13	Antiquities & Art Treasures Act, 1972	0	0	0	0	0	0
14	Dowry Prohibition Act, 1961	0	0	0	0	0	0
15	Indecent Representation of Women (Prohibition) Act, 1986	0	0	0	0	0	0
16	Copyright Act, 1957	0	0	0	0	0	0
17	Commission of Sati Prevention Act 1987	0	0	0	0	0	0
18	SC/ST (Prevention of Atrocities) Act, 1989	0	0	0	0	0	0
18.1	POA Act for crimes committed against SCs	0	0	0	0	0	0
18.2	POA Act for crimes committed against STs	0	0	0	0	0	0
19	Forest Act, 1927	0	0	0	0	0	0
20	Prohibition of Child Marriage Act, 2006	0	0	0	0	0	0
21	Protection of Women from Domestic Violence Act, 2005	0	0	0	0	0	0
22	Information Technology Act, 2000	0	0	0	0	0	0
23	Official Secrets Act, 1923	0	0	0	0	0	0
24	Electricity Act, 2003	0	0	0	0	0	0
25	Wildlife Protection Act, 1972	0	0	0	0	0	0
26	Bonded Labour System (Abolition) Act, 1976	0	0	0	0	0	0
26.1	Against SCs	0	0	0	0	0	0
26.2	Against STs	0	0	0	0	0	0
26.3	Against others	0	0	0	0	0	0
27	Environmental (Protection) Act, 1986	0	0	0	0	0	0
28	Air (Prevention & Control of Pollution) Act, 1981	0	0	0	0	0	0
29	Water (Prevention & Control of Pollution) Act, 1974(as amended in 1988)	0	0	0	0	0	0
30	National Security Act, 1980	0	0	0	0	0	0
31	Unlawful Activities (Prevention) Act, 1967	0	0	0	0	0	0
32	Young Persons (Harmful Publications) Act, 1956	0	0	0	0	0	0
33	Railway Property (Unlawful Possession) Act, 1966	0	0	0	0	0	0
34	Prevention of Damage to Public Property Act, 1984	0	0	0	0	0	0
35	Transplantation of Human Organs Act, 1994	0	0	0	0	0	0
36	Trade Marks Act, 1999	0	0	0	0	0	0
37	Prevention of Insults to National Honour Act, 1971	0	0	0	0	0	0
38	State Emblem (Prohibition of Improper Use) Act, 2005	0	0	0	0	0	0
39	Lotteries (Regulation) Act, 1998	0	0	0	0	0	0
40	Citizenship Act, 1955	0	0	0	0	0	0
41	Foreigners Act, 1946	0	0	0	0	0	0
42	Place of Worship (Special Provisions) Act, 1991	0	0	0	0	0	0
43	Religious Institution (Prevention of Misuse) Act, 1988	0	0	0	0	0	0
44	Representation of People Act, 1951	0	0	0	0	0	0
45	Emigration Act, 1983	0	0	0	0	0	0
46	Juvenile Justice (Care and Protection of Children) Act, 2000	7	2	9	0	0	0
47	Infant Substitutes Regulation Act, 2003	0	0	0	0	0	0
48	Anti-Hijacking Act, 1982	0	0	0	0	0	0
49	Atomic Energy Act, 1962	0	0	0	0	0	0
50	Weapons of Mass Destruction (Proh. of Unlawful Activities) Act, 2005	0	0	0	0	0	0
51	Suppression of Unlawful Acts against Safety of Civil Aviation Act, 1982	0	0	0	0	0	0
52	Safety of Maritime Navigation Act, 2002	0	0	0	0	0	0
53	Manual Scavengers and Construction of Dry Latrines (P) Act, 1993	0	0	0	0	0	0
54	Pre-Natal Diagnostic Techniques (Reg and Prev of Misuse) Act, 1994	0	0	0	0	0	0
55	The Maritime Zones of India (Reg of Fishing by Foreign Vessels) Act, 1981	0	0	0	0	0	0
56	Other SLL crimes	2	0	2	30	1	31
	Total Cognizable SLL crimes	14	2	16	50	2	52
	Total (IPC+SLL)	136	13	149	1887	64	1951

Table No. 54 (Concluded)

Sr.No.	Crime Head	16 yrs & Above – Below 18 years			Overall age group		Grand Total (Boys+Girls)
		Boys	Girls	Total	Boys	Girls	
(1)	(2)	(9)	(10)	(11)	(12)	(13)	(14)
1	Arms Act, 1959	10	0	10	15	0	15
2	Narcotic Drugs & Psychotropic Substances Act, 1985	16	0	16	22	0	22
3	Gambling Act, 1867	44	0	44	46	0	46
4	Excise Act, 1944	0	0	0	0	0	0
5	Prohibition Act	36	0	36	41	0	41
6	Explosives and Explosive Substances Act	0	0	0	0	0	0
7	Immoral Traffic (Prevention) Act, 1956	8	0	8	8	0	8
7.1	Under Section 5	0	0	0	0	0	0
7.2	Under Section 6	0	0	0	0	0	0
7.3	Under Section 7	0	0	0	0	0	0
7.4	Under Section 8	0	0	0	0	0	0
7.5	Other Sections under ITP Act	8	0	8	8	0	8
8	Indian Railways Act, 1989	0	0	0	6	0	6
9	Registration of Foreigners Act, 1939	0	0	0	0	0	0
10	Protection of Civil Rights Act, 1955	0	0	0	0	0	0
10.1	PCR Act for crimes committed against SCs	0	0	0	0	0	0
10.2	PCR Act for crimes committed against STs	0	0	0	0	0	0
10.3	PCR Act for crimes committed against Others	0	0	0	0	0	0
11	Passport Act, 1967	2	1	3	3	2	5
12	Essential Commodities Act, 1955	0	0	0	0	0	0
13	Antiquities & Art Treasures Act, 1972	0	0	0	0	0	0
14	Dowry Prohibition Act, 1961	0	0	0	0	0	0
15	Indecent Representation of Women (Prohibition) Act, 1986	0	0	0	0	0	0
16	Copyright Act, 1957	2	0	2	2	0	2
17	Commission of Sati Prevention Act 1987	0	0	0	0	0	0
18	SC/ST (Prevention of Atrocities) Act, 1989	5	0	5	5	0	5
18.1	POA Act for crimes committed against SCs	4	0	4	4	0	4
18.2	POA Act for crimes committed against STs	1	0	1	1	0	1
19	Forest Act, 1927	0	0	0	0	0	0
20	Prohibition of Child Marriage Act, 2006	1	0	1	1	0	1
21	Protection of Women from Domestic Violence Act, 2005	0	0	0	0	0	0
22	Information Technology Act, 2000	5	0	5	5	0	5
23	Official Secrets Act, 1923	0	0	0	0	0	0
24	Electricity Act, 2003	4	0	4	4	0	4
25	Wildlife Protection Act, 1972	0	0	0	0	0	0
26	Bonded Labour System (Abolition) Act, 1976	0	0	0	0	0	0
26.1	Against SCs	0	0	0	0	0	0
26.2	Against STs	0	0	0	0	0	0
26.3	Against others	0	0	0	0	0	0
27	Environmental (Protection) Act, 1986	5	0	5	5	0	5
28	Air (Prevention & Control of Pollution) Act, 1981	2	0	2	2	0	2
29	Water (Prevention & Control of Pollution) Act, 1974(as amended in 1988)	0	0	0	0	0	0
30	National Security Act, 1980	0	0	0	0	0	0
31	Unlawful Activities (Prevention) Act, 1967	0	0	0	0	0	0
32	Young Persons (Harmful Publications) Act, 1956	0	0	0	0	0	0
33	Railway Property (Unlawful Possession) Act, 1966	0	0	0	0	0	0
34	Prevention of Damage to Public Property Act, 1984	0	0	0	0	0	0
35	Transplantation of Human Organs Act, 1994	0	0	0	0	0	0
36	Trade Marks Act, 1999	0	0	0	0	0	0
37	Prevention of Insults to National Honour Act, 1971	0	0	0	0	0	0
38	State Emblem (Prohibition of Improper Use) Act, 2005	0	0	0	0	0	0
39	Lotteries (Regulation) Act, 1998	0	0	0	0	0	0
40	Citizenship Act, 1955	0	0	0	0	0	0
41	Foreigners Act, 1946	0	0	0	0	0	0
42	Place of Worship (Special Provisions) Act, 1991	0	0	0	0	0	0
43	Religious Institution (Prevention of Misuse) Act, 1988	0	0	0	0	0	0
44	Representation of People Act, 1951	1	0	1	1	0	1
45	Emigration Act, 1983	0	0	0	0	0	0
46	Juvenile Justice (Care and Protection of Children) Act, 2000	0	0	0	7	2	9
47	Infant Substitutes Regulation Act, 2003	0	0	0	0	0	0
48	Anti-Hijacking Act, 1982	0	0	0	0	0	0
49	Atomic Energy Act, 1962	0	0	0	0	0	0
50	Weapons of Mass Destruction (Proh. of Unlawful Activities) Act, 2005	0	0	0	0	0	0
51	Suppression of Unlawful Acts against Safety of Civil Aviation Act, 1982	0	0	0	0	0	0
52	Safety of Maritime Navigation Act, 2002	0	0	0	0	0	0
53	Manual Scavengers and Construction of Dry Latrines (P) Act, 1993	0	0	0	0	0	0
54	Pre-Natal Diagnostic Techniques (Reg and Prev of Misuse) Act, 1994	0	0	0	0	0	0
55	The Maritime Zones of India (Reg of Fishing by Foreign Vessels) Act, 1981	0	0	0	0	0	0
56	Other SLL crimes	71	0	71	103	1	104
	Total Cognizable SLL crimes	212	1	213	276	5	281
	Total (IPC+SLL)	5002	126	5128	7025	203	7228

तक्ता क्र. ५५

सन २०१४ मधील भा.दं.वि. खालील विविध शीषं व घटक-निहाय ताब्यात घेतलेले विधीसंघर्षग्रस्त बाल

TABLE NO. 55
JUVENILE IN CONFLICT WITH LAW APPREHENDED UNDER DIFFERENT IPC OFFENCES

Sr. No.	UNIT	Murder (Section 302 IPC)	Attempt To Commit Murder (Section 307 IPC)	Culpable Homicide Not Amounting To Murder (Section 304 IPC)	Attempt To Commit Culpable Homicide (Section 308 IPC)
(1)	(2)	(3)	(4)	(5)	(6)
1	Akola	7	6	0	0
2	Amravati Rural	1	6	0	0
3	Buldhana	2	1	0	0
4	Yavatmal	3	1	0	0
5	Washim	1	2	0	0
*	Amaravati Range	14	16	0	0
6	Aurangabad Rural	4	7	0	0
7	Jalna	1	11	0	0
8	Beed	3	10	0	0
9	Osmanabad	3	9	0	0
*	A'bad Range	11	37	0	0
10	Nanded	4	1	0	0
11	Latur	0	0	0	0
12	Parbhani	2	7	0	0
13	Hingoli	1	1	0	0
*	Nanded Range	7	9	0	0
14	Kolhapur	12	11	0	0
15	Pune Rural	9	10	0	0
16	Sangli	4	8	0	0
17	Satara	3	7	1	0
18	Solapur Rural	2	7	0	0
*	Kolhapur Range	30	43	1	0
19	Bhandara	0	0	0	0
20	Chandrapur	0	3	0	0
21	Nagpur Rural	4	0	0	0
22	Wardha	0	1	0	0
*	Nagpur Range	4	4	0	0
23	Gadchiroli	4	2	0	0
24	Gondia	1	0	0	0
*	Gadchiroli Range	5	2	0	0
25	Ahmednagar	13	1	0	0
26	Dhule	0	1	0	0
27	Jalgaon	0	2	0	0
28	Nasik Rural	5	5	0	0
29	Nandurbar	3	3	0	0
*	Nasik Range	21	12	0	0
30	Raigad	0	1	0	0
31	Ratnagiri	0	1	0	0
32	Sindhudurg	0	0	0	0
33	Thane Rural	2	0	2	0
34	Palghar	0	5	0	0
*	Thane Range	2	7	2	0
35	Mumbai Railway	0	1	0	0
36	Pune Railway	0	0	0	0
37	Nagpur Railway	0	1	0	0
*	Railways Range	0	2	0	0
38	Nagpur Commr.	7	4	0	0
39	Pune Commr.	36	36	0	0
40	Thane Commr.	8	17	1	0
41	Mumbai Commr.	9	14	0	0
42	Nasik Commr.	6	1	0	0
43	Aurangabad Commr.	3	1	0	0
44	Solapur Commr.	1	1	0	0
45	Navi Mumbai	6	4	1	0
46	Amravati Commr.	4	3	0	0
*	Total of Comms.	80	81	2	0
**	Total	174	213	5	0

तक्ता क्र. ५५ (चालू)

TABLE NO. 55 (Continued)

Sr. No.	UNIT	Rape (Section 376 IPC) (Total)				Rape		
		Rape (Section 376 IPC)(Total)	Custodial Rape			Other than Custodial Rape		
			Custodial Rape*	Gang Rape	Other Rape	Rape Other Than Custodial (Total)	Gang Rape	Other Rape
(1)	(2)	(7)	(8)	(9)	(10)	(11)	(12)	(13)
1	Akola	5	0	0	0	5	0	5
2	Amravati Rural	3	0	0	0	3	1	2
3	Buldhana	2	0	0	0	2	0	2
4	Yavatmal	2	0	0	0	2	1	1
5	Washim	5	0	0	0	5	0	5
*	Amaravati Range	17	0	0	0	17	2	15
6	Aurangabad Rural	1	0	0	0	1	0	1
7	Jalna	2	0	0	0	2	0	2
8	Beed	4	0	0	0	4	0	4
9	Osmanabad	2	0	0	0	2	0	2
*	A'bad Range	9	0	0	0	9	0	9
10	Nanded	0	0	0	0	0	0	0
11	Latur	19	0	0	0	19	0	19
12	Parbhani	0	0	0	0	0	0	0
13	Hingoli	4	0	0	0	4	0	4
*	Nanded Range	23	0	0	0	23	0	23
14	Kolhapur	5	0	0	0	5	0	5
15	Pune Rural	5	0	0	0	5	0	5
16	Sangli	3	0	0	0	3	0	3
17	Satara	9	0	0	0	9	1	8
18	Solapur Rural	4	0	0	0	4	0	4
*	Kolhapur Range	26	0	0	0	26	1	25
19	Bhandara	2	0	0	0	2	0	2
20	Chandrapur	10	0	0	0	10	0	10
21	Nagpur Rural	2	0	0	0	2	0	2
22	Wardha	4	0	0	0	4	0	4
*	Nagpur Range	18	0	0	0	18	0	18
23	Gadchiroli	2	0	0	0	2	0	2
24	Gondia	6	0	0	0	6	1	5
*	Gadchiroli Range	8	0	0	0	8	1	7
25	Ahmednagar	20	0	0	0	20	0	20
26	Dhule	2	0	0	0	2	0	2
27	Jalgaon	0	0	0	0	0	0	0
28	Nasik Rural	4	0	0	0	4	2	2
29	Nandurbar	2	0	0	0	2	0	2
*	Nasik Range	28	0	0	0	28	2	26
30	Raigad	1	0	0	0	1	0	1
31	Ratnagiri	3	0	0	0	3	1	2
32	Sindhudurg	2	0	0	0	2	0	2
33	Thane Rural	2	0	0	0	2	0	2
34	Palghar	3	0	0	0	3	1	2
*	Thane Range	11	0	0	0	11	2	9
35	Mumbai Railway	0	0	0	0	0	0	0
36	Pune Railway	0	0	0	0	0	0	0
37	Nagpur Railway	0	0	0	0	0	0	0
*	Railways Range	0	0	0	0	0	0	0
38	Nagpur Commr.	7	0	0	0	7	0	7
39	Pune Commr.	12	0	0	0	12	1	11
40	Thane Commr.	14	0	0	0	14	0	14
41	Mumbai Commr.	43	0	0	0	43	6	37
42	Nasik Commr.	3	0	0	0	3	0	3
43	Aurangabad Commr.	1	0	0	0	1	0	1
44	Solapur Commr.	4	0	0	0	4	0	4
45	Navi Mumbai	2	0	0	0	2	0	2
46	Amravati Commr.	0	0	0	0	0	0	0
*	Total of Commrs.	86	0	0	0	86	7	79
**	Total	226	0	0	0	226	15	211

तक्ता क्र. ५५ (चालू)

TABLE NO. 55 (Continued)

Sr. No.	UNIT	Attempt To Commit Rape (Section 376/511 IPC)	Kidnapping & Abduction (Section 363, 364, 364A, 366 IPC)					Others
			Kidnapping & Abduction (Total)	K & A (Section 363 IPC)	K & A (Section 364 IPC)	K & A For Ransom, Etc (Section 364A IPC)	K & A Of Women To Compel Her For Marriage, Etc (Section 366 IPC)	
(1)	(2)	(14)	(15)	(16)	(17)	(18)	(19)	(20)
1	Akola	0	0	0	0	0	0	0
2	Amravati Rural	0	0	0	0	0	0	0
3	Buldhana	0	0	0	0	0	0	0
4	Yavatmal	0	1	1	0	0	0	0
5	Washim	0	0	0	0	0	0	0
*	Amaravati Range	0	1	1	0	0	0	0
6	Aurangabad Rural	0	1	0	0	0	1	0
7	Jalna	0	0	0	0	0	0	0
8	Beed	0	4	2	0	0	2	0
9	Osmanabad	0	1	0	0	0	1	0
*	A'bad Range	0	6	2	0	0	4	0
10	Nanded	0	3	0	0	0	3	0
11	Latur	0	0	0	0	0	0	0
12	Parbhani	0	2	2	0	0	0	0
13	Hingoli	0	1	1	0	0	0	0
*	Nanded Range	0	6	3	0	0	3	0
14	Kolhapur	0	2	0	0	0	2	0
15	Pune Rural	0	2	1	1	0	0	0
16	Sangli	0	2	1	0	0	0	1
17	Satara	0	4	0	1	0	0	3
18	Solapur Rural	0	0	0	0	0	0	0
*	Kolhapur Range	0	10	2	2	0	2	4
19	Bhandara	0	0	0	0	0	0	0
20	Chandrapur	0	2	0	0	0	2	0
21	Nagpur Rural	0	0	0	0	0	0	0
22	Wardha	0	6	0	0	0	0	6
*	Nagpur Range	0	8	0	0	0	2	6
23	Gadchiroli	0	0	0	0	0	0	0
24	Gondia	0	0	0	0	0	0	0
*	Gadchiroli Range	0	0	0	0	0	0	0
25	Ahmednagar	0	5	0	0	0	5	0
26	Dhule	0	0	0	0	0	0	0
27	Jalgaon	0	0	0	0	0	0	0
28	Nasik Rural	0	1	0	0	0	1	0
29	Nandurbar	0	0	0	0	0	0	0
*	Nasik Range	0	6	0	0	0	6	0
30	Raigad	0	0	0	0	0	0	0
31	Ratnagiri	0	0	0	0	0	0	0
32	Sindhudurg	0	0	0	0	0	0	0
33	Thane Rural	0	0	0	0	0	0	0
34	Palghar	0	2	2	0	0	0	0
*	Thane Range	0	2	2	0	0	0	0
35	Mumbai Railway	0	0	0	0	0	0	0
36	Pune Railway	0	0	0	0	0	0	0
37	Nagpur Railway	0	0	0	0	0	0	0
*	Railways Range	0	0	0	0	0	0	0
38	Nagpur Commr.	0	6	4	0	0	1	1
39	Pune Commr.	0	0	0	0	0	0	0
40	Thane Commr.	0	7	6	0	0	0	1
41	Mumbai Commr.	0	19	11	2	1	0	5
42	Nasik Commr.	0	1	1	0	0	0	0
43	Aurangabad Commr.	0	4	1	0	0	3	0
44	Solapur Commr.	0	0	0	0	0	0	0
45	Navi Mumbai	0	2	2	0	0	0	0
46	Amravati Commr.	0	2	0	0	0	2	0
*	Total of Commrs.	0	41	25	2	1	6	7
**	Total	0	80	35	4	1	23	17

तक्ता क्र. ५५ (चालू)

TABLE NO. 55 (Continued)

Sr. No.	UNIT	Dacoity (Section 395,396 & 398 IPC)			Making Preparation And Assembly For Committing Dacoity (Section 399 & 402 IPC)	Robbery (Section 392 To 394, 397 And 398 IPC)	Criminal Trespass/Burglary (Section 457 To 460 IPC)		
		Dacoity (Total)	Dacoity With Murder (Section 396 IPC)	Others			Criminal Trespass/Burglary (Section 457 To 460 IPC) (Total)	Criminal Trespass/Burglary (Section 457 & 458 IPC)	House Trespass & House Breaking (Section 459 & 460 IPC)
(1)	(2)	(21)	(22)	(23)	(24)	(25)	(26)	(27)	(28)
1	Akola	5	0	5	1	6	8	6	2
2	Amravati Rural	0	0	0	0	2	10	2	8
3	Buldhana	0	0	0	0	2	8	8	0
4	Yavatmal	1	0	1	1	4	9	3	6
5	Washim	0	0	0	0	0	1	0	1
*	Amaravati Range	6	0	6	2	14	36	19	17
6	Aurangabad Rural	7	0	7	0	0	13	13	0
7	Jalna	0	0	0	0	15	34	25	9
8	Beed	0	0	0	0	2	1	1	0
9	Osmanabad	7	1	6	0	6	4	3	1
*	A'bad Range	14	1	13	0	23	52	42	10
10	Nanded	0	0	0	0	6	18	17	1
11	Latur	0	0	0	0	0	27	27	0
12	Parbhani	1	0	1	0	0	8	3	5
13	Hingoli	1	0	1	3	0	6	6	0
*	Nanded Range	2	0	2	3	6	59	53	6
14	Kolhapur	1	0	1	0	16	20	8	12
15	Pune Rural	15	0	15	2	6	16	13	3
16	Sangli	0	0	0	1	7	8	8	0
17	Satara	7	0	7	0	29	24	18	6
18	Solapur Rural	2	1	1	0	6	3	3	0
*	Kolhapur Range	25	1	24	3	64	71	50	21
19	Bhandara	0	0	0	0	2	12	6	6
20	Chandrapur	1	0	1	1	0	20	18	2
21	Nagpur Rural	1	0	1	1	0	16	16	0
22	Wardha	0	0	0	0	6	9	9	0
*	Nagpur Range	2	0	2	2	8	57	49	8
23	Gadchiroli	0	0	0	0	0	1	1	0
24	Gondia	0	0	0	0	1	11	11	0
*	Gadchiroli Range	0	0	0	0	1	12	12	0
25	Ahmednagar	1	0	1	5	3	1	0	1
26	Dhule	0	0	0	0	2	0	0	0
27	Jalgaon	2	0	2	0	1	2	2	0
28	Nasik Rural	3	0	3	0	3	23	5	18
29	Nandurbar	0	0	0	0	1	2	2	0
*	Nasik Range	6	0	6	5	10	28	9	19
30	Raigad	0	0	0	0	0	0	0	0
31	Ratnagiri	0	0	0	0	0	7	7	0
32	Sindhudurg	0	0	0	0	0	10	10	0
33	Thane Rural	0	0	0	0	5	14	14	0
34	Palghar	3	0	3	0	2	19	19	0
*	Thane Range	3	0	3	0	7	50	50	0
35	Mumbai Railway	0	0	0	0	31	1	1	0
36	Pune Railway	1	0	1	0	0	0	0	0
37	Nagpur Railway	0	0	0	0	4	0	0	0
*	Railways Range	1	0	1	0	35	1	1	0
38	Nagpur Commr.	5	0	5	1	28	39	29	10
39	Pune Commr.	7	0	7	11	51	161	145	16
40	Thane Commr.	8	0	8	2	44	71	44	27
41	Mumbai Commr.	1	0	1	2	83	117	96	21
42	Nasik Commr.	1	0	1	14	1	9	6	3
43	Aurangabad Commr.	7	0	7	2	10	11	10	1
44	Solapur Commr.	1	0	1	0	5	5	5	0
45	Navi Mumbai	1	0	1	1	6	42	39	3
46	Amravati Commr.	0	0	0	0	1	6	2	4
*	Total of Commrs.	31	0	31	33	229	461	376	85
**	Total	90	2	88	48	397	827	661	166

तक्ता क्र. ५५ (चालू)

TABLE NO. 55 (Continued)

Sr. No.	UNIT	Theft (Section 379 To 380 IPC)			Unlawful Assembly (Section 143,144 & 145)	Riots (Total)	Communal	Industrial	Political
		Total Theft	Auto Theft	Other Thefts					
(1)	(2)	(29)	(30)	(31)	(32)	(33)	(34)	(35)	(36)
1	Akola	48	6	42	1	17	0	0	0
2	Amravati Rural	30	3	27	0	5	0	0	0
3	Buldhana	19	3	16	2	19	0	0	0
4	Yavatmal	11	0	11	0	1	0	0	0
5	Washim	5	0	5	1	4	0	0	0
*	Amaravati Range	113	12	101	4	46	0	0	0
6	Aurangabad Rural	6	0	6	0	27	0	0	0
7	Jalna	7	3	4	0	3	0	0	0
8	Beed	7	3	4	0	18	0	0	0
9	Osmanabad	11	0	11	0	19	0	0	0
*	A'bad Range	31	6	25	0	67	0	0	0
10	Nanded	27	10	17	2	11	0	0	0
11	Latur	29	0	29	0	0	0	0	0
12	Parbhani	9	0	9	0	8	0	0	0
13	Hingoli	0	0	0	2	4	0	0	0
*	Nanded Range	65	10	55	4	23	0	0	0
14	Kolhapur	20	14	6	5	26	0	0	0
15	Pune Rural	26	17	9	0	38	0	0	0
16	Sangli	20	5	15	0	26	0	0	3
17	Satara	82	42	40	0	92	0	0	0
18	Solapur Rural	10	0	10	0	19	0	0	0
*	Kolhapur Range	158	78	80	5	201	0	0	3
19	Bhandara	16	2	14	1	1	0	0	0
20	Chandrapur	38	5	33	5	1	0	0	0
21	Nagpur Rural	29	4	25	0	12	0	0	0
22	Wardha	29	0	29	0	9	0	0	0
*	Nagpur Range	112	11	101	6	23	0	0	0
23	Gadchiroli	5	0	5	0	1	0	0	0
24	Gondia	11	0	11	0	0	0	0	0
*	Gadchiroli Range	16	0	16	0	1	0	0	0
25	Ahmednagar	11	2	9	3	8	0	0	0
26	Dhule	3	0	3	0	0	0	0	0
27	Jalgaon	10	0	10	0	12	0	0	0
28	Nasik Rural	22	8	14	1	8	0	0	0
29	Nandurbar	7	0	7	0	4	0	0	0
*	Nasik Range	53	10	43	4	32	0	0	0
30	Raigad	0	0	0	0	0	0	0	0
31	Ratnagiri	24	5	19	0	2	0	0	0
32	Sindhudurg	4	1	3	0	1	0	0	0
33	Thane Rural	18	8	10	0	10	0	0	0
34	Palghar	14	5	9	1	26	0	0	0
*	Thane Range	60	19	41	1	39	0	0	0
35	Mumbai Railway	101	0	101	0	0	0	0	0
36	Pune Railway	1	0	1	0	0	0	0	0
37	Nagpur Railway	23	0	23	0	0	0	0	0
*	Railways Range	125	0	125	0	0	0	0	0
38	Nagpur Commr.	79	43	36	1	13	0	0	0
39	Pune Commr.	225	169	56	3	89	5	0	0
40	Thane Commr.	168	114	54	6	39	0	0	0
41	Mumbai Commr.	255	79	176	2	45	0	0	0
42	Nasik Commr.	73	54	19	0	9	0	0	0
43	Aurangabad Commr.	25	4	21	0	8	0	0	0
44	Solapur Commr.	9	4	5	0	7	0	0	0
45	Navi Mumbai	91	37	54	0	22	0	0	1
46	Amravati Commr.	25	2	23	0	0	0	0	0
*	Total of Commrs.	950	506	444	12	232	5	0	1
**	Total	1683	652	1031	36	664	5	0	4

तक्ता क्र. ५५ (चालू)

TABLE NO. 55 (Continued)

Sr. No.	UNIT	Caste Conflict			Agrarian	Students	Sectarian	Others (Other Than the previous columns)
		Caste Conflict (Total)	SC/STs Vs. Non-SCs/STs	Others				
(1)	(2)	(37)	(38)	(39)	(40)	(41)	(42)	(43)
1	Akola	0	0	0	0	0	0	17
2	Amravati Rural	0	0	0	0	0	0	5
3	Buldhana	0	0	0	0	0	0	19
4	Yavatmal	0	0	0	0	0	0	1
5	Washim	0	0	0	0	0	0	4
*	Amaravati Range	0	0	0	0	0	0	46
6	Aurangabad Rural	0	0	0	0	0	0	27
7	Jalna	0	0	0	0	0	0	3
8	Beed	0	0	0	0	0	0	18
9	Osmanabad	0	0	0	1	0	0	18
*	A'bad Range	0	0	0	1	0	0	66
10	Nanded	0	0	0	0	0	0	11
11	Latur	0	0	0	0	0	0	0
12	Parbhani	0	0	0	0	0	0	8
13	Hingoli	0	0	0	0	0	0	4
*	Nanded Range	0	0	0	0	0	0	23
14	Kolhapur	1	1	0	0	0	0	25
15	Pune Rural	0	0	0	0	0	0	38
16	Sangli	0	0	0	0	0	0	23
17	Satara	0	0	0	0	0	0	92
18	Solapur Rural	0	0	0	0	0	0	19
*	Kolhapur Range	1	1	0	0	0	0	197
19	Bhandara	0	0	0	0	0	0	1
20	Chandrapur	0	0	0	0	0	0	1
21	Nagpur Rural	0	0	0	0	0	0	12
22	Wardha	0	0	0	0	0	0	9
*	Nagpur Range	0	0	0	0	0	0	23
23	Gadchiroli	0	0	0	0	0	0	1
24	Gondia	0	0	0	0	0	0	0
*	Gadchiroli Range	0	0	0	0	0	0	1
25	Ahmednagar	0	0	0	0	0	0	8
26	Dhule	0	0	0	0	0	0	0
27	Jalgaon	0	0	0	0	0	0	12
28	Nasik Rural	0	0	0	0	0	0	8
29	Nandurbar	0	0	0	0	0	0	4
*	Nasik Range	0	0	0	0	0	0	32
30	Raigad	0	0	0	0	0	0	0
31	Ratnagiri	0	0	0	0	0	0	2
32	Sindhudurg	0	0	0	0	0	0	1
33	Thane Rural	0	0	0	0	0	0	10
34	Palghar	0	0	0	0	0	0	26
*	Thane Range	0	0	0	0	0	0	39
35	Mumbai Railway	0	0	0	0	0	0	0
36	Pune Railway	0	0	0	0	0	0	0
37	Nagpur Railway	0	0	0	0	0	0	0
*	Railways Range	0	0	0	0	0	0	0
38	Nagpur Commr.	0	0	0	0	0	0	13
39	Pune Commr.	0	0	0	0	0	0	84
40	Thane Commr.	0	0	0	0	0	0	39
41	Mumbai Commr.	0	0	0	0	0	0	45
42	Nasik Commr.	0	0	0	0	0	0	9
43	Aurangabad Commr.	0	0	0	0	0	0	8
44	Solapur Commr.	0	0	0	0	0	0	7
45	Navi Mumbai	0	0	0	0	0	0	21
46	Amravati Commr.	0	0	0	0	0	0	0
*	Total of Commrs.	0	0	0	0	0	0	226
**	Total	1	1	0	1	0	0	653

TABLE NO. 55 (Continued)

Sr. No.	UNIT	Criminal Breach of Trust (Section 406 to 409 IPC)	Cheating (Section 419 to 420 IPC)	Forgery (Section 468 & 471 IPC)	Counterfeiting (Section 231 - 254 And 489-A To 489-E IPC)					
					Counterfeiting (Total)	Offences Related To Counterfeit Coin (Section 231, 233, 237, 238, 240 & 242-243 IPC)	Counterfeiting Government Stamp (Section 255 IPC)	Counterfeit Currency & Bank Notes (Section 489-A To 489-E IPC)		
								Counterfeit Currency & Bank Notes (Total)	Counterfeiting Currency- Notes Or Bank Notes (Section 489A IPC)	Using As Genuine, Forged Or Counterfeiting Currency / Bank Notes (Section 489B IPC)
(1)	(2)	(44)	(45)	(46)	(47)	(48)	(49)	(50)	(51)	(52)
1	Akola	0	0	0	0	0	0	0	0	0
2	Amravati Rural	0	0	0	0	0	0	0	0	0
3	Buldhana	0	0	0	0	0	0	0	0	0
4	Yavatmal	0	1	0	0	0	0	0	0	0
5	Washim	0	0	0	0	0	0	0	0	0
*	Amaravati Range	0	1	0	0	0	0	0	0	0
6	Aurangabad Rural	0	0	0	0	0	0	0	0	0
7	Jalna	0	0	0	0	0	0	0	0	0
8	Beed	0	0	0	0	0	0	0	0	0
9	Osmanabad	0	0	0	0	0	0	0	0	0
*	A'bad Range	0	0	0	0	0	0	0	0	0
10	Nanded	0	0	0	0	0	0	0	0	0
11	Latur	0	0	0	0	0	0	0	0	0
12	Parbhani	0	0	0	0	0	0	0	0	0
13	Hingoli	0	0	0	0	0	0	0	0	0
*	Nanded Range	0	0	0	0	0	0	0	0	0
14	Kolhapur	0	0	0	0	0	0	0	0	0
15	Pune Rural	0	0	0	0	0	0	0	0	0
16	Sangli	0	0	0	0	0	0	0	0	0
17	Satara	0	2	0	0	0	0	0	0	0
18	Solapur Rural	0	1	0	0	0	0	0	0	0
*	Kolhapur Range	0	3	0	0	0	0	0	0	0
19	Bhandara	0	0	0	0	0	0	0	0	0
20	Chandrapur	0	0	0	0	0	0	0	0	0
21	Nagpur Rural	0	0	0	0	0	0	0	0	0
22	Wardha	0	0	0	0	0	0	0	0	0
*	Nagpur Range	0	0	0	0	0	0	0	0	0
23	Gadchiroli	0	0	0	0	0	0	0	0	0
24	Gondia	0	2	0	0	0	0	0	0	0
*	Gadchiroli Range	0	2	0	0	0	0	0	0	0
25	Ahmednagar	0	0	0	0	0	0	0	0	0
26	Dhule	0	0	0	0	0	0	0	0	0
27	Jalgaon	0	0	0	0	0	0	0	0	0
28	Nasik Rural	0	1	0	0	0	0	0	0	0
29	Nandurbar	0	1	0	0	0	0	0	0	0
*	Nasik Range	0	2	0	0	0	0	0	0	0
30	Raigad	0	0	0	0	0	0	0	0	0
31	Ratnagiri	0	1	0	0	0	0	0	0	0
32	Sindhudurg	0	0	0	0	0	0	0	0	0
33	Thane Rural	0	0	0	0	0	0	0	0	0
34	Palghar	0	0	0	1	0	0	1	0	1
*	Thane Range	0	1	0	1	0	0	1	0	1
35	Mumbai Railway	0	0	0	0	0	0	0	0	0
36	Pune Railway	0	0	0	0	0	0	0	0	0
37	Nagpur Railway	0	0	0	0	0	0	0	0	0
*	Railways Range	0	0	0	0	0	0	0	0	0
38	Nagpur Commr.	0	0	0	1	0	0	1	1	0
39	Pune Commr.	0	1	0	0	0	0	0	0	0
40	Thane Commr.	0	0	0	0	0	0	0	0	0
41	Mumbai Commr.	1	1	1	0	0	0	0	0	0
42	Nasik Commr.	1	1	0	0	0	0	0	0	0
43	Aurangabad Commr.	0	0	0	0	0	0	0	0	0
44	Solapur Commr.	0	1	0	0	0	0	0	0	0
45	Navi Mumbai	1	0	0	0	0	0	0	0	0
46	Amravati Commr.	1	0	0	0	0	0	0	0	0
*	Total of Commrs.	4	4	1	1	0	0	1	1	0
**	Total	4	13	1	2	0	0	2	1	1

तक्ता क्र. ५५ (चालू)

TABLE NO. 55 (Continued)

Sr. No.	UNIT	Counterfeit Currency & Bank Notes (Section 489-A To 489-E IPC) (concluded)			Arson (Section 436 IPC)	Grievous Hurt (325,326,326A & 326 B IPC)				Dowry Deaths (Section 304-B IPC)
		Counterfeit Currency & Bank Notes (Total)	Counterfeiting Currency-Notes Or Bank Notes (Section 489A IPC)	Using As Genuine, Forged Or Counterfeiting Currency / Bank Notes (Section 489B IPC)		Grievous Hurt (325,326,326A & 326 B IPC) Total	Counterfeit Currency & Bank Notes (Total)	Counterfeiting Currency-Notes Or Bank Notes (Section 489A IPC)	Using As Genuine, Forged Or Counterfeiting Currency / Bank Notes (Section 489B IPC)	
(1)	(2)	(53)	(54)	(55)	(56)	(57)	(58)	(59)	(60)	(61)
1	Akola	0	0	0	0	11	11	0	0	0
2	Amravati Rural	0	0	0	0	16	16	0	0	0
3	Buldhana	0	0	0	0	6	6	0	0	0
4	Yavatmal	0	0	0	0	2	2	0	0	0
5	Washim	0	0	0	0	2	2	0	0	0
*	Amaravati Range	0	0	0	0	37	37	0	0	0
6	Aurangabad Rural	0	0	0	0	2	2	0	0	2
7	Jalna	0	0	0	0	8	8	0	0	0
8	Beed	0	0	0	0	12	12	0	0	0
9	Osmanabad	0	0	0	0	0	0	0	0	0
*	A'bad Range	0	0	0	0	22	22	0	0	2
10	Nanded	0	0	0	0	10	10	0	0	1
11	Latur	0	0	0	0	0	0	0	0	0
12	Parbhani	0	0	0	2	17	17	0	0	0
13	Hingoli	0	0	0	0	6	6	0	0	2
*	Nanded Range	0	0	0	2	33	33	0	0	3
14	Kolhapur	0	0	0	1	0	0	0	0	0
15	Pune Rural	0	0	0	0	4	4	0	0	0
16	Sangli	0	0	0	0	4	4	0	0	0
17	Satara	0	0	0	0	13	13	0	0	0
18	Solapur Rural	0	0	0	0	4	4	0	0	0
*	Kolhapur Range	0	0	0	1	25	25	0	0	0
19	Bhandara	0	0	0	0	5	5	0	0	0
20	Chandrapur	0	0	0	0	5	5	0	0	0
21	Nagpur Rural	0	0	0	1	9	9	0	0	0
22	Wardha	0	0	0	0	13	13	0	0	0
*	Nagpur Range	0	0	0	1	32	32	0	0	0
23	Gadchiroli	0	0	0	0	1	1	0	0	0
24	Gondia	0	0	0	0	1	1	0	0	1
*	Gadchiroli Range	0	0	0	0	2	2	0	0	1
25	Ahmednagar	0	0	0	0	5	5	0	0	3
26	Dhule	0	0	0	0	0	0	0	0	0
27	Jalgaon	0	0	0	0	2	2	0	0	0
28	Nasik Rural	0	0	0	2	7	7	0	0	0
29	Nandurbar	0	0	0	0	0	0	0	0	0
*	Nasik Range	0	0	0	2	14	14	0	0	3
30	Raigad	0	0	0	0	0	0	0	0	0
31	Ratnagiri	0	0	0	0	0	0	0	0	0
32	Sindhudurg	0	0	0	0	0	0	0	0	0
33	Thane Rural	0	0	0	0	18	18	0	0	0
34	Palghar	0	0	0	1	11	11	0	0	0
*	Thane Range	0	0	0	1	29	29	0	0	0
35	Mumbai Railway	0	0	0	0	0	0	0	0	0
36	Pune Railway	0	0	0	0	0	0	0	0	0
37	Nagpur Railway	0	0	0	0	3	3	0	0	0
*	Railways Range	0	0	0	0	3	3	0	0	0
38	Nagpur Commr.	0	0	0	0	51	51	0	0	2
39	Pune Commr.	0	0	0	0	1	1	0	0	0
40	Thane Commr.	0	0	0	3	32	32	0	0	0
41	Mumbai Commr.	0	0	0	1	146	146	0	0	3
42	Nasik Commr.	0	0	0	3	5	5	0	0	0
43	Aurangabad Commr.	0	0	0	0	4	4	0	0	1
44	Solapur Commr.	0	0	0	2	0	0	0	0	0
45	Navi Mumbai	0	0	0	0	8	8	0	0	0
46	Amravati Commr.	0	0	0	0	0	0	0	0	0
*	Total of Commrs.	0	0	0	9	247	247	0	0	6
**	Total	0	0	0	16	444	444	0	0	15

तक्ता क्र. ५५ (चालू)

TABLE NO. 55 (Continued)

Sr. No.	UNIT	Assault On Women With Intent To Outrage Her Modesty (Section 354 IPC) (Total)	Sexual Harassment (Section 354A IPC)	Asault Or Use Of Criminal Force To Women With Intent To Disrobe (Section 354B IPC)	Voyeurism (Section 354C IPC)	Stalking (Section 354D IPC)	Other	Insult To The Modesty Of Women (Total)	At Office Premises
(1)	(2)	(62)	(63)	(64)	(65)	(66)	(67)	(68)	(69)
1	Akola	11	4	0	2	0	5	0	0
2	Amravati Rural	7	5	1	0	0	1	0	0
3	Buldhana	12	8	0	0	0	4	0	0
4	Yavatmal	8	3	0	0	3	2	2	0
5	Washim	4	4	0	0	0	0	0	0
*	Amaravati Range	42	24	1	2	3	12	2	0
6	Aurangabad Rural	10	6	1	0	0	3	0	0
7	Jalna	12	9	0	0	0	3	1	1
8	Beed	19	11	0	0	3	5	0	0
9	Osmanabad	4	2	0	0	0	2	0	0
*	A'bad Range	45	28	1	0	3	13	1	1
10	Nanded	6	6	0	0	0	0	0	0
11	Latur	0	0	0	0	0	0	0	0
12	Parbhani	2	2	0	0	0	0	0	0
13	Hingoli	7	5	0	0	2	0	0	0
*	Nanded Range	15	13	0	0	2	0	0	0
14	Kolhapur	7	0	0	0	2	5	0	0
15	Pune Rural	10	3	1	0	3	3	1	0
16	Sangli	6	3	0	0	0	3	0	0
17	Satara	14	6	0	0	5	3	4	0
18	Solapur Rural	5	0	0	0	0	5	3	0
*	Kolhapur Range	42	12	1	0	10	19	8	0
19	Bhandara	7	1	0	0	2	4	0	0
20	Chandrapur	6	0	0	0	0	6	2	0
21	Nagpur Rural	11	6	1	0	0	4	1	0
22	Wardha	16	0	0	0	0	16	0	0
*	Nagpur Range	40	7	1	0	2	30	3	0
23	Gadchiroli	1	0	0	0	0	1	0	0
24	Gondia	2	2	0	0	0	0	0	0
*	Gadchiroli Range	3	2	0	0	0	1	0	0
25	Ahmednagar	6	0	0	0	0	6	0	0
26	Dhule	1	0	0	0	0	1	0	0
27	Jalgaon	1	0	0	0	0	1	0	0
28	Nasik Rural	7	4	1	1	1	0	0	0
29	Nandurbar	0	0	0	0	0	0	0	0
*	Nasik Range	15	4	1	1	1	8	0	0
30	Raigad	9	1	0	0	2	6	0	0
31	Ratnagiri	5	1	0	0	4	0	0	0
32	Sindhudurg	1	1	0	0	0	0	0	0
33	Thane Rural	2	0	0	2	0	0	0	0
34	Palghar	12	2	0	0	0	10	0	0
*	Thane Range	29	5	0	2	6	16	0	0
35	Mumbai Railway	0	0	0	0	0	0	0	0
36	Pune Railway	0	0	0	0	0	0	0	0
37	Nagpur Railway	1	0	0	0	0	1	0	0
*	Railways Range	1	0	0	0	0	1	0	0
38	Nagpur Commr.	11	3	2	0	4	2	1	0
39	Pune Commr.	37	9	0	0	7	21	0	0
40	Thane Commr.	20	7	1	0	2	10	1	0
41	Mumbai Commr.	58	21	1	1	2	33	19	0
42	Nasik Commr.	17	11	0	0	1	5	0	0
43	Aurangabad Commr.	5	3	0	0	2	0	0	0
44	Solapur Commr.	1	0	0	0	0	1	0	0
45	Navi Mumbai	4	1	0	0	0	3	0	0
46	Amravati Commr.	3	0	0	0	0	3	0	0
*	Total of Commrs.	156	55	4	1	18	78	21	0
**	Total	388	150	9	6	45	178	35	1

TABLE NO. 55 (Continued)

Sr. No.	UNIT	Insult To The Modesty Of Women (Section 509 IPC)					Cruelty By Husband Or His Relatives (Section 498-A IPC)	Importation Of Girls From Foreign Country (Section 366-B IPC)
		Insult To The Modesty Of Women (Total)	At Office Premises	Other Places Related To Work	In Public Transport System	Places Other Than (Previous Columns)		
(1)	(2)	(68)	(69)	(70)	(71)	(72)	(73)	(74)
1	Akola	0	0	0	0	0	3	0
2	Amravati Rural	0	0	0	0	0	7	0
3	Buldhana	0	0	0	0	0	1	0
4	Yavatmal	2	0	0	0	2	0	0
5	Washim	0	0	0	0	0	0	0
*	Amaravati Range	2	0	0	0	2	11	0
6	Aurangabad Rural	0	0	0	0	0	1	0
7	Jalna	1	1	0	0	0	1	0
8	Beed	0	0	0	0	0	5	0
9	Osmanabad	0	0	0	0	0	1	0
*	A'bad Range	1	1	0	0	0	8	0
10	Nanded	0	0	0	0	0	3	0
11	Latur	0	0	0	0	0	0	0
12	Parbhani	0	0	0	0	0	4	0
13	Hingoli	0	0	0	0	0	1	0
*	Nanded Range	0	0	0	0	0	8	0
14	Kolhapur	0	0	0	0	0	1	0
15	Pune Rural	1	0	0	0	1	1	0
16	Sangli	0	0	0	0	0	2	0
17	Satara	4	0	0	0	4	1	0
18	Solapur Rural	3	0	0	0	3	4	0
*	Kolhapur Range	8	0	0	0	8	9	0
19	Bhandara	0	0	0	0	0	0	0
20	Chandrapur	2	0	0	0	2	0	0
21	Nagpur Rural	1	0	0	0	1	0	0
22	Wardha	0	0	0	0	0	0	0
*	Nagpur Range	3	0	0	0	3	0	0
23	Gadchiroli	0	0	0	0	0	1	0
24	Gondia	0	0	0	0	0	0	0
*	Gadchiroli Range	0	0	0	0	0	1	0
25	Ahmednagar	0	0	0	0	0	2	0
26	Dhule	0	0	0	0	0	0	0
27	Jalgaon	0	0	0	0	0	0	0
28	Nasik Rural	0	0	0	0	0	0	0
29	Nandurbar	0	0	0	0	0	0	0
*	Nasik Range	0	0	0	0	0	2	0
30	Raigad	0	0	0	0	0	0	0
31	Ratnagiri	0	0	0	0	0	0	0
32	Sindhudurg	0	0	0	0	0	0	0
33	Thane Rural	0	0	0	0	0	0	0
34	Palghar	0	0	0	0	0	0	0
*	Thane Range	0	0	0	0	0	0	0
35	Mumbai Railway	0	0	0	0	0	0	0
36	Pune Railway	0	0	0	0	0	0	0
37	Nagpur Railway	0	0	0	0	0	0	0
*	Railways Range	0	0	0	0	0	0	0
38	Nagpur Commr.	1	0	0	0	1	0	0
39	Pune Commr.	0	0	0	0	0	1	0
40	Thane Commr.	1	0	0	0	1	1	0
41	Mumbai Commr.	19	0	2	0	17	3	0
42	Nasik Commr.	0	0	0	0	0	3	0
43	Aurangabad Commr.	0	0	0	0	0	0	0
44	Solapur Commr.	0	0	0	0	0	0	0
45	Navi Mumbai	0	0	0	0	0	0	0
46	Amravati Commr.	0	0	0	0	0	1	0
*	Total of Commrs.	21	0	2	0	19	9	0
**	Total	35	1	2	0	32	48	0

TABLE NO. 55 (Continued)

Sr. No.	UNIT	Causing Death By Negligence (Section 304-A IPC)			Offences Against State (Section 121, 121A, 122, 123, 124-A IPC)		
		Causing Death By Negligence (Section 304-A IPC)	Deaths Due To Rash/Negligent Driving	Deaths Due To Other Causes	Offences Against State (Section 121, 121A, 122, 123, 124-A IPC)	Sedition (Section 124A IPC)	Others (Section 121, 121A, 122 & 123 IPC)
(1)	(2)	(75)	(76)	(77)	(78)	(79)	(80)
1	Akola	1	1	0	0	0	0
2	Amravati Rural	5	5	0	0	0	0
3	Buldhana	0	0	0	0	0	0
4	Yavatmal	2	2	0	0	0	0
5	Washim	0	0	0	0	0	0
*	Amaravati Range	8	8	0	0	0	0
6	Aurangabad Rural	2	2	0	0	0	0
7	Jalna	2	2	0	0	0	0
8	Beed	0	0	0	0	0	0
9	Osmanabad	0	0	0	0	0	0
*	A'bad Range	4	4	0	0	0	0
10	Nanded	2	2	0	0	0	0
11	Latur	0	0	0	0	0	0
12	Parbhani	0	0	0	0	0	0
13	Hingoli	0	0	0	0	0	0
*	Nanded Range	2	2	0	0	0	0
14	Kolhapur	3	1	2	0	0	0
15	Pune Rural	0	0	0	0	0	0
16	Sangli	0	0	0	0	0	0
17	Satara	3	2	1	0	0	0
18	Solapur Rural	2	2	0	0	0	0
*	Kolhapur Range	8	5	3	0	0	0
19	Bhandara	1	1	0	0	0	0
20	Chandrapur	0	0	0	0	0	0
21	Nagpur Rural	1	1	0	0	0	0
22	Wardha	2	2	0	0	0	0
*	Nagpur Range	4	4	0	0	0	0
23	Gadchiroli	1	1	0	0	0	0
24	Gondia	0	0	0	0	0	0
*	Gadchiroli Range	1	1	0	0	0	0
25	Ahmednagar	0	0	0	0	0	0
26	Dhule	0	0	0	0	0	0
27	Jalgaon	0	0	0	0	0	0
28	Nasik Rural	3	3	0	0	0	0
29	Nandurbar	0	0	0	0	0	0
*	Nasik Range	3	3	0	0	0	0
30	Raigad	0	0	0	0	0	0
31	Ratnagiri	1	1	0	0	0	0
32	Sindhudurg	0	0	0	0	0	0
33	Thane Rural	0	0	0	0	0	0
34	Palghar	1	1	0	0	0	0
*	Thane Range	2	2	0	0	0	0
35	Mumbai Railway	0	0	0	0	0	0
36	Pune Railway	0	0	0	0	0	0
37	Nagpur Railway	0	0	0	0	0	0
*	Railways Range	0	0	0	0	0	0
38	Nagpur Commr.	5	5	0	0	0	0
39	Pune Commr.	9	9	0	0	0	0
40	Thane Commr.	4	4	0	0	0	0
41	Mumbai Commr.	9	9	0	0	0	0
42	Nasik Commr.	1	1	0	0	0	0
43	Aurangabad Commr	0	0	0	0	0	0
44	Solapur Commr.	0	0	0	0	0	0
45	Navi Mumbai	2	2	0	0	0	0
46	Amravati Commr.	1	1	0	0	0	0
*	Total of Commrs.	31	31	0	0	0	0
**	Total	63	60	3	0	0	0

TABLE NO. 55 (Continued)

Sr. No.	UNIT	Offences Promoting Enmity Between Different Groups (Section 153A & 153B IPC)			Extortion (Section 384 IPC)	Disclosure Of Identity Of Victims (Section 228 A IPC)
		Offences Promoting Enmity Between Different Groups (Section 153A & 153B IPC)	Promoting Enmity Between Different Groups On Ground Of Religion, Race, Place Of Birth, Etc (Section 153A IPC)	Imputation, Assertions Prejudicial To National Integration (Section 153B IPC)		
(1)	(2)	(81)	(82)	(83)	(84)	(85)
1	Akola	0	0	0	0	0
2	Amravati Rural	0	0	0	0	0
3	Buldhana	0	0	0	0	0
4	Yavatmal	0	0	0	0	0
5	Washim	0	0	0	0	0
*	Amaravati Range	0	0	0	0	0
6	Aurangabad Rural	0	0	0	0	0
7	Jalna	0	0	0	0	0
8	Beed	0	0	0	1	0
9	Osmanabad	0	0	0	0	0
*	A'bad Range	0	0	0	1	0
10	Nanded	0	0	0	0	0
11	Latur	0	0	0	0	0
12	Parbhani	0	0	0	0	0
13	Hingoli	0	0	0	0	0
*	Nanded Range	0	0	0	0	0
14	Kolhapur	0	0	0	0	0
15	Pune Rural	0	0	0	0	0
16	Sangli	0	0	0	0	0
17	Satara	0	0	0	0	0
18	Solapur Rural	0	0	0	0	0
*	Kolhapur Range	0	0	0	0	0
19	Bhandara	0	0	0	0	0
20	Chandrapur	0	0	0	0	0
21	Nagpur Rural	0	0	0	0	0
22	Wardha	0	0	0	0	0
*	Nagpur Range	0	0	0	0	0
23	Gadchiroli	0	0	0	0	0
24	Gondia	0	0	0	0	0
*	Gadchiroli Range	0	0	0	0	0
25	Ahmednagar	0	0	0	0	0
26	Dhule	0	0	0	0	0
27	Jalgaon	0	0	0	0	0
28	Nasik Rural	0	0	0	0	0
29	Nandurbar	0	0	0	0	0
*	Nasik Range	0	0	0	0	0
30	Raigad	0	0	0	0	0
31	Ratnagiri	0	0	0	0	0
32	Sindhudurg	0	0	0	0	0
33	Thane Rural	0	0	0	0	0
34	Palghar	0	0	0	0	0
*	Thane Range	0	0	0	0	0
35	Mumbai Railway	0	0	0	0	0
36	Pune Railway	0	0	0	0	0
37	Nagpur Railway	0	0	0	0	0
*	Railways Range	0	0	0	0	0
38	Nagpur Commr.	0	0	0	0	0
39	Pune Commr.	0	0	0	1	0
40	Thane Commr.	0	0	0	2	0
41	Mumbai Commr.	0	0	0	5	0
42	Nasik Commr.	0	0	0	1	0
43	Aurangabad Commr.	0	0	0	1	0
44	Solapur Commr.	0	0	0	0	0
45	Navi Mumbai	0	0	0	0	0
46	Amravati Commr.	0	0	0	0	0
*	Total of Commrs.	0	0	0	10	0
**	Total	0	0	0	11	0

तक्ता क्र. ५५ (पूर्ण)

TABLE NO. 55 (Concluded)

Sr. No.	UNIT	Incidence Of Rash Driving/Road Rage (Under Section 279 IPC) (Read With Other Sections Of IPC Also)	Human trafficking (Under Section 370 & 370A IPC)	Unnatural Offences	Other IPC Crimes	Total Cognizable IPC Crimes (Excluding columns of Sub crime Heads)
(1)	(2)	(86)	(87)	(88)	(89)	(90)
1	Akola	6	0	0	21	157
2	Amravati Rural	6	0	0	49	147
3	Buldhana	3	0	0	57	134
4	Yavatmal	1	0	0	29	79
5	Washim	0	0	1	19	45
*	Amaravati Range	16	0	1	175	562
6	Aurangabad Rural	0	0	0	34	117
7	Jalna	0	0	0	7	104
8	Beed	0	0	0	20	106
9	Osmanabad	3	0	2	24	96
*	A'bad Range	3	0	2	85	423
10	Nanded	2	0	0	61	157
11	Latur	0	0	0	0	75
12	Parbhani	0	0	0	63	125
13	Hingoli	0	0	0	15	54
*	Nanded Range	2	0	0	139	411
14	Kolhapur	3	0	0	16	149
15	Pune Rural	0	0	0	19	164
16	Sangli	6	0	0	31	128
17	Satara	10	0	8	69	382
18	Solapur Rural	5	0	0	23	100
*	Kolhapur Range	24	0	8	158	923
19	Bhandara	6	0	0	14	67
20	Chandrapur	3	0	0	36	133
21	Nagpur Rural	1	0	0	15	104
22	Wardha	0	0	0	4	99
*	Nagpur Range	10	0	0	69	403
23	Gadchiroli	1	0	0	2	22
24	Gondia	0	0	0	19	55
*	Gadchiroli Range	1	0	0	21	77
25	Ahmednagar	1	0	0	0	88
26	Dhule	2	0	0	1	12
27	Jalgaon	0	0	0	17	49
28	Nasik Rural	0	0	0	30	125
29	Nandurbar	2	0	0	5	30
*	Nasik Range	5	0	0	53	304
30	Raigad	0	0	0	34	45
31	Ratnagiri	3	0	0	9	56
32	Sindhudurg	0	0	0	1	19
33	Thane Rural	0	0	0	9	82
34	Palghar	7	0	0	17	125
*	Thane Range	10	0	0	70	327
35	Mumbai Railway	0	1	0	4	139
36	Pune Railway	0	0	0	0	2
37	Nagpur Railway	0	0	0	0	32
*	Railways Range	0	1	0	4	173
38	Nagpur Commr.	12	0	0	47	320
39	Pune Commr.	15	0	3	97	796
40	Thane Commr.	14	3	1	30	496
41	Mumbai Commr.	51	1	1	192	1082
42	Nasik Commr.	13	0	0	33	196
43	Aurangabad Commr.	3	0	0	32	118
44	Solapur Commr.	0	0	0	16	53
45	Navi Mumbai	2	0	0	11	206
46	Amravati Commr.	9	0	0	21	77
*	Total of Commrs.	119	4	5	479	3344
**	Total	190	5	16	1253	6947

सन २०१४ मधील विविध शीर्ष- निहाय विशेष व स्थानिक कायद्याखालील ताब्यात घेतलेले विधीसंघर्षग्रस्त बाल (घटक-निहाय)

TABLE NO. 56
 JUVENILE IN CONFLICT WITH LAW APPREHENDED UNDER DIFFERENT SLL OFFENCES
 DURING 2014 (UNIT-WISE)

Sr. No.	UNIT	Arms Act, 1959	Narcotic Drugs & Psychotropic Substances Act, 1985	Gambling Act, 1867	Excise Act, 1944	Prohibition Act	Explosives & Explosive Substances Act, 1884 & 1908	Immoral Traffic (Prevention) Act, 1956	
								Immoral Traffic (Prevention) Act, 1956 (Total)	Under Section 5
(1)	2	3	4	5	6	7	8	9	10
1	Akola	0	0	16	0	3	0	0	0
2	Amravati Rural	0	0	1	0	16	0	0	0
3	Buldhana	0	0	6	0	0	0	0	0
4	Yavatmal	0	0	1	0	0	0	0	0
5	Washim	0	0	0	0	0	0	0	0
*	Amaravati Range	0	0	24	0	19	0	0	0
6	Aurangabad Rural	0	0	0	0	3	0	0	0
7	Jalna	0	0	0	0	1	0	0	0
8	Beed	0	0	0	0	0	0	0	0
9	Osmanabad	0	0	0	0	0	0	0	0
*	A'bad Range	0	0	0	0	4	0	0	0
10	Nanded	1	0	2	0	0	0	0	0
11	Latur	0	0	0	0	0	0	0	0
12	Parbhani	0	0	0	0	0	0	0	0
13	Hingoli	0	0	0	0	0	0	0	0
*	Nanded Range	1	0	2	0	0	0	0	0
14	Kolhapur	0	0	0	0	0	0	0	0
15	Pune Rural	0	0	0	0	0	0	0	0
16	Sangli	0	0	1	0	2	0	0	0
17	Satara	0	0	1	0	1	0	0	0
18	Solapur Rural	0	0	0	0	0	0	0	0
*	Kolhapur Range	0	0	2	0	3	0	0	0
19	Bhandara	0	2	0	0	0	0	0	0
20	Chandrapur	0	0	10	0	4	0	0	0
21	Nagpur Rural	0	0	7	0	4	0	0	0
22	Wardha	0	0	0	0	0	0	0	0
*	Nagpur Range	0	2	17	0	8	0	0	0
23	Gadchiroli	0	0	0	0	0	0	0	0
24	Gondia	0	0	0	0	0	0	0	0
*	Gadchiroli Range	0	0	0	0	0	0	0	0
25	Ahmednagar	0	0	0	0	0	0	0	0
26	Dhule	0	0	0	0	0	0	0	0
27	Jalgaon	0	0	0	0	0	0	0	0
28	Nasik Rural	0	0	0	0	0	0	0	0
29	Nandurbar	0	0	0	0	0	0	0	0
*	Nasik Range	0	0	0	0	0	0	0	0
30	Raigad	0	0	0	0	0	0	0	0
31	Ratnagiri	0	0	0	0	0	0	0	0
32	Sindhudurg	0	0	0	0	0	0	0	0
33	Thane Rural	0	0	0	0	0	0	0	0
34	Palghar	0	0	0	0	0	0	0	0
*	Thane Range	0	0	0	0	0	0	0	0
35	Mumbai Railway	2	0	0	0	0	0	0	0
36	Pune Railway	0	0	0	0	0	0	0	0
37	Nagpur Railway	0	0	0	0	0	0	0	0
*	Railways Range	2	0	0	0	0	0	0	0
38	Nagpur Commr.	1	0	1	0	3	0	0	0
39	Pune Commr.	0	0	0	0	0	0	0	0
40	Thane Commr.	7	0	0	0	0	0	0	0
41	Mumbai Commr.	1	20	0	0	0	0	8	0
42	Nasik Commr.	2	0	0	0	0	0	0	0
43	Aurangabad Commr.	1	0	0	0	2	0	0	0
44	Solapur Commr.	0	0	0	0	0	0	0	0
45	Navi Mumbai	0	0	0	0	0	0	0	0
46	Amravati Commr.	0	0	0	0	2	0	0	0
*	Total of Commrs.	12	20	1	0	7	0	8	0
**	Total	15	22	46	0	41	0	8	0

तक्ता क्र. ५६ (चालू)

TABLE NO. 56 (Continued)

Sr. No.	UNIT	Immoral Traffic (Prevention) Act, 1956				Indian Rly Act, 1989	Registra tion Of Foreigne rs Act, 1939	Protection Of Civil Rights Act, 1955			
		Under Section 5	Under Section 7	Under Section 8	Others			Protection Of Civil Rights Act, 1955 (Total)	For Crimes Committed Against SCs	For Crimes Committed Against STs	For Crimes Committed Against Others
(1)	(2)	11	12	13	14	15	16	17	18	19	20
1	Akola	0	0	0	0	0	0	0	0	0	0
2	Amravati Rural	0	0	0	0	0	0	0	0	0	0
3	Buldhana	0	0	0	0	0	0	0	0	0	0
4	Yavatmal	0	0	0	0	0	0	0	0	0	0
5	Washim	0	0	0	0	0	0	0	0	0	0
*	Amaravati Range	0	0	0	0	0	0	0	0	0	0
6	Aurangabad Rural	0	0	0	0	0	0	0	0	0	0
7	Jalna	0	0	0	0	0	0	0	0	0	0
8	Beed	0	0	0	0	0	0	0	0	0	0
9	Osmanabad	0	0	0	0	0	0	0	0	0	0
*	A'bad Range	0	0	0	0	0	0	0	0	0	0
10	Nanded	0	0	0	0	0	0	0	0	0	0
11	Latur	0	0	0	0	0	0	0	0	0	0
12	Parbhani	0	0	0	0	0	0	0	0	0	0
13	Hingoli	0	0	0	0	0	0	0	0	0	0
*	Nanded Range	0	0	0	0	0	0	0	0	0	0
14	Kolhapur	0	0	0	0	0	0	0	0	0	0
15	Pune Rural	0	0	0	0	0	0	0	0	0	0
16	Sangli	0	0	0	0	0	0	0	0	0	0
17	Satara	0	0	0	0	0	0	0	0	0	0
18	Solapur Rural	0	0	0	0	0	0	0	0	0	0
*	Kolhapur Range	0	0	0	0	0	0	0	0	0	0
19	Bhandara	0	0	0	0	0	0	0	0	0	0
20	Chandrapur	0	0	0	0	0	0	0	0	0	0
21	Nagpur Rural	0	0	0	0	0	0	0	0	0	0
22	Wardha	0	0	0	0	0	0	0	0	0	0
*	Nagpur Range	0	0	0	0	0	0	0	0	0	0
23	Gadchiroli	0	0	0	0	0	0	0	0	0	0
24	Gondia	0	0	0	0	0	0	0	0	0	0
*	Gadchiroli Range	0	0	0	0	0	0	0	0	0	0
25	Ahmednagar	0	0	0	0	0	0	0	0	0	0
26	Dhule	0	0	0	0	0	0	0	0	0	0
27	Jalgaon	0	0	0	0	0	0	0	0	0	0
28	Nasik Rural	0	0	0	0	0	0	0	0	0	0
29	Nandurbar	0	0	0	0	0	0	0	0	0	0
*	Nasik Range	0	0	0	0	0	0	0	0	0	0
30	Raigad	0	0	0	0	0	0	0	0	0	0
31	Ratnagiri	0	0	0	0	0	0	0	0	0	0
32	Sindhudurg	0	0	0	0	0	0	0	0	0	0
33	Thane Rural	0	0	0	0	0	0	0	0	0	0
34	Palghar	0	0	0	0	0	0	0	0	0	0
*	Thane Range	0	0	0	0	0	0	0	0	0	0
35	Mumbai Railway	0	0	0	0	6	0	0	0	0	0
36	Pune Railway	0	0	0	0	0	0	0	0	0	0
37	Nagpur Railway	0	0	0	0	0	0	0	0	0	0
*	Railways Range	0	0	0	0	6	0	0	0	0	0
38	Nagpur Commr.	0	0	0	0	0	0	0	0	0	0
39	Pune Commr.	0	0	0	0	0	0	0	0	0	0
40	Thane Commr.	0	0	0	0	0	0	0	0	0	0
41	Mumbai Commr.	0	0	0	8	0	0	0	0	0	0
42	Nasik Commr.	0	0	0	0	0	0	0	0	0	0
43	Aurangabad Commr.	0	0	0	0	0	0	0	0	0	0
44	Solapur Commr.	0	0	0	0	0	0	0	0	0	0
45	Navi Mumbai	0	0	0	0	0	0	0	0	0	0
46	Amravati Commr.	0	0	0	0	0	0	0	0	0	0
*	Total of Commrs.	0	0	0	8	0	0	0	0	0	0
**	Total	0	0	0	8	6	0	0	0	0	0

तक्ता क्र. ५६ (चालू)
TABLE NO. 56 (Continued)

Sr. No.	UNIT	Passport Act, 1967	Essential Commodities Act, 1955	Antiquities & Art Treasures Act, 1972	Dowry Prohibition Act, 1961	Indecent Representation Of Women (Prohibition) Act, 1986	Copyright Act, 1957	Commission Of Sati Prevention Act 1987	SC/ST (Prevention Of Atrocities) Act, 1989		
									SC/ST (Prevention Of Atrocities) Act, 1989	for Crimes Committed Against SCs	For Crimes Committed Against STs
(1)	(2)	(21)	(22)	(23)	(24)	(25)	(26)	(27)	(28)	(29)	(30)
1	Akola	0	0	0	0	0	0	0	0	0	0
2	Amravati Rural	0	0	0	0	0	0	0	0	0	0
3	Buldhana	0	0	0	0	0	0	0	0	0	0
4	Yavatmal	0	0	0	0	0	0	0	0	0	0
5	Washim	0	0	0	0	0	0	0	0	0	0
*	Amaravati Range	0	0	0	0	0	0	0	0	0	0
6	Aurangabad Rural	0	0	0	0	0	0	0	0	0	0
7	Jalna	0	0	0	0	0	0	0	0	0	0
8	Beed	0	0	0	0	0	0	0	0	0	0
9	Osmanabad	0	0	0	0	0	0	0	0	0	0
*	A'bad Range	0	0	0	0	0	0	0	0	0	0
10	Nanded	0	0	0	0	0	0	0	0	0	0
11	Latur	0	0	0	0	0	0	0	0	0	0
12	Parbhani	0	0	0	0	0	0	0	1	0	1
13	Hingoli	0	0	0	0	0	0	0	0	0	0
*	Nanded Range	0	0	0	0	0	0	0	1	0	1
14	Kolhapur	0	0	0	0	0	0	0	0	0	0
15	Pune Rural	0	0	0	0	0	0	0	0	0	0
16	Sangli	0	0	0	0	0	0	0	0	0	0
17	Satara	0	0	0	0	0	0	0	4	4	0
18	Solapur Rural	0	0	0	0	0	0	0	0	0	0
*	Kolhapur Range	0	0	0	0	0	0	0	4	4	0
19	Bhandara	0	0	0	0	0	0	0	0	0	0
20	Chandrapur	0	0	0	0	0	0	0	0	0	0
21	Nagpur Rural	0	0	0	0	0	0	0	0	0	0
22	Wardha	0	0	0	0	0	0	0	0	0	0
*	Nagpur Range	0	0	0	0	0	0	0	0	0	0
23	Gadchiroli	0	0	0	0	0	0	0	0	0	0
24	Gondia	0	0	0	0	0	0	0	0	0	0
*	Gadchiroli Range	0	0	0	0	0	0	0	0	0	0
25	Ahmednagar	0	0	0	0	0	0	0	0	0	0
26	Dhule	0	0	0	0	0	0	0	0	0	0
27	Jalgaon	0	0	0	0	0	0	0	0	0	0
28	Nasik Rural	0	0	0	0	0	0	0	0	0	0
29	Nandurbar	0	0	0	0	0	0	0	0	0	0
*	Nasik Range	0	0	0	0	0	0	0	0	0	0
30	Raigad	0	0	0	0	0	0	0	0	0	0
31	Ratnagiri	0	0	0	0	0	0	0	0	0	0
32	Sindhudurg	0	0	0	0	0	0	0	0	0	0
33	Thane Rural	0	0	0	0	0	0	0	0	0	0
34	Palghar	1	0	0	0	0	0	0	0	0	0
*	Thane Range	1	0	0	0	0	0	0	0	0	0
35	Mumbai Railway	0	0	0	0	0	1	0	0	0	0
36	Pune Railway	0	0	0	0	0	0	0	0	0	0
37	Nagpur Railway	0	0	0	0	0	0	0	0	0	0
*	Railways Range	0	0	0	0	0	1	0	0	0	0
38	Nagpur Commr.	0	0	0	0	0	0	0	0	0	0
39	Pune Commr.	0	0	0	0	0	0	0	0	0	0
40	Thane Commr.	3	0	0	0	0	0	0	0	0	0
41	Mumbai Commr.	0	0	0	0	0	1	0	0	0	0
42	Nasik Commr.	0	0	0	0	0	0	0	0	0	0
43	Aurangabad Commr.	0	0	0	0	0	0	0	0	0	0
44	Solapur Commr.	0	0	0	0	0	0	0	0	0	0
45	Navi Mumbai	1	0	0	0	0	0	0	0	0	0
46	Amravati Commr.	0	0	0	0	0	0	0	0	0	0
*	Total of Commrs.	4	0	0	0	0	1	0	0	0	0
**	Total	5	0	0	0	0	2	0	5	4	1

तक्ता क्र. ५६ (चालू)

TABLE NO. 56 (Continued)

Sr. No.	UNIT	Forest Act, 1927	Prohibition Of Child Marriage Act, 2006	Protection Of Women From Domestic Violence Act, 2005	Information Technology Act, 2000	Official Secrets Act, 1923	Electricity Act, 2003	Wildlife Protection Act, 1972	Bonded Labour System (Abolition) Act, 1976			
									Bonded Labour System (Abolition) Act, 1976 (Total)	Against SC	Against ST	Against Others
(1)	(2)	(31)	(32)	(33)	(34)	(35)	(36)	(37)	(38)	(39)	(40)	(41)
1	Akola	0	0	0	0	0	0	0	0	0	0	0
2	Amravati Rural	0	0	0	4	0	0	0	0	0	0	0
3	Buldhana	0	0	0	0	0	0	0	0	0	0	0
4	Yavatmal	0	0	0	0	0	0	0	0	0	0	0
5	Washim	0	0	0	0	0	0	0	0	0	0	0
*	Amaravati Range	0	0	0	4	0	0	0	0	0	0	0
6	Aurangabad Rural	0	0	0	0	0	0	0	0	0	0	0
7	Jalna	0	0	0	0	0	0	0	0	0	0	0
8	Beed	0	0	0	0	0	0	0	0	0	0	0
9	Osmanabad	0	0	0	0	0	0	0	0	0	0	0
*	A'bad Range	0	0	0	0	0	0	0	0	0	0	0
10	Nanded	0	0	0	0	0	0	0	0	0	0	0
11	Latur	0	0	0	0	0	0	0	0	0	0	0
12	Parbhani	0	0	0	0	0	0	0	0	0	0	0
13	Hingoli	0	0	0	0	0	0	0	0	0	0	0
*	Nanded Range	0	0	0	0	0	0	0	0	0	0	0
14	Kolhapur	0	1	0	0	0	0	0	0	0	0	0
15	Pune Rural	0	0	0	0	0	0	0	0	0	0	0
16	Sangli	0	0	0	1	0	0	0	0	0	0	0
17	Satara	0	0	0	0	0	4	0	0	0	0	0
18	Solapur Rural	0	0	0	0	0	0	0	0	0	0	0
*	Kolhapur Range	0	1	0	1	0	4	0	0	0	0	0
19	Bhandara	0	0	0	0	0	0	0	0	0	0	0
20	Chandrapur	0	0	0	0	0	0	0	0	0	0	0
21	Nagpur Rural	0	0	0	0	0	0	0	0	0	0	0
22	Wardha	0	0	0	0	0	0	0	0	0	0	0
*	Nagpur Range	0	0	0	0	0	0	0	0	0	0	0
23	Gadchiroli	0	0	0	0	0	0	0	0	0	0	0
24	Gondia	0	0	0	0	0	0	0	0	0	0	0
*	Gadchiroli Range	0	0	0	0	0	0	0	0	0	0	0
25	Ahmednagar	0	0	0	0	0	0	0	0	0	0	0
26	Dhule	0	0	0	0	0	0	0	0	0	0	0
27	Jalgaon	0	0	0	0	0	0	0	0	0	0	0
28	Nasik Rural	0	0	0	0	0	0	0	0	0	0	0
29	Nandurbar	0	0	0	0	0	0	0	0	0	0	0
*	Nasik Range	0	0	0	0	0	0	0	0	0	0	0
30	Raigad	0	0	0	0	0	0	0	0	0	0	0
31	Ratnagiri	0	0	0	0	0	0	0	0	0	0	0
32	Sindhudurg	0	0	0	0	0	0	0	0	0	0	0
33	Thane Rural	0	0	0	0	0	0	0	0	0	0	0
34	Palghar	0	0	0	0	0	0	0	0	0	0	0
*	Thane Range	0	0	0	0	0	0	0	0	0	0	0
35	Mumbai Railway	0	0	0	0	0	0	0	0	0	0	0
36	Pune Railway	0	0	0	0	0	0	0	0	0	0	0
37	Nagpur Railway	0	0	0	0	0	0	0	0	0	0	0
*	Railways Range	0	0	0	0	0	0	0	0	0	0	0
38	Nagpur Commr.	0	0	0	0	0	0	0	0	0	0	0
39	Pune Commr.	0	0	0	0	0	0	0	0	0	0	0
40	Thane Commr.	0	0	0	0	0	0	0	0	0	0	0
41	Mumbai Commr.	0	0	0	0	0	0	0	0	0	0	0
42	Nasik Commr.	0	0	0	0	0	0	0	0	0	0	0
43	Aurangabad Commr.	0	0	0	0	0	0	0	0	0	0	0
44	Solapur Commr.	0	0	0	0	0	0	0	0	0	0	0
45	Navi Mumbai	0	0	0	0	0	0	0	0	0	0	0
46	Amravati Commr.	0	0	0	0	0	0	0	0	0	0	0
*	Total of Commrs.	0	0	0	0	0	0	0	0	0	0	0
**	Total	0	1	0	5	0	4	0	0	0	0	0

तक्ता क्र. ५६ (चालू)
TABLE NO. 56 (Continued)

Sr. No.	UNIT	State Emblem Of India (Prohibition Of Improper Use) Act, 2005	Lotteries (Regulation) Act, 1998	Citizenship Act, 1955	Foreigners Act, 1946	Place Of Worship (Special Provisions) Act, 1991	Religious Institution (Prevention Of Misuse) Act, 1988	Representation of the People Act, 1951 (As Amended in 2010)	Emigration Act, 1983	Juvenile Justice (Care And Protection Of Children) Act, 2000	Infant Milk Substitutes, Feeding Bottles And Infant Foods (Regulation Of Production, Supply And Distribution) Amendment	Anti Hijacking Act, 1982
(1)	(2)	(53)	(54)	(55)	(56)	(57)	(58)	(59)	(60)	(61)	(62)	(63)
1	Akola	0	0	0	0	0	0	0	0	0	0	0
2	Amravati Rural	0	0	0	0	0	0	0	0	0	0	0
3	Buldhana	0	0	0	0	0	0	0	0	0	0	0
4	Yavatmal	0	0	0	0	0	0	0	0	0	0	0
5	Washim	0	0	0	0	0	0	0	0	0	0	0
*	Amaravati Range	0	0	0	0	0	0	0	0	0	0	0
6	Aurangabad Rural	0	0	0	0	0	0	0	0	0	0	0
7	Jalna	0	0	0	0	0	0	0	0	0	0	0
8	Beed	0	0	0	0	0	0	0	0	0	0	0
9	Osmanabad	0	0	0	0	0	0	0	0	0	0	0
*	A'bad Range	0	0	0	0	0	0	0	0	0	0	0
10	Nanded	0	0	0	0	0	0	0	0	0	0	0
11	Latur	0	0	0	0	0	0	0	0	0	0	0
12	Parbhani	0	0	0	0	0	0	0	0	0	0	0
13	Hingoli	0	0	0	0	0	0	0	0	0	0	0
*	Nanded Range	0	0	0	0	0	0	0	0	0	0	0
14	Kolhapur	0	0	0	0	0	0	0	0	0	0	0
15	Pune Rural	0	0	0	0	0	0	0	0	0	0	0
16	Sangli	0	0	0	0	0	0	0	0	0	0	0
17	Satara	0	0	0	0	0	0	0	0	0	0	0
18	Solapur Rural	0	0	0	0	0	0	0	0	0	0	0
*	Kolhapur Range	0	0	0	0	0	0	0	0	0	0	0
19	Bhandara	0	0	0	0	0	0	0	0	0	0	0
20	Chandrapur	0	0	0	0	0	0	0	0	0	0	0
21	Nagpur Rural	0	0	0	0	0	0	0	0	0	0	0
22	Wardha	0	0	0	0	0	0	0	0	0	0	0
*	Nagpur Range	0	0	0	0	0	0	0	0	0	0	0
23	Gadchiroli	0	0	0	0	0	0	0	0	0	0	0
24	Gondia	0	0	0	0	0	0	0	0	0	0	0
*	Gadchiroli Range	0	0	0	0	0	0	0	0	0	0	0
25	Ahmednagar	0	0	0	0	0	0	0	0	0	0	0
26	Dhule	0	0	0	0	0	0	0	0	0	0	0
27	Jalgaon	0	0	0	0	0	0	0	0	0	0	0
28	Nasik Rural	0	0	0	0	0	0	0	0	0	0	0
29	Nandurbar	0	0	0	0	0	0	0	0	0	0	0
*	Nasik Range	0	0	0	0	0	0	0	0	0	0	0
30	Raigad	0	0	0	0	0	0	0	0	0	0	0
31	Ratnagiri	0	0	0	0	0	0	0	0	0	0	0
32	Sindhudurg	0	0	0	0	0	0	0	0	0	0	0
33	Thane Rural	0	0	0	0	0	0	0	0	0	0	0
34	Palghar	0	0	0	0	0	0	0	0	0	0	0
*	Thane Range	0	0	0	0	0	0	0	0	0	0	0
35	Mumbai Railway	0	0	0	0	0	0	0	0	0	0	0
36	Pune Railway	0	0	0	0	0	0	0	0	0	0	0
37	Nagpur Railway	0	0	0	0	0	0	0	0	0	0	0
*	Railways Range	0	0	0	0	0	0	0	0	0	0	0
38	Nagpur Commr.	0	0	0	0	0	0	0	0	0	0	0
39	Pune Commr.	0	0	0	0	0	0	0	0	0	0	0
40	Thane Commr.	0	0	0	0	0	0	0	0	0	0	0
41	Mumbai Commr.	0	0	0	0	0	0	0	0	9	0	0
42	Nasik Commr.	0	0	0	0	0	0	0	0	0	0	0
43	Aurangabad Commr.	0	0	0	0	0	0	1	0	0	0	0
44	Solapur Commr.	0	0	0	0	0	0	0	0	0	0	0
45	Navi Mumbai	0	0	0	0	0	0	0	0	0	0	0
46	Amravati Commr.	0	0	0	0	0	0	0	0	0	0	0
*	Total of Commrs.	0	0	0	0	0	0	1	0	9	0	0
**	Total	0	0	0	0	0	0	1	0	9	0	0

तक्ता क्र. ५६ (पूर्ण)

TABLE NO. 56 (Concluded)

Sr. No.	UNIT	Atomic Energy Act, 1962	Weapons Of Mass Destruction And Their Delivery Systems (Prohibition Of Unlawful Activities) Act, 2005	Suppression Of Unlawful Acts Against Safety Of Civil Aviation Act, 1982	Safety of Maritime Navigation Act, 2002	The Employment Of Manual Scavengers And Construction Of Dry Latrines (Prohibition) Act, 1993	Pre-Natal Diagnostic Techniques (Regulation And Prevention Of Misuse) Act, 1994	The Maritime Zones Of India (Regulation Of Fishing By Foreign Vessels) Act, 1981	Other SLL Crimes	Total Cognizable SLL Crimes
(1)	(2)	(64)	(65)	(66)	(67)	(68)	(69)	(70)	(71)	(72)
1	Akola	0	0	0	0	0	0	0	4	23
2	Amravati Rural	0	0	0	0	0	0	0	8	29
3	Buldhana	0	0	0	0	0	0	0	1	7
4	Yavatmal	0	0	0	0	0	0	0	2	3
5	Washim	0	0	0	0	0	0	0	0	0
*	Amaravati Range	0	0	0	0	0	0	0	15	62
6	Aurangabad Rural	0	0	0	0	0	0	0	1	4
7	Jalna	0	0	0	0	0	0	0	0	1
8	Beed	0	0	0	0	0	0	0	0	0
9	Osmanabad	0	0	0	0	0	0	0	2	2
*	A'bad Range	0	0	0	0	0	0	0	3	7
10	Nanded	0	0	0	0	0	0	0	0	3
11	Latur	0	0	0	0	0	0	0	0	0
12	Parbhani	0	0	0	0	0	0	0	0	1
13	Hingoli	0	0	0	0	0	0	0	0	0
*	Nanded Range	0	0	0	0	0	0	0	0	4
14	Kolhapur	0	0	0	0	0	0	0	8	9
15	Pune Rural	0	0	0	0	0	0	0	1	1
16	Sangli	0	0	0	0	0	0	0	3	9
17	Satara	0	0	0	0	0	0	0	5	15
18	Solapur Rural	0	0	0	0	0	0	0	10	10
*	Kolhapur Range	0	0	0	0	0	0	0	27	44
19	Bhandara	0	0	0	0	0	0	0	0	2
20	Chandrapur	0	0	0	0	0	0	0	0	14
21	Nagpur Rural	0	0	0	0	0	0	0	0	11
22	Wardha	0	0	0	0	0	0	0	0	0
*	Nagpur Range	0	0	0	0	0	0	0	0	27
23	Gadchiroli	0	0	0	0	0	0	0	0	0
24	Gondia	0	0	0	0	0	0	0	0	0
*	Gadchiroli Range	0	0	0	0	0	0	0	0	0
25	Ahmednagar	0	0	0	0	0	0	0	0	0
26	Dhule	0	0	0	0	0	0	0	0	0
27	Jaigaon	0	0	0	0	0	0	0	1	1
28	Nasik Rural	0	0	0	0	0	0	0	2	2
29	Nandurbar	0	0	0	0	0	0	0	0	0
*	Nasik Range	0	0	0	0	0	0	0	3	3
30	Raigad	0	0	0	0	0	0	0	0	0
31	Ratnagiri	0	0	0	0	0	0	0	0	0
32	Sindhudurg	0	0	0	0	0	0	0	0	0
33	Thane Rural	0	0	0	0	0	0	0	0	0
34	Palghar	0	0	0	0	0	0	0	1	2
*	Thane Range	0	0	0	0	0	0	0	1	2
35	Mumbai Railway	0	0	0	0	0	0	0	0	9
36	Pune Railway	0	0	0	0	0	0	0	0	0
37	Nagpur Railway	0	0	0	0	0	0	0	0	0
*	Railways Range	0	0	0	0	0	0	0	0	9
38	Nagpur Commr.	0	0	0	0	0	0	0	4	9
39	Pune Commr.	0	0	0	0	0	0	0	0	0
40	Thane Commr.	0	0	0	0	0	0	0	0	13
41	Mumbai Commr.	0	0	0	0	0	0	0	41	82
42	Nasik Commr.	0	0	0	0	0	0	0	4	6
43	Aurangabad Commr.	0	0	0	0	0	0	0	1	5
44	Solapur Commr.	0	0	0	0	0	0	0	0	0
45	Navi Mumbai	0	0	0	0	0	0	0	0	1
46	Amravati Commr.	0	0	0	0	0	0	0	5	7
*	Total of Commrs.	0	0	0	0	0	0	0	55	123
**	Total	0	0	0	0	0	0	0	104	281

सन २०१४ मधील भा.दं.वि. खालील वय व लिंग-निहाय ताब्यात घेतलेले विधीसंघर्षग्रस्त बाल (घटक-निहाय)

TABLE NO. 57
JUVENILE IN CONFLICT WITH LAW APPREHENDED UNDER IPC OFFENCES AS PER
AGE GROUP AND SEX DURING 2014(UNIT- WISE)

Sr. No.	UNIT	Below 12 Years		12 yrs & Above – Below 16 years		16 yrs & Above – Below 18 years		OVER ALL AGE GROUP		TOTAL BOYS & GIRLS
		BOYS	GIRLS	BOYS	GIRLS	BOYS	GIRLS	BOYS	GIRLS	
1	2	3	4	5	6	7	8	9	10	11
1	Akola	2	2	41	0	111	1	154	3	157
2	Amravati Rural	0	0	26	2	111	8	137	10	147
3	Buldhana	0	0	45	5	81	3	126	8	134
4	Yavatmal	0	0	13	0	62	4	75	4	79
5	Washim	0	0	12	1	29	3	41	4	45
*	Amaravati Range	2	2	137	8	394	19	533	29	562
6	Aurangabad Rural	0	0	27	5	80	5	107	10	117
7	Jalna	0	0	38	0	66	0	104	0	104
8	Beed	0	0	22	1	82	1	104	2	106
9	Osmanabad	0	0	37	4	48	7	85	11	96
*	A'bad Range	0	0	124	10	276	13	400	23	423
10	Nanded	17	0	50	4	80	6	147	10	157
11	Latur	0	0	0	0	75	0	75	0	75
12	Parbhani	2	2	57	1	60	3	119	6	125
13	Hingoli	1	0	31	2	20	0	52	2	54
*	Nanded Range	20	2	138	7	235	9	393	18	411
14	Kolhapur	2	0	36	0	111	0	149	0	149
15	Pune Rural	0	0	64	3	96	1	160	4	164
16	Sangli	2	0	51	2	73	0	126	2	128
17	Satara	12	0	71	6	283	10	366	16	382
18	Solapur Rural	0	0	13	1	86	0	99	1	100
*	Kolhapur Range	16	0	235	12	649	11	900	23	923
19	Bhandara	0	0	16	1	48	2	64	3	67
20	Chandrapur	4	0	51	0	77	1	132	1	133
21	Nagpur Rural	0	0	14	0	89	1	103	1	104
22	Wardha	0	0	3	0	96	0	99	0	99
*	Nagpur Range	4	0	84	1	310	4	398	5	403
23	Gadchiroli	0	0	7	0	14	1	21	1	22
24	Gondia	0	0	0	0	55	0	55	0	55
*	Gadchiroli Range	0	0	7	0	69	1	76	1	77
25	Ahmednagar	2	0	20	0	66	0	88	0	88
26	Dhule	0	0	4	1	7	0	11	1	12
27	Jalgaon	0	0	0	0	48	1	48	1	49
28	Nasik Rural	0	0	54	0	67	4	121	4	125
29	Nandurbar	0	0	0	0	29	1	29	1	30
*	Nasik Range	2	0	78	1	217	6	297	7	304
30	Raigad	1	0	19	0	25	0	45	0	45
31	Ratnagiri	1	0	17	2	36	0	54	2	56
32	Sindhudurg	0	0	11	0	8	0	19	0	19
33	Thane Rural	0	0	21	0	60	1	81	1	82
34	Palghar	9	0	15	0	99	2	123	2	125
*	Thane Range	11	0	83	2	228	3	322	5	327
35	Mumbai Railway	11	0	39	3	78	8	128	11	139
36	Pune Railway	0	0	2	0	0	0	2	0	2
37	Nagpur Railway	0	0	0	0	31	1	31	1	32
*	Railways Range	11	0	41	3	109	9	161	12	173
38	Nagpur Commr.	3	0	71	0	243	3	317	3	320
39	Pune Commr.	3	1	139	1	638	14	780	16	796
40	Thane Commr.	7	2	222	3	262	0	491	5	496
41	Mumbai Commr.	26	3	307	10	722	14	1055	27	1082
42	Nasik Commr.	3	0	58	0	123	12	184	12	196
43	Aurangabad Commr.	1	1	20	0	92	4	113	5	118
44	Solapur Commr.	5	0	20	0	28	0	53	0	53
45	Navi Mumbai	4	0	54	2	145	1	203	3	206
46	Amravati Commr.	4	0	19	2	50	2	73	4	77
*	Total of Commrs.	56	7	910	18	2303	50	3269	75	3344
**	Total	122	11	1837	62	4790	125	6749	198	6947

तक्ता क्र. ५८

सन २०१४ मधील विशेष व स्थानिक कायद्याखालील वय व लिंग-निहाय ताब्यात घेतलेले विधीसंबंधग्रस्त बाल
(घटक-निहाय)

TABLE NO. 58

JUVENILE IN CONFLICT WITH LAW APPREHENDED UNDER SLL OFFENCES AS PER
AGE GROUP AND SEX DURING 2014(UNIT-WISE)

Sr. No.	UNIT	Below 12 Years		12 yrs & Above – Below 16 years		16 yrs & Above – Below 18 years		OVER ALL AGE GROUP		TOTAL BOYS AND GIRLS
		BOYS	GIRLS	BOYS	GIRLS	BOYS	GIRLS	BOYS	GIRLS	
1	2	3	4	5	6	7	8	9	10	11
1	Akola	0	0	0	0	23	0	23	0	23
2	Amravati Rural	0	0	2	0	27	0	29	0	29
3	Buldhana	0	0	0	0	7	0	7	0	7
4	Yavatmal	0	0	0	0	3	0	3	0	3
5	Washim	0	0	0	0	0	0	0	0	0
*	Amaravati Range	0	0	2	0	60	0	62	0	62
6	Aurangabad Rural	0	0	0	0	4	0	4	0	4
7	Jalna	0	0	0	0	1	0	1	0	1
8	Beed	0	0	0	0	0	0	0	0	0
9	Osmanabad	0	0	1	0	1	0	2	0	2
*	A'bad Range	0	0	1	0	6	0	7	0	7
10	Nanded	0	0	0	0	3	0	3	0	3
11	Latur	0	0	0	0	0	0	0	0	0
12	Parbhani	0	0	0	0	1	0	1	0	1
13	Hingoli	0	0	0	0	0	0	0	0	0
*	Nanded Range	0	0	0	0	4	0	4	0	4
14	Kolhapur	0	0	1	0	8	0	9	0	9
15	Pune Rural	0	0	0	0	1	0	1	0	1
16	Sangli	0	0	2	0	7	0	9	0	9
17	Satara	0	0	2	0	13	0	15	0	15
18	Solapur Rural	0	0	0	1	9	0	9	1	10
*	Kolhapur Range	0	0	5	1	38	0	43	1	44
19	Bhandara	0	0	0	0	2	0	2	0	2
20	Chandrapur	0	0	0	0	14	0	14	0	14
21	Nagpur Rural	0	0	2	0	9	0	11	0	11
22	Wardha	0	0	0	0	0	0	0	0	0
*	Nagpur Range	0	0	2	0	25	0	27	0	27
23	Gadchiroli	0	0	0	0	0	0	0	0	0
24	Gondia	0	0	0	0	0	0	0	0	0
*	Gadchiroli Range	0	0	0	0	0	0	0	0	0
25	Ahmednagar	0	0	0	0	0	0	0	0	0
26	Dhule	0	0	0	0	0	0	0	0	0
27	Jalgaon	0	0	0	0	1	0	1	0	1
28	Nasik Rural	0	0	0	0	2	0	2	0	2
29	Nandurbar	0	0	0	0	0	0	0	0	0
*	Nasik Range	0	0	0	0	3	0	3	0	3
30	Raigad	0	0	0	0	0	0	0	0	0
31	Ratnagiri	0	0	0	0	0	0	0	0	0
32	Sindhudurg	0	0	0	0	0	0	0	0	0
33	Thane Rural	0	0	0	0	0	0	0	0	0
34	Palghar	0	0	2	0	0	0	2	0	2
*	Thane Range	0	0	2	0	0	0	2	0	2
35	Mumbai Railway	4	0	2	0	3	0	9	0	9
36	Pune Railway	0	0	0	0	0	0	0	0	0
37	Nagpur Railway	0	0	0	0	0	0	0	0	0
*	Railways Range	4	0	2	0	3	0	9	0	9
38	Nagpur Commr.	0	0	0	0	9	0	9	0	9
39	Pune Commr.	0	0	0	0	0	0	0	0	0
40	Thane Commr.	0	0	3	1	8	1	11	2	13
41	Mumbai Commr.	10	2	25	0	45	0	80	2	82
42	Nasik Commr.	0	0	1	0	5	0	6	0	6
43	Aurangabad Commr.	0	0	2	0	3	0	5	0	5
44	Solapur Commr.	0	0	0	0	0	0	0	0	0
45	Navi Mumbai	0	0	0	0	1	0	1	0	1
46	Amravati Commr.	0	0	5	0	2	0	7	0	7
*	Total of Commrs.	10	2	36	1	73	1	119	4	123
**	Total	14	2	50	2	212	1	276	5	281

TABLE NO. 59

DISPOSAL OF APPREHENDED JUVENILE IN CONFLICT WITH LAW (UNDER IPC & SLL OFFENCES)
AND SENT TO COURT DURING 2014(UNIT- WISE)

S.No.	UNIT	Number of Juveniles whose cases pending disposal at the beginning of the year	Juveniles apprehended during the year	Total number of Juveniles apprehended (Col. 3+4)	Sent To Home After Advice Or Admonition	Released On Probation And Placed Under Care of parents / Gurdians
(1)	(2)	(3)	(4)	(5)	(6)	(7)
1	Akola	19	180	199	24	38
2	Amravati Rural	19	176	195	29	48
3	Buldhana	0	141	141	0	71
4	Yavatmal	0	82	82	8	57
5	Washim	0	45	45	0	28
*	Amaravati Range	38	624	662	61	242
6	Aurangabad Rural	16	121	137	15	21
7	Jalna	22	105	127	0	105
8	Beed	0	106	106	22	84
9	Osmanabad	266	98	364	0	0
*	A'bad Range	304	430	734	37	210
10	Nanded	63	160	223	223	0
11	Latur	0	75	75	0	0
12	Parbhani	425	126	551	0	0
13	Hingoli	0	54	54	0	0
*	Nanded Range	488	415	903	223	0
14	Kolhapur	5	158	163	0	0
15	Pune Rural	15	165	180	141	0
16	Sangli	20	137	157	49	25
17	Satara	67	397	464	95	0
18	Solapur Rural	23	110	133	0	23
*	Kolhapur Range	130	967	1097	285	48
19	Bhandara	215	69	284	11	5
20	Chandrapur	15	147	162	132	0
21	Nagpur Rural	0	115	115	0	0
22	Wardha	24	99	123	0	110
*	Nagpur Range	254	430	684	143	115
23	Gadchiroli	0	22	22	0	17
24	Gondia	12	55	67	0	40
*	Gadchiroli Range	12	77	89	0	57
25	Ahmednagar	4	88	92	0	0
26	Dhule	0	12	12	0	0
27	Jaigaon	0	50	50	0	3
28	Nasik Rural	0	127	127	68	0
29	Nandurbar	105	30	135	0	5
*	Nasik Range	109	307	416	68	8
30	Raigad	53	45	98	56	0
31	Ratnagiri	5	56	61	0	61
32	Sindhudurg	0	19	19	0	5
33	Thane Rural	0	82	82	0	82
34	Palghar	4	127	131	25	66
*	Thane Range	62	329	391	81	214
35	Mumbai Railway	23	148	171	16	92
36	Pune Railway	0	2	2	0	0
37	Nagpur Railway	24	32	56	0	0
*	Railways Range	47	182	229	16	92
38	Nagpur Commr.	169	329	498	0	0
39	Pune Commr.	0	796	796	276	74
40	Thane Commr.	54	509	563	132	39
41	Mumbai Commr.	150	1164	1314	241	424
42	Nasik Commr.	5	202	207	97	108
43	Aurangabad Commr.	18	123	141	1	21
44	Solapur Commr.	72	53	125	0	0
45	Navi Mumbai	0	207	207	10	16
46	Amravati Commr.	5	84	89	4	19
*	Total of Commrs.	473	3467	3940	761	701
**	Total	1917	7228	9145	1675	1687

तक्ता क्र. ५९ (पूर्ण)

TABLE NO. 59 (Concluded)

S.No.	UNIT	Released On Probation And Placed Under Care Of	Sent To Special Homes	Dealt With Fine	Acquitted Or Otherwise Disposed Of	Pending Disposal
		Fit Instt.				
(1)	(2)	(8)	(9)	(10)	(11)	(12)
1	Akola	48	32	0	19	38
2	Amravati Rural	3	18	0	17	80
3	Buldhana	21	0	0	0	49
4	Yavatmal	6	0	0	0	11
5	Washim	0	14	0	0	3
*	Amaravati Range	78	64	0	36	181
6	Aurangabad Rural	0	8	0	0	93
7	Jalna	0	0	0	0	0
8	Beed	0	0	0	0	0
9	Osmanabad	0	0	16	90	258
*	A'bad Range	0	8	16	90	351
10	Nanded	0	0	0	0	0
11	Latur	75	0	0	0	0
12	Parbhani	0	0	0	40	510
13	Hingoli	0	0	0	0	0
*	Nanded Range	75	0	0	40	510
14	Kolhapur	0	138	0	0	25
15	Pune Rural	0	29	0	0	10
16	Sangli	10	42	0	21	10
17	Satara	307	0	0	0	62
18	Solapur Rural	98	12	0	0	0
*	Kolhapur Range	415	221	0	21	107
19	Bhandara	3	4	15	45	201
20	Chandrapur	0	0	0	0	30
21	Nagpur Rural	0	0	0	32	83
22	Wardha	0	0	0	0	13
*	Nagpur Range	3	4	15	77	327
23	Gadchiroli	0	5	0	0	0
24	Gondia	0	0	1	7	19
*	Gadchiroli Range	0	5	1	7	19
25	Ahmednagar	0	18	0	0	74
26	Dhule	0	12	0	0	0
27	Jalgaon	7	19	0	0	21
28	Nasik Rural	17	35	0	0	7
29	Nandurbar	5	0	0	62	63
*	Nasik Range	29	84	0	62	165
30	Raigad	0	13	0	7	22
31	Ratnagiri	0	0	0	0	0
32	Sindhudurg	1	13	0	0	0
33	Thane Rural	0	0	0	0	0
34	Palghar	0	0	0	11	29
*	Thane Range	1	26	0	18	51
35	Mumbai Railway	0	3	3	4	53
36	Pune Railway	0	0	0	0	2
37	Nagpur Railway	0	38	0	0	18
*	Railways Range	0	41	3	4	73
38	Nagpur Commr.	0	428	0	0	70
39	Pune Commr.	100	132	0	0	0
40	Thane Commr.	27	175	0	0	47
41	Mumbai Commr.	66	65	85	52	350
42	Nasik Commr.	0	2	0	0	0
43	Aurangabad Commr.	2	101	0	0	16
44	Solapur Commr.	0	13	0	0	112
45	Navi Mumbai	35	146	0	0	0
46	Amravati Commr.	8	34	7	8	9
*	Total of Commrs.	238	1096	92	60	604
**	Total	839	1549	127	415	2388

TABLE NO. 60
CLASSIFICATION OF APPREHENDED JUVENILE IN CONFLICT WITH LAW (UNDER IPC & SLL)
ATTRIBUTES DURING 2014 (UNIT-WISE)

Sr. No.	UNIT	Education				Family Background			
		Illiterate	Primary	Above Primary But Below Matric/ H.Sec.	Matric / H.Sec. & Above	Total	Living With Parents	Living With Guardians	Homeless
(1)	(2)	(3)	(4)	(5)	(6)	(7)	(8)	(9)	(10)
1	Akola	0	0	180	0	180	180	0	0
2	Amravati Rural	0	5	132	39	176	165	11	0
3	Buldhana	2	66	73	0	141	137	4	0
4	Yavatmal	0	82	0	0	82	82	0	0
5	Washim	0	18	27	0	45	45	0	0
*	Amaravati Range	2	171	412	39	624	609	15	0
6	Aurangabad Rural	0	53	53	15	121	121	0	0
7	Jalna	12	16	77	0	105	105	0	0
8	Beed	0	82	24	0	106	106	0	0
9	Osmanabad	3	13	43	39	98	98	0	0
*	A'bad Range	15	164	197	54	430	430	0	0
10	Nanded	0	17	143	0	160	160	0	0
11	Latur	0	0	75	0	75	75	0	0
12	Parbhani	22	48	37	19	126	126	0	0
13	Hingoli	0	54	0	0	54	54	0	0
*	Nanded Range	22	119	255	19	415	415	0	0
14	Kolhapur	11	22	123	2	158	158	0	0
15	Pune Rural	6	23	73	63	165	165	0	0
16	Sangli	12	30	79	16	137	108	27	2
17	Satara	12	37	270	78	397	397	0	0
18	Solapur Rural	15	73	22	0	110	97	13	0
*	Kolhapur Range	56	185	567	159	967	925	40	2
19	Bhandara	0	25	44	0	69	69	0	0
20	Chandrapur	0	0	147	0	147	147	0	0
21	Nagpur Rural	9	13	93	0	115	101	12	2
22	Wardha	0	23	57	19	99	92	7	0
*	Nagpur Range	9	61	341	19	430	409	19	2
23	Gadchiroli	0	5	17	0	22	17	0	5
24	Gondia	0	37	18	0	55	46	7	2
*	Gadchiroli Range	0	42	35	0	77	63	7	7
25	Ahmednagar	0	34	50	4	88	88	0	0
26	Dhule	0	3	9	0	12	12	0	0
27	Jalgaon	0	8	32	10	50	36	14	0
28	Nasik Rural	9	54	57	7	127	121	6	0
29	Nandurbar	12	1	3	14	30	28	2	0
*	Nasik Range	21	100	151	35	307	285	22	0
30	Raigad	0	0	23	22	45	45	0	0
31	Ratnagiri	4	17	30	5	56	56	0	0
32	Sindhudurg	0	0	19	0	19	13	6	0
33	Thane Rural	6	33	39	4	82	78	3	1
34	Palghar	31	73	13	10	127	94	33	0
*	Thane Range	41	123	124	41	329	286	42	1
35	Mumbai Railway	12	78	58	0	148	147	1	0
36	Pune Railway	0	2	0	0	2	2	0	0
37	Nagpur Railway	8	8	8	8	32	16	8	8
*	Railways Range	20	88	66	8	182	165	9	8
38	Nagpur Commr.	23	131	129	46	329	264	65	0
39	Pune Commr.	52	300	387	57	796	709	29	58
40	Thane Commr.	53	212	212	32	509	479	29	1
41	Mumbai Commr.	125	512	459	68	1164	916	189	59
42	Nasik Commr.	0	79	117	6	202	166	33	3
43	Aurangabad Commr.	13	85	25	0	123	123	0	0
44	Solapur Commr.	25	4	21	3	53	33	13	7
45	Navi Mumbai	7	149	44	7	207	205	1	1
46	Amravati Commr.	2	31	47	4	84	43	33	8
*	Total of Commrs.	300	1503	1441	223	3467	2938	392	137
**	Total	486	2556	3589	597	7228	6525	546	157

तक्ता क्र. ६० (पूर्ण)

Table No. 60 (Concluded)

Sr. No.	UNIT	Total	Annual Income (Upto Rs. 25,000)	Annual Income (Rs. 25,001 To Rs. 50,000)	Middle Income (Rs. 50,001 To Rs. 1,00,000)	Middle Income (Rs. 1,00,001 To Rs. 2,00,000)	Upper Middle Income (Rs. 2,00,001 To Rs. 3,00,000)	Upper Income (Above Rs. 3,00,000)	Total	New Delinquent	Old Delinquent	Total
(1)	(2)	(11)	(12)	(13)	(14)	(15)	(16)	(17)	(18)	(19)	(20)	(21)
1	Akola	180	180	0	0	0	0	0	180	180	0	180
2	Amravati Rural	176	84	36	28	9	12	7	176	128	48	176
3	Buldhana	141	86	29	21	5	0	0	141	138	3	141
4	Yavatmal	82	50	32	0	0	0	0	82	82	0	82
5	Washim	45	0	45	0	0	0	0	45	45	0	45
*	Amaravati Range	624	400	142	49	14	12	7	624	573	51	624
6	Aurangabad Rural	121	41	13	29	12	23	3	121	121	0	121
7	Jalna	105	45	46	14	0	0	0	105	105	0	105
8	Beed	106	59	32	15	0	0	0	106	106	0	106
9	Osmanabad	98	0	19	61	18	0	0	98	92	6	98
*	A'bad Range	430	145	110	119	30	23	3	430	424	6	430
10	Nanded	160	0	0	139	11	10	0	160	160	0	160
11	Latur	75	0	0	40	35	0	0	75	75	0	75
12	Parbhani	126	92	15	19	0	0	0	126	126	0	126
13	Hingoli	54	20	34	0	0	0	0	54	54	0	54
*	Nanded Range	415	112	49	198	46	10	0	415	415	0	415
14	Kolhapur	158	38	65	55	0	0	0	158	158	0	158
15	Pune Rural	165	15	12	138	0	0	0	165	165	0	165
16	Sangli	137	62	28	26	18	3	0	137	135	2	137
17	Satara	397	1	185	120	89	2	0	397	294	103	397
18	Solapur Rural	110	0	0	68	25	17	0	110	110	0	110
*	Kolhapur Range	967	116	290	407	132	22	0	967	862	105	967
19	Bhandara	69	47	22	0	0	0	0	69	62	7	69
20	Chandrapur	147	147	0	0	0	0	0	147	0	147	147
21	Nagpur Rural	115	14	9	86	6	0	0	115	115	0	115
22	Wardha	99	99	0	0	0	0	0	99	99	0	99
*	Nagpur Range	430	307	31	86	6	0	0	430	276	154	430
23	Gadchiroli	22	22	0	0	0	0	0	22	22	0	22
24	Gondia	55	55	0	0	0	0	0	55	55	0	55
*	Gadchiroli Range	77	77	0	0	0	0	0	77	77	0	77
25	Ahmednagar	88	56	25	7	0	0	0	88	86	2	88
26	Dhule	12	0	12	0	0	0	0	12	12	0	12
27	Jalgaon	50	3	26	12	9	0	0	50	50	0	50
28	Nasik Rural	127	42	44	34	4	3	0	127	127	0	127
29	Nandurbar	30	2	22	6	0	0	0	30	30	0	30
*	Nasik Range	307	103	129	59	13	3	0	307	305	2	307
30	Raigad	45	45	0	0	0	0	0	45	45	0	45
31	Ratnagiri	56	23	19	11	0	3	0	56	56	0	56
32	Sindhudurg	19	7	8	4	0	0	0	19	19	0	19
33	Thane Rural	82	53	19	5	2	3	0	82	82	0	82
34	Palghar	127	89	37	1	0	0	0	127	127	0	127
*	Thane Range	329	217	83	21	2	6	0	329	329	0	329
35	Mumbai Railway	148	30	72	46	0	0	0	148	130	18	148
36	Pune Railway	2	0	2	0	0	0	0	2	2	0	2
37	Nagpur Railway	32	32	0	0	0	0	0	32	32	0	32
*	Railways Range	182	62	74	46	0	0	0	182	164	18	182
38	Nagpur Commr.	329	127	101	68	33	0	0	329	296	33	329
39	Pune Commr.	796	266	206	197	69	55	3	796	766	30	796
40	Thane Commr.	509	232	77	128	60	12	0	509	479	30	509
41	Mumbai Commr.	1164	503	317	278	54	10	2	1164	1032	132	1164
42	Nasik Commr.	202	89	79	34	0	0	0	202	187	15	202
43	Aurangabad Commr.	123	95	27	1	0	0	0	123	121	2	123
44	Solapur Commr.	53	41	6	3	3	0	0	53	53	0	53
45	Navi Mumbai	207	111	89	4	1	2	0	207	207	0	207
46	Amravati Commr.	84	84	0	0	0	0	0	84	28	56	84
*	Total of Commrs.	3467	1548	902	713	220	79	5	3467	3169	298	3467
**	Total	7228	3087	1810	1698	463	155	15	7228	6594	634	7228